

NAPĘD

Prezentacja producentów	634
Informacje techniczne	634
Zębatki i łańcuchy	636
Zębatki z niestandardową liczbą zębów	759
Schematy zębatek przednich	763
Schematy zębatek tylnych	772
Athena - paski napędowe i wariatory	782
Dayco - paski do skuterów	793
Dayco - paski napędowe ATV / UTV	798
Athena - rolki wariatora	799



Włoski producent części zamiennych i eksploatacyjnych. W ofercie tej firmy znajdują się uszczelki, zestawy cylindrów, wały, programowalne moduły zapłonowe i wiele innych elementów. Firma szczeni się tym, iż jej uszczelki przekraczają parametrami i precyzją wykonania takie same elementy używane do pierwszego montażu. W ofercie znajdują się również doskonale paski napędowe do skuterów, w tym również wzmacniane kevlarem rdzeniem. Kolejnym ciekawym elementem oferty są doskonale cylindry z powłoką nicasil i kute tłoki, również do skuterów.



Obecnie największy producent zębatek na świecie. JT produkuje pełen asortyment zębatek na pierwszy montaż jak również na rynek części zamiennych. Produkowane są z najwyższej jakości stali na maszynach CNC. Dla tylnych zębatek jest to stal wysokowęglowa C45, a dla przednich utwardzany stop chromowo-molibdenowy SCM415. Skutkuje to doskonałą trwałością tych podzespołów oraz równomiernym i proporcjonalnie niewielkim zużyciem łańcucha.



Jeden z bardziej znanych na świecie producentów zębatek. Firma funkcjonuje od 1956 roku. Obecnie dostarcza zębatki na pierwszy montaż m.in. do fabryk: KTM, Aprilia, BMW, MV Augusta. Supersprox jest jednym z największych w Europie producentów zębatek aluminiowych. Jej dziełem jest unikatowa technologicznie zębatka Stealth, zaprojektowana i opatentowana przez inżynierów Supersprox.



Hiszpański producent łańcuchów napędowych i przemysłowych. Do produkcji używany jest materiał importowany z Japonii, natomiast wszystkie produkty powstają w jednej fabryce w Hiszpanii. Dzięki temu Iris może zachować najwyższe parametry techniczne. Dodatkowym atutem produktów Iris jest atrakcyjna cena.



Producent najwyższej klasy łańcuchów napędowych. Dzięki innowacyjnym produktom, japońska firma wypracowała sobie pozycję światowego lidera wśród producentów motocyklowych łańcuchów napędowych. W ofercie znajdują się zarówno modele podstawowe, jak również spełniające najwyższe wymagania profesjonalistów i wytrzymałe największe obciążenia łańcuchy X-Ringowe i O-Ringowe.



Japońska firma założona w 1941 r., specjalizująca się produkcji łańcuchów motocyklowych. W 1961 r. EK rozpoczęło współpracę z Kawasaki, produkując pierwszy łańcuch motocyklowy do wyposażenia fabrycznego i zaczęło nawiązywać relacje z innymi producentami. Doskonale łańcuchy EK powstają z najlepszych dostępnych materiałów i charakteryzują się niespotykaną trwałością. Przełomową datą w historii firmy jest rok 1974, kiedy inżynierowie EK opracowali i opatentowali łańcuch wykonany w doskonale obecnie znanej technologii O-ring. Obecnie produkty EK stosowane są przez najlepszych zawodników różnych dyscyplin motocyklowych.



Dayco to światowy lider w projektowaniu i produkcji układów przekazywania mocy na pierwszy montaż dla przemysłu motoryzacyjnego. Oprócz współpracy z większością światowych producentów samochodów, Dayco sukcesywnie rozwija program części aftermarketowych. Efektem tego jest szeroka oferta pasków napędowych do pojazdów ATV i skuterów. Niezwykle mocne, wzmacniane kevlarem paski do pojazdów ATV, od 2010 r. znajdują się w stałej ofercie Inter Cars Części do Motocykli.

INFORMACJE TECHNICZNE

Wymiary łańcuchów DID

Symbol łańcucha	Dł. sworznia (mm)	Śr. rolki (mm)	Grubość płytki (mm)		Waga kg/100 ogniw	Wt. na rozciąganie kg/f	Typ uszczelnienia	Wskaźnik odporności na zużycie	Ogniwo łączące	
			Wew.	Zew.					Nit (ZJ)	Zapinka (FJ/RJ)
Super non o-ring NZ										
420NZ3	16.75	7.77	1.8	1.8	0.82	2230	-	410	-	RJ
428NZ	18.90	8.50	2.0	2.0	1.00	2600	-	410	•	•
520NZ	18.35	10.20	2.2	2.2	1.59	3720	-	410	•	•
525NZ	20.60	10.20	2.4	2.2	1.75	4000	-	410	•	•
50(530)NZ	22.55	10.20	2.4	2.4	1.86	3900	-	410	•	•
O-ring V łańcuchy wzmacnione										
420V	16.90	7.77	1.5	1.5	0.76	1620	0	700	•	•
428V	20.10	8.50	1.8	1.8	1.08	2420	0	1.890	-	RJ
520VX	20.20	10.16	2.0	2.0	1.58	3100	X	2.350	•	•
525V	21.75	10.20	2.0	2.0	1.62	3600	0	2.900	•	•
50(530)V	24.90	10.22	2.4	2.4	2.06	4350	0	2.540	•	•
630V	25.30	11.96	2.4	2.4	2.99	4980	0	2.050	XJ	•
632V	25.30	12.70	2.4	2.4	3.11	4980	0	2.050	XJ	•
X-ring VM łańcuchy super wzmacnione										
428VM	22.00	8.50	2.0	2.0	1.22	2700	X	2,640	•	•
520VM	20.20	10.22	2.0	2.0	1.54	3650	X	3,450	•	•
525VM	22.95	10.20	2.2	2.2	1.75	3680	X	3,220	•	•
525VM2	22.95	10.22	2.4	2.2	1.89	3840	X	3,450	•	-
50(530)VM	24.90	10.22	2.4	2.4	2.16	4420	X	3,630	•	•
532ZLV	24.80	11.10	2.4	2.6	2.23	4450	X	3,040	•	-
X-ring ZVM łańcuchy hiper wzmacnione										
520ZVM2	21.00	1.22	2.2	2.2	1.66	3860	X	4,000	•	-
525ZVM2	22.55	1.22	2.2	2.2	1.82	4070	X	4,000	•	-
50(530)ZVM2	25.30	10.32	2.4	2.4	2.20	4700	X	5,180	•	-
Enduro Racing X-ring										
520VT2 G&B	18.70 0,736	10.16	2.0	2.0	1.49 3.28	37.5	X	3,060	•	RJ
Exclusive Racing										
415ER	13.50	7.77	1.5	1.5	0.66	850	-	350	•	RJ
520ERS2	16.75	10.16	1.8	1.8	1.19	2660	-	360	•	RJ
520ERM2	16.80	10.16	1.8	1.8	1.35	3300	-	400	•	RJ
520ERT2	17.60	10.16	2.0	2.0	1.44	3840	-	420	•	RJ
520MX	18.60	10.16	2.2	2.2	1.57	4080	-	440	•	RJ
520ERV3	20.20	10.22	2.0	2.0	1.60	3740	X	3,450	•	-
525ERV	21.75	10.22	2.0	2.0	1.70	3750	X	3,220	•	-
50(530)ERV	24.90	10.22	2.4	2.4	1.98	4230	X	3,630	•	-
ATV Racing										
520ATV	21.00	10.22	2.2	2.2	1.67	3440	X	3,250	•	•

Typ uszczelnienia: O = O-ring X = X-ring,

Oznaczenia w numerach katalogowych JT

JTF (zębatka przednia), JTR (zębatka tylna)	1120	12
Symbol zębatki	Przykładowy numer	Liczba zębów

Rodzaje łańcuchów IRIS

TX - zwykły łańcuch bez uszczelnień
 GSX - wzmacniony łańcuch bez uszczelnień
 RX - super wzmacniony łańcuch bez uszczelnień
 HTP - wzmacniony łańcuch O-ring, kolor złoty
 XR - super wzmacniony łańcuch X-ring, kolor złoty
 FB - hiper wzmacniony łańcuch FB-ring, znacząco zmniejsza tarcie w porównaniu do innych typów uszczelnień, kolor złoty
 RXP - super wzmacniony łańcuch do pojazdów off-road pow. 250 ccm, kolor złoty
 PRO - wzmacniony łańcuch do pojazdów off-road, kolor złoty
 RXL - specjalny łańcuch do motocykli trialowych, kolor złoty

Oznaczenia w nr katalogowych łańcuchów IRIS

IRIS	520	HTP	108
Nazwa producenta	Przykładowa wielkość ognia	Symbol rodzaju łańcucha	Przykładowa liczba ogniw

Rodzaje łańcuchów DID

S, lub brak oznaczenia - zwykły łańcuch bez uszczelnień
 NZ - wzmacniony łańcuch bez uszczelnień
 MX - super wzmacniony łańcuch bez uszczelnień
 VX - wzmacniony łańcuch X-ring
 VM - super wzmacniony łańcuch X-ring
 ZVM - hiper wzmacniony łańcuch X-ring, znacząco zmniejsza tarcie w porównaniu do innych typów uszczelnień
 ERT2 - super wzmacniony łańcuch do pojazdów off-road pow. 250 ccm
 ATV - wzmacniony łańcuch do pojazdów ATV
 VT2 - specjalny łańcuch X-ring do motocykli cross i enduro
 G&B - oznaczenie złotego koloru łańcucha

Oznaczenia w nr katalogowych łańcuchów DID

DID	520	VX	108
Nazwa producenta	Przykładowa wielkość ognia	Symbol rodzaju łańcucha	Przykładowa liczba ogniw

Standard

Symbol łańcucha	Skok	Śr. rolki (mm)	Szerokość (mm)	Wt. na rozciąganie (Kg/F)	Wskaźnik odporności na zużycie
420	12.70	7.77	6.35	1900	100
428	12.70	8.5	7.94	2000	100
520	15.88	10.16	6.35	3200	100
525	15.88	10.16	7.94	3200	100
50(530)	15.88	10.16	9.53	3150	100

Skok: 415/420/428 = 12,70mm [1/2], 520/525/50(530)/532 = 15,88mm [5/8], 630/632 = 19,05mm [3/4]
Szerokość: 415 = 4,76mm; 420/520 = 6,35mm; 428 = 7,94mm; 525 = 7,93mm;
50(530)/630/632 = 9,53mm

Oznaczenia w nr katalogowych zębatek Supersprox

SX	1.402,	16
Oznaczenie producenta	Przykładowy numer	Liczba zębów

Oznaczenia w nr katalogowych zębatek Supersprox

SX	6143. (Stealth*) 239. (Aluminium) 231. (Stal)	5	49
Oznaczenie producenta	Typ materiału	Przykładowy numer	Liczba zębów

* materiał Stealth to połączenie stali i aluminium. Zębata składa się z koła aluminiowego połączonego nitami ze stalowym wieńcem zębatym. Dzięki temu zębata jest o 50% lżejsza od stalowej i trzykrotnie bardziej wytrzymała niż zębata aluminiowa.

Łańcuchy EK- parametry techniczne

SERIA ZZZ- ŁAŃCUCH X-RING															
Symbol łańcucha	Skok	Szerokość	Średnica sworznia		Średnica Rolki	Grubość płytek		Wytrzymałość na rozciąganie		Wskaźnik odporności na zużycie Std. = 100	Waga 100 ogniw		Pojemność max cm3	Ogniwo łączące w zestawie	Ogniwo łączące dodatkowe
	cal - mm	cal - mm	mm	mm	mm	Wew. mm	Zew. mm	funt	kN		funt	kg	Szosa / Offroad		
520ZZZ	5/8 - 15.875	1/4 - 6.35	5.38	21.20	10.30	2.20	2.40	9,4	41.8	1700	3.97	1.80	1000cc / X	MLJ	
525ZZZ	5/8 - 15.875	5/16 - 7.94	5.38	23.60	10.30	2.40	2.60	10,3	45.8	1700	4.52	2.05	1100cc / X	MLJ	
530ZZZ	5/8 - 15.875	3/8 - 9.53	5.38	25.40	11.10	2.40	2.60	11,1	48.9	1700	4.85	2.20	1400cc / X	MLJ	

ZVX- ŁAŃCUCH X-RING															
Symbol łańcucha	Skok	Szerokość	Średnica		Średnica	Grubość płytek		Wytrzymałość		Wskaźnik odporności	Waga		Pojemność	Ogniwo łączące	Ogniwo łączące
	cal - mm	cal - mm	sworznia	Rolki	mm	Wew.	Zew.	na rozciąganie	na zużycie		100 ogniw	max cm3	w zestawie	dodatkowe	
			mm	mm	mm	mm	mm	funt	kN	Std. = 100	funt	kg	Szosa / Offroad		
520ZVX	5/8 - 15.875	1/4 - 6.35	5.38	21.50	10.30	2.20	2.20	9	40.0	1500	3.99	1.81	1000 / X	MLJ	
525ZVX	5/8 - 15.875	5/16 - 7.94	5.38	23.80	10.30	2.40	2.40	9,8	43.6	1500	4.59	2.08	1100 / X	MLJ	
525ZVX2	5/8 - 15.875	5/16 - 7.94	5.38	23.80	10.30	2.40	2.60	10,3	45.8	1500	4.73	2.15	1100 / X	MLJ	
530ZVX2	5/8 - 15.875	3/8 - 9.53	5.38	25.80	10.30	2.40	2.60	10,56	46.9	1500	4.89	2.22	1400 / X	MLJ	
532ZVX	5/8 - 15.875	3/8 - 9.53	5.64	25.40	11.10	2.60	2.40	10,56	46.9	1500	5.06	2.31	1300 / X	MLJ	SLJ

MVXZ - ŁAŃCUCH X-RING															
Symbol łańcucha	Skok	Szerokość	Średnica sworznia		Średnica Rolki	Grubość płytek		Wytrzymałość na rozciąganie		Wskaźnik odporności na zużycie Std. = 100	Waga 100 ogniw		Pojemność max cm3	Ogniwo łączące w zestawie	Ogniwo łączące dodatkowe
	cal - mm	cal - mm	mm	mm	mm	Wew. mm	Zew. mm	funt	kN		funt	kg	Szosa / Offroad		
520MVXZ	5/8 - 15.875	1/4 - 6.35	5.38	21.50	10.20	2.20	2.20	9	40.0	1500	3.99	1.81	1000 / 750	SKJ	MLJ, SLJ
525MVXZ	5/8 - 15.875	5/16 - 7.94	5.38	23.00	10.20	2.20	2.20	9,3	41.3	1500	4.21	1.91	1000 / 750	MLJ	SLJ
530MVXZ	5/8 - 15.875	3/8 - 9.53	5.38	24.60	10.30	2.20	2.20	9,3	41.3	1500	4.46	2.02	1000 / 750	MLJ	SLJ

SRX - ŁAŃCUCH X-RING															
Symbol łańcucha	Skok	Szerokość	Średnica sworznia		Średnica Rolki	Grubość płytek		Wytrzymałość na rozciąganie		Wskaźnik odporności na zużycie Std. = 100	Waga 100 ogniw		Pojemność max cm3	Ogniwo łączące w zestawie	Ogniwo łączące dodatkowe
		cal - mm	cal - mm	mm	mm	mm	mm	Wew. mm	Zew. mm		funt	kN	funt		
520SRXL	5/8 - 15.875	1/4 - 6.35	5.24	20.10	10.16	2.00	2.00	8	35.6	1200	3.50	1.59	650/650	SKJ	MLJ, SLJ
520SRX	5/8 - 15.875	1/4 - 6.35	5.38	21.50	10.16	2.20	2.20	8,5	37.8	1200	3.70	1.68	750/750	SKJ	MLJ, SLJ
525SRX	5/8 - 15.875	5/16 - 7.94	5.38	23.00	10.20	2.20	2.20	8,8	39.1	1200	3.91	1.77	900/750	MLJ	SKJ, SLJ
530SRX	5/8 - 15.875	3/8 - 9.53	5.38	25.40	10.20	2.40	2.40	9,4	41.8	1200	4.80	2.17	1000/750	MLJ	SKJ, SLJ

SRO - ŁAŃCUCH O-RING																
Symbol łańcucha	Skok cal - mm	Szerokość	Średnica sworznia		Średnica Rolki	Grubość płytek		Wytrzymałość na rozciąganie		Wskaźnik odporności na zużycie Std. = 100	Waga 100 ogniw		Pojemność max cm3	Ogniwo łączące w zestawie	Ogniwo łączące dodatkowe	
		cal - mm	mm	mm	mm	Wew. mm	Zew. mm	funt	kN		funt	kg	Szosa / Offroad			
420SRO	1/2 - 12.700	1/4 - 6.35	3.96	17.30	7.77	1.50	1.50	4,3	19.1	800	1.71	0.78	100 / 100	SKJ	PL	
428SROZ	1/2 - 12.700	5/16 - 7.94	4.50	28.50	8.51	1.80	1.80	5,3	23.5	800	2.27	1.03	250 / 200	SKJ	PL	
520SRO5	5/8 - 15.875	1/4 - 6.35	5.24	20.50	10.16	2.00	2.00	8	35.6	800	3.50	1.59	650 / 650	SKJ	MLJ, SLJ	
520SROZ	5/8 - 15.875	1/4 - 6.35	5.38	21.50	10.16	2.20	2.20	8,4	37.3	800	3.70	1.68	750 / 650	SKJ	MLJ, SLJ	
520RXO/SM	5/8 - 15.875	1/4 - 6.35	5.24	18.90	10.16	2.00	2.00	8,63	38.4	800	3.40	1.54	600 / 500	SKJ	MLJ	
525SROZ	5/8 - 15.875	5/16 - 7.94	5.38	23.00	10.20	2.20	2.20	8,8	39.1	800	3.91	1.77	750 / 650	MLJ	SKJ, SLJ	
530SROZ	5/8 - 15.875	3/8 - 9.53	5.38	25.40	10.20	2.40	2.40	9,4	41.8	800	4.80	2.17	900 / 750	MLJ	SKJ, SLJ	
630SRO	3/4 - 19.050	3/8 - 9.53	5.95	25.15	11.91	2.40	2.40	10,12	45.0	800	5.90	2.68	1000 / X	MLJ	SKJ, SLJ	

Łańcuchy EK bez uszczelnień

SERIA STANDARD															
Symbol łańcucha	Skok	Szerokość	Średnica		Średnica	Grubość płytek		Wytrzymałość		Wskaźnik odporności	Waga		Pojemność	Ogniwo łączące	Ogniwo łączące
		cal - mm	mm	sworznia	Rolki	Wew.	Zew.	na rozciąganie	na zużycie		100 ogniw	max cm3	w zestawie	dodatkowe	
		cal - mm	mm	mm	mm	mm	mm	funt	kN	Std. = 100	funt	kg	Szosa / Offroad		
420	1/2 - 12.700	1/4 - 6.35	3.96	14.70	7.77	1.50	1.50	4,3	19.1	100	1.59	0.72	80 / 80	SPJ	PL
428	1/2 - 12.700	5/16 - 7.94	4.44	16.30	8.51	1.50	1.50	4,4	19.5	100	1.79	0.81	100 / 80	SPJ	PL
520	5/8 - 15.875	1/4 - 6.35	5.08	17.30	10.16	2.00	2.00	7,4	32.9	100	3.25	1.46	250 / 125	SPJ	PL
525	5/8 - 15.875	5/16 - 7.94	5.08	18.90	10.16	2.00	2.00	7,4	32.9	100	3.42	1.54	350 / X	SPJ	PL
530	5/8 - 15.875	3/8 - 9.53	5.08	20.50	10.16	2.00	2.00	7,4	32.9	100	3.67	1.67	350 / X	SPJ	PL
630	3/4 - 19.050	3/8 - 9.53	5.95	22.65	11.91	2.40	2.40	11	48.9	100	5.62	2.55	750 pre'80	SPJ	PL

SERIA HD (WZMOCNIONE)															
Symbol łańcucha	Skok	Szerokość	Średnica sworznia		Średnica Rolki	Grubość płytek		Wytrzymałość na rozciąganie		Wskaźnik odporności na zużycie Std. = 100	Waga 100 ogniw		Pojemność max cm3	Ogniwo łączące w zestawie	Ogniwo łączące dodatkowe
	cal - mm	cal - mm	mm	mm	mm	Wew. mm	Zew. mm	funt	kN		funt	kg	Szosa / Offroad		
420SR	1/2 - 12.700	1/4 - 6.35	3.96	16.30	7.77	1.50	1.50	4,52	20.1	120	1.65	0.75	80 / 80	SPJ	PL
428SR	1/2 - 12.700	5/16 - 7.94	4.50	17.40	8.51	1.50	1.50	4,9	21.8	120	1.98	0.90	125 / 80	SPJ	PL
520SR	5/8 - 15.875	1/4 - 6.35	5.08	18.50	10.16	2.00	2.00	8	35.6	200	3.23	1.47	350 / 250	SPJ	PL
525SR	5/8 - 15.875	5/16 - 7.94	5.08	20.20	10.16	2.00	2.00	8	35.6	200	3.41	1.55	400 / X	SPJ	PL
530SR	5/8 - 15.875	3/8 - 9.53	5.08	21.30	10.16	2.00	2.00	8	35.6	200	3.71	1.69	400 / X	SPJ	PL

Poj. [cm3]	Model	Kod	Kraj	Rok od	Rok do	Zębatka przód			Zębatka tył			Łańcuch			
						L.Z.	Nr katalogowy	Cena	L.Z.	Nr katalogowy	Cena	Szer.	Dł.	Nr katalogowy	Cena
ADLY															
300	300 THUNDERBIKE			2004	2005	13	JTF1352,13	32,15				520	86	DID520VX86	221,88
														EK520MVXZ86	265,99
														IRIS520HTP86	223,32
													JTC520X1R86	173,21	
AEON															
125	125 COBRA RS SPORT			2000	2003				32	JTR1910,32	78,31	520	70	DID520ATV70	212,80
														EK520SRX70	192,04
														IRIS520HTP70	181,77
													JTC520X1R70	140,99	
125	125 COBRA RSII			2000	2004				32	JTR1910,32	78,31	520	72	DID520ATV72	218,88
														EK520SRX72	197,53
														IRIS520HTP72	186,96
													JTC520X1R72	145,01	
180	180 COBRA RS SPORT			2000	2004				32	JTR1910,32	78,31	520	70	DID520ATV70	212,80
														EK520SRX70	192,04
														IRIS520HTP70	181,77
													JTC520X1R70	140,99	
180	180 COBRA RSII			2000	2004				32	JTR1910,32	78,31	520	72	DID520ATV72	218,88
														EK520SRX72	197,53
														IRIS520HTP72	186,96
													JTC520X1R72	145,01	
180	180 COBRA UTILITY			2000	2004				32	JTR1910,32	78,31	520	70	DID520ATV70	212,80
														EK520SRX70	192,04
														IRIS520HTP70	181,77
													JTC520X1R70	140,99	
180	180 OVERLAND			2000	2006				32	JTR1910,32	78,31	520	72	DID520ATV72	218,88
														EK520SRX72	197,53
														IRIS520HTP72	186,96
													JTC520X1R72	145,01	
190	190 OVERLAND			2007	2009				32	JTR1910,32	78,31	520	72	DID520ATV72	218,88
														EK520SRX72	197,53
														IRIS520HTP72	186,96
													JTC520X1R72	145,01	
220	220 COBRA			2005	2006				32	JTR1910,32	78,31	520	86	DID520ATV86	261,44
														EK520SRX86	235,94
														IRIS520HTP86	223,32
													JTC520X1R86	173,21	
APRILIA															
50	50 MX SM			2003	2006	11	JTF1120,11	28,14	51	JTR24,51	60,34	420	126	DID420D126	63,00
														EK420126	40,33
														IRIS420RX126	68,19
													JTC420HDXR126	52,15	
50	50 RS			1999	2005	12	JTF1120,12	27,17	47	JTR23,47	76,85	420	122	DID420D122	61,00
														EK420122	39,05
														IRIS420RX122	66,03
													JTC420HDXR122	50,49	
50	50 RS			2006	2009	11	JTF1128,11	22,46	53	JTR1133,53	72,85	420	132	DID420D132	66,00
														EK420132	42,25
														IRIS420RX132	71,44
													JTC420HDXR132	54,63	
50	50 RX			1998	2005	12	JTF1120,12	27,17	51	JTR24,51	60,34	420	126	DID420D126	63,00
														EK420126	40,33
														IRIS420RX126	68,19
													JTC420HDXR126	52,15	
50	50 RX			2006	2009	11	JTF1128,11	22,46	53	JTR1133,53	72,85	420	132	DID420D132	66,00
														EK420132	42,25
														IRIS420RX132	71,44
													JTC420HDXR132	54,63	
50	50 SX			2006	2008	11	JTF1128,11	22,46	53	JTR1133,53	72,85	420	132	DID420D132	66,00
														EK420132	42,25
														IRIS420RX132	71,44
													JTC420HDXR132	54,63	
50	50 TUONO			2003	2005	11	JTF1120,11	28,14	47	JTR23,47	76,85	420	124	DID420D124	62,00
														EK420124	39,69
														IRIS420RX124	67,11
													JTC420HDXR124	51,32	
75	75 W4			1992	1996	15	JTF708,15	34,53	49	JTR696,49	69,06	428	124	DID428D124	75,64
														EK428124	41,10
														IRIS428RX124	93,95
													JTC428HDXR124	63,98	
125	125 AFI EUROPA			1990	1993	16	JTF394,16	33,99	38	JTR19,38	110,57	520	106	DID520VX106	273,48
														EK520MVXZ106	327,85
														IRIS520HTP106	275,25
													JTC520X1R106	213,49	
125	125 AFI EXTREMA			1993	1994	15	JTF394,15	32,74	39	JTR701,39	81,67	520	108	DID520VX108	278,64
														EK520MVXZ108	334,03
														IRIS520HTP108	280,44
													JTC520X1R108	217,52	
125	125 AFI FUTURA			1990	1993	16	JTF394,16	33,99	38	JTR19,38	110,57	520	106	DID520VX106	273,48
														EK520MVXZ106	327,85
														IRIS520HTP106	275,25
													JTC520X1R106	213,49	
125	125 AFI REPLICA			1988	1992	16	JTF402,16	52,71	36	JTR19,36	109,48	520	104	DID520VX104	268,32
														EK520MVXZ104	321,66
														IRIS520HTP104	270,06
													JTC520X1R104	209,46	
125	125 AFI SINTESI			1988	1989	16	JTF394,16	33,99	37	JTR19,37	109,48	520	106	DID520VX106	273,48
														EK520MVXZ106	327,85
														IRIS520HTP106	275,25
													JTC520X1R106	213,49	
125	125 AFI SPORT			1993		16	JTF394,16	33,99	37	JTR19,37	109,48	520	106	DID520VX106	273,48
														EK520MVXZ106	327,85
														IRIS520HTP106	275,25
													JTC520X1R106	213,49	
125	125 AFI SPORT PRO			1992	1993	16	JTF394,16	33,99	38	JTR19,38	110,57	520	108	DID520VX108	278,64
														EK520MVXZ108	334,03
														IRIS520HTP108	280,44
													JTC520X1R108	217,52	
125	125 AFI SUPER SPORT			1988	1990	16	JTF394,16	33,99	37	JTR19,37	109,48	520	106	DID520VX106	273,48
														EK520MVXZ106	327,85

Poj. [cm3]	Model	Kod	Kraj	Rok od	Rok do	Zębatka przód			Zębatka tył			Łańcuch			
						JT			JT / Supersprox			DID / EK / IRIS / JT			
						L.Z.	Nr katalogowy	Cena	L.Z.	Nr katalogowy	Cena	Szer.	Dł.	Nr katalogowy	Cena
125	125 AFI SUPER SPORT			1988	1990									IRIS520HTP106	275,25
														JTC520X1R106	213,49
				1984		14	JTF393,14	tel.	39	JTR5,39	81,88	520	100	DID520VX100	258,00
125	125 ETX													EK520MVXZ100	309,29
														IRIS520HTP100	259,67
														JTC520X1R100	201,41
				1999	2001							520	100	DID520VX100	258,00
														EK520MVXZ100	309,29
125	125 ETX													IRIS520HTP100	259,67
														JTC520X1R100	201,41
				1985		15	JTF393,15	tel.	41	JTR5,41	87,89	520	102	DID520VX102	263,16
														EK520MVXZ102	315,47
														IRIS520HTP102	264,86
														JTC520X1R102	205,44
				1986	1987	15	JTF402,15	52,71	41	JTR5,41	87,89	520	102	DID520VX102	263,16
125	125 ETX TUAREG													EK520MVXZ102	315,47
														IRIS520HTP102	264,86
														JTC520X1R102	205,44
				1985		15	JTF393,15	tel.				520	116	DID520VX116	299,28
125	125 MX													EK520MVXZ116	358,78
														IRIS520HTP116	301,22
														JTC520X1R116	233,63
				2004	2007	16	JTF394,16	33,99	45	JTR22,45	17,04	520	112	DID520VX112	288,96
														EK520MVXZ112	346,40
														IRIS520HTP112	290,83
														JTC520X1R112	225,58
125	125 MX		Finlandia	2004		16	JTF394,16	33,99	45	JTR5,45	96,17	520		DID520VX104	268,32
				1989	1999	14	JTF394,14	31,39	40	JTR21,40	86,75	520	104	EK520MVXZ104	321,66
125	125 PEGASO													IRIS520HTP104	270,06
														JTC520X1R104	209,46
				1996	1999	14	JTF394,14	31,39				520	110	DID520VX110	283,80
125	125 RED ROSE													EK520MVXZ110	340,22
														IRIS520HTP110	285,64
														JTC520X1R110	221,55
				1991	1995	14	JTF394,14	31,39	41	JTR20,41	104,24	520	110	DID520VX110	283,80
125	125 RED ROSE CUSTOM													EK520MVXZ110	340,22
														IRIS520HTP110	285,64
														JTC520X1R110	221,55
				1988	1990	14	JTF394,14	31,39	41	JTR20,41	104,24	520	110	DID520VX110	283,80
125	125 RED ROSE CUSTOM AE													EK520MVXZ110	340,22
														IRIS520HTP110	285,64
														JTC520X1R110	221,55
				2006	2009	17	JTF394,17	36,42	40	JTR703,40	80,75	520	110	DID520VX110	283,80
125	125 RS									SX6143.703,40	230,06			EK520MVXZ110	340,22
										SX239.703,40	125,38			IRIS520HTP110	285,64
										SX231.703,40	98,11			JTC520X1R110	221,55
		Niemcy	1997	2003	13	JTF394,13	31,39	40	JTR701,40	83,18	520	106	DID520VX106	273,48	
125	125 RS (80 KM/H)													EK520MVXZ106	327,85
														IRIS520HTP106	275,25
														JTC520X1R106	213,49
		Niemcy	1993	1996	13	JTF394,13	31,39	39	JTR701,39	81,67	520	104	DID520VX104	268,32	
125	125 RS (80 KM/H)													EK520MVXZ104	321,66
														IRIS520HTP104	270,06
														JTC520X1R104	209,46
125	125 RS EXTREMA			1993	2003	17	JTF394,17	36,42	41	JTR701,41	86,70	520			
				2004	2005	17	JTF394,17	36,42	40	JTR701,40	83,18	520	106	DID520VX106	273,48
125	125 RS EXTREMA													EK520MVXZ106	327,85
														IRIS520HTP106	275,25
														JTC520X1R106	213,49
				1993	2003	14	JTF394,14	31,39	39	JTR701,39	81,67	520	108	DID520VX108	278,64
125	125 RS REPLICA													EK520MVXZ108	334,03
														IRIS520HTP108	280,44
														JTC520X1R108	217,52
		Francja	1993	1997	17	JTF394,17	36,42	49	JTR22,49	113,27	520	114	DID520VX114	294,12	
125	125 RX													EK520MVXZ114	352,59
														IRIS520HTP114	296,03
														JTC520X1R114	229,60
				2000		14	JTF394,14	31,39	49	JTR22,49	113,27	520	114	DID520VX114	294,12
125	125 RX													EK520MVXZ114	352,59
														IRIS520HTP114	296,03
														JTC520X1R114	229,60
125	125 RX			2008		15	JTF394,15	32,74				520			
				1990	1993	14	JTF394,14	31,39	49	JTR22,49	113,27	520	108	DID520VX108	278,64
125	125 RX/R													EK520MVXZ108	334,03
														IRIS520HTP108	280,44
														JTC520X1R108	217,52
				1983		13	JTF800,13	tel.	41	JTR13,41	84,32	520	110	DID520VX110	283,80
125	125 ST													EK520MVXZ110	340,22
														IRIS520HTP110	285,64
														JTC520X1R110	221,55
				1984		13	JTF800,13	tel.	39	JTR13,39	76,42	520	110	DID520VX110	283,80
125	125 STX													EK520MVXZ110	340,22
														IRIS520HTP110	285,64
														JTC520X1R110	221,55
125	125 SX			2008		15	JTF394,15	32,74				520			
				1986	1987	15	JTF402,15	52,71	41	JTR16,41	88,05	520	102	DID520VX102	263,16
125	125 TUAREG													EK520MVXZ102	315,47
														IRIS520HTP102	264,86
														JTC520X1R102	205,44
				1987		15	JTF402,15	52,71	45	JTR18,45	96,39	520	110	DID520VX110	283,80
125	125 TUAREG (HAMULEC TARCZOWY)													EK520MVXZ110	340,22
														IRIS520HTP110	285,64
														JTC520X1R110	221,55
				1985	1987	14	JTF402,14	45,24	42	JTR17,42	tel.	520	102	DID520VX102	263,16
125	125 TUAREG RALLY													EK520MVXZ102	315,47
														IRIS520HTP102	264,86
														JTC520X1R102	205,44
				1989		14	JTF394,14	31,39	49	JTR22,49	113,27	520	110	DID520VX110	283,80
125	125 TUAREG RALLY													EK520MVXZ110	340,22
														IRIS520HTP110	285,64
														JTC520X1R110	221,55
				19											

Poj. [cm3]	Model	Kod	Kraj	Rok od	Rok do	Zębatka przód			Zębatka tył			Łańcuch				
						JT			JT / Supersprox			DID / EK / IRIS / JT				
						L.Z.	Nr katalogowy	Cena	L.Z.	Nr katalogowy	Cena	Szer.	Dł.	Nr katalogowy	Cena	
APRILIA																
125	125 TUAREG RALLY			1990	1993										IRIS520HTP108	280,44
															JTC520X1R108	217,52
				1988		14	JTF394,14	31,39	40	JTR16,40	76,90	520	104		DID520VX104	268,32
125	125 TUAREG WIND														EK520MVXZ104	321,66
															IRIS520HTP104	270,06
															JTC520X1R104	209,46
				1990	1992	14	JTF394,14	31,39	40	JTR21,40	86,75	520	104		DID520VX104	268,32
125	125 TUAREG WIND														EK520MVXZ104	321,66
															IRIS520HTP104	270,06
															JTC520X1R104	209,46
				1989	1990	14	JTF394,14	31,39	40	JTR701,40	83,18	520	104		DID520VX104	268,32
125	125 TUAREG WIND AE														EK520MVXZ104	321,66
															IRIS520HTP104	270,06
															JTC520X1R104	209,46
				2003	2007	14	JTF394,14	31,39	40	JTR701,40	83,18	520	104		DID520VX104	268,32
125	125 TUONO														EK520MVXZ104	321,66
															IRIS520HTP104	270,06
															JTC520X1R104	209,46
				1989	1996	11	JTF394,11	31,39				520	98		DID520DZ98	160,72
240	CLIMBER 240/280/300														EK520MRD698	189,14
															IRIS520RXP98	177,52
															JTC520HDR98	93,28
				1988		13	JTF402,13	45,24				520	98		DID520DZ98	160,72
240	TXR240M														EK520MRD698	189,14
															IRIS520RXP98	177,52
															JTC520HDR98	93,28
				1985		15	JTF393,15	tel.				520	116		DID520VX116	299,28
250	250 MX														EK520MVXZ116	358,78
															IRIS520HTP116	301,22
															JTC520X1R116	233,63
				1995	2004	14	JTF436,14	27,71	42	JTR28,42	79,88	520	110		DID520VX110	283,80
250	250 RS														EK520MVXZ110	340,22
															IRIS520HTP110	285,64
															JTC520X1R110	221,55
				1985	1989	16	JTF402,16	52,71	42	JTR17,42	tel.	520	110		DID520VX110	283,80
250	250 TUAREG RALLY														EK520MVXZ110	340,22
															IRIS520HTP110	285,64
															JTC520X1R110	221,55
				1985	1986	13	JTF393,13	tel.				520	98		DID520DZ98	160,72
300	TX300 ROTAX (MAŁY KLIN)														EK520MRD698	189,14
															IRIS520RXP98	177,52
															JTC520HDR98	93,28
				1986	1987	13	JTF402,13	45,24				520	94		DID520DZ94	154,16
311	TX311														EK520MRD694	181,42
															IRIS520RXP94	170,28
															JTC520HDR94	89,47
				1988	1990	13	JTF402,13	45,24				520	98		DID520DZ98	160,72
311	TXR312M														EK520MRD698	189,14
															IRIS520RXP98	177,52
															JTC520HDR98	93,28
				1985	1987	15	JTF402,15	52,71				520	104		DID520VX104	268,32
350	350 ETX TUAREG														EK520MVXZ104	321,66
															IRIS520HTP104	270,06
															JTC520X1R104	209,46
				1988	1990	16	JTF1125,16	55,74	45	JTR5,45	96,17	520	104		DID520VX104	268,32
350	350 ETX TUAREG WIND														EK520MVXZ104	321,66
															IRIS520HTP104	270,06
															JTC520X1R104	209,46
				2006	2008	15	JTF707,15	tel.	48	JTR706,48	84,81	520	112		DID520VX112	288,96
450	450 RXV									SX6143.244,48	230,06				EK520MVXZ112	346,40
										SX239.244,48	125,38				IRIS520HTP112	290,83
										SX231.244,48	98,11				JTC520X1R112	225,58
450	450 RXV			2009	2010	15	JTF707,15	tel.								
				2006	2009	15	JTF707,15	tel.	46	JTR706,46	84,81	520	112		DID520VX112	288,96
450	450 SXV									SX6143.244,46	230,06				EK520MVXZ112	346,40
										SX239.244,46	125,38				IRIS520HTP112	290,83
										SX231.244,46	98,11				JTC520X1R112	225,58
				2010		15	JTF707,15	tel.	46	JTR706,46	84,81	520				
450	450 SXV									SX6143.244,46	230,06					
										SX239.244,46	125,38					
										SX231.244,46	98,11					
				2006	2008	15	JTF707,15	tel.	48	JTR706,48	84,81	520	112		DID520ZVMX112	448,00
550	550 RXV									SX6143.244,48	230,06				EK520ZVX112	473,47
										SX239.244,48	125,38				IRIS520FB112	383,70
										SX231.244,48	98,11				JTC520X1R112	225,58
550	550 RXV			2009	2010	15	JTF707,15	tel.								
				2006	2008	15	JTF707,15	tel.	46	JTR706,46	84,81	520	112		DID520ZVMX112	448,00
550	550 SXV									SX6143.244,46	230,06				EK520ZVX112	473,47
										SX239.244,46	125,38				IRIS520FB112	383,70
										SX231.244,46	98,11				JTC520X1R112	225,58
				2009	2010	16	JTF707,16	tel.	46	JTR706,46	84,81	520				
600	600 ETX TUAREG			1985	1987	15	JTF1125,15	55,74		SX6143.244,46	230,06	520	104		DID520ZVMX104	416,00
										SX239.244,46	125,38				EK520ZVX104	439,65
										SX231.244,46	98,11				IRIS520FB104	356,29
															JTC520X1R104	209,46
600	600 PEGASO			1990		17	JTF1125,17	55,74	43	JTR5,43	90,92	520	108		DID520ZVMX108	432,00
															EK520ZVX108	456,56
															IRIS520FB108	369,99
															JTC520X1R108	217,52
600	600 PEGASO			1992	1993	17	JTF1125,17	55,74	43	JTR5,43	90,92	520	106		DID520ZVMX106	424,00
															EK520ZVX106	448,10
															IRIS520FB106	363,14
															JTC520X1R106	213,49
600	600 TUAREG SPX PARIS DAKAR			1988	1990	17	JTF1125,17	55,74	43	JTR5,43	90,92	520	108		DID520ZVMX108	432,00
															EK520ZVX108	456,56
															IRIS520FB108	369,99
															JTC520X1R108	

Poj. [cm3]	Model	Kod	Kraj	Rok od	Rok do	Zębatka przód			Zębatka tył			Łańcuch			
						JT			JT / Supersprox			DID / EK / IRIS / JT			
						L.Z.	Nr katalogowy	Cena	L.Z.	Nr katalogowy	Cena	Szer.	Dł.	Nr katalogowy	Cena
650	650 PEGASO			1992	1997									EKS20ZVX110	465,01
														IRIS520FB110	376,84
														JTC520X1R110	221,55
650	650 PEGASO			1998	1999	16	JTF402,16	52,71	47	JTR5,47	98,88	520	110	DID520ZVMX110	440,00
														EKS20ZVX110	465,01
														IRIS520FB110	376,84
														JTC520X1R110	221,55
650	650 PEGASO CUBE			2000		16	JTF402,16	52,71	47	JTR5,47	98,88	520	110	DID520ZVMX110	440,00
														EKS20ZVX110	465,01
														IRIS520FB110	376,84
														JTC520X1R110	221,55
650	650 PEGASO FACTORY			2007	2009	15	JTF308,15	52,71	44	JTR5,44	94,49	520	110	DID520ZVMX110	440,00
														EKS20ZVX110	465,01
														IRIS520FB110	376,84
														JTC520X1R110	221,55
650	650 PEGASO I.E.			2001	2004	16	JTF402,16	52,71	47	JTR5,47	98,88	520	110	DID520ZVMX110	440,00
														EKS20ZVX110	465,01
														IRIS520FB110	376,84
														JTC520X1R110	221,55
650	650 PEGASO STRADA			2005	2009	15	JTF308,15	52,71	44	JTR703,44	84,81	520	110	DID520ZVMX110	440,00
										SX6143.703,44	230,06			EKS20ZVX110	465,01
										SX239.703,44	125,38			IRIS520FB110	376,84
										SX231.703,44	98,11			JTC520X1R110	221,55
650	650 PEGASO TRAIL			2007	2009	15	JTF308,15	52,71	44	JTR703,44	84,81	520	110	DID520ZVMX110	440,00
										SX6143.703,44	230,06			EKS20ZVX110	465,01
										SX239.703,44	125,38			IRIS520FB110	376,84
										SX231.703,44	98,11			JTC520X1R110	221,55
650	650 PEGASO TUCSANY TIBET			2004		16	JTF402,16	52,71	46	JTR5,46	16,55	520			
650	650 STARK		Francja	1995	1998	16	JTF1126,16	61,53	49	JTR5,49	110,57	520	120	DID520ZVMX120	480,00
														EKS20ZVX120	507,29
														IRIS520FB120	411,10
														JTC520X1R120	241,69
650	MOTO 6.5			1995	1999	16	JTF1126,16	61,53	49	JTR5,49	110,57	520	108	DID520ZVMX108	432,00
														EKS20ZVX108	456,56
														IRIS520FB108	369,99
														JTC520X1R108	217,52
750	750 DORSODURO			2007	2010				46	JTR702,46	110,84	525	112	DID525ZVMX112	498,40
										SX6143.702,46	250,97			EKS25ZVX2112	575,18
										SX239.702,46	133,37			IRIS525FB112	392,96
										SX231.702,46	119,36			JTC525X1R112	259,57
750	750 SL SHIVER			2007	2010				44	JTR702,44	110,84	525	108	DID525ZVMX108	480,60
										SX6143.702,44	250,97			EKS25ZVX2108	554,64
										SX239.702,44	133,37			IRIS525FB108	378,93
										SX231.702,44	119,36			JTC525X1R108	250,30
750	750 SL SHIVER GT			2007	2009				44	JTR702,44	110,84	525	108	DID525ZVMX108	480,60
										SX6143.702,44	250,97			EKS25ZVX2108	554,64
										SX239.702,44	133,37			IRIS525FB108	378,93
										SX231.702,44	119,36			JTC525X1R108	250,30
850	850 MANA			2008	2010				40	JTR702,40	102,61	525	110	DID525ZVMX110	489,50
										SX6143.702,40	250,97			EKS25ZVX2110	564,91
										SX239.702,40	133,37			IRIS525FB110	385,94
										SX231.702,40	119,36			JTC525X1R110	254,93
850	850 MANA GT			2008	2010				40	JTR702,40	102,61	525	110	DID525ZVMX110	489,50
										SX6143.702,40	250,97			EKS25ZVX2110	564,91
										SX239.702,40	133,37			IRIS525FB110	385,94
										SX231.702,40	119,36			JTC525X1R110	254,93
1000	1000 ETV CAPO NORD			2001	2008	17	JTF704,17	78,96				525	112	DID525ZVMX112	498,40
														EKS25ZVX2112	575,18
														IRIS525FB112	392,96
														JTC525X1R112	259,57
1000	1000 RST FUTURA			2001	2004	16	JTF704,16	78,96				525	108	DID525ZVMX108	480,60
														EKS25ZVX2108	554,64
														IRIS525FB108	378,93
														JTC525X1R108	250,30
1000	1000 RSV MILLE R,SL,SP			1998	2003	17	JTF704,17	78,96	42	JTR702,42	110,84	525	108	DID525ZVMX108	480,60
										SX6143.702,42	250,97			EKS25ZVX2108	554,64
										SX239.702,42	133,37			IRIS525FB108	378,93
										SX231.702,42	119,36			JTC525X1R108	250,30
1000	1000 RSV R			2004	2009	16	JTF704,16	78,96	40	JTR702,40	102,61	525	106	DID525ZVMX106	471,70
										SX6143.702,40	250,97			EKS25ZVX2106	544,37
										SX239.702,40	133,37			IRIS525FB106	371,91
										SX231.702,40	119,36			JTC525X1R106	245,66
1000	1000 RSV TUONO			2003	2005	17	JTF704,17	78,96	42	JTR702,42	110,84	525	108	DID525ZVMX108	480,60
										SX6143.702,42	250,97			EKS25ZVX2108	554,64
										SX239.702,42	133,37			IRIS525FB108	378,93
										SX231.702,42	119,36			JTC525X1R108	250,30
1000	1000 RSV4 FACTORY			2009	2010	16	JTF704,16	78,96				525			
1000	1000 SL FALCO			2000	2006	16	JTF704,16	78,96	41	JTR702,41	110,84	525	108	DID525ZVMX108	480,60
										SX6143.702,41	250,97			EKS25ZVX2108	554,64
										SX239.702,41	133,37			IRIS525FB108	378,93
										SX231.702,41	119,36			JTC525X1R108	250,30
1000	1000 TUONO R RACING			2006	2010	16	JTF704,16	78,96	40	JTR702,40	102,61	525	106	DID525ZVMX106	471,70
										SX6143.702,40	250,97			EKS25ZVX2106	544,37
										SX239.702,40	133,37			IRIS525FB106	371,91
										SX231.702,40	119,36			JTC525X1R106	245,66
1000	ROTAX (DUŻY KLIN)			1987	1988	13	JTF402,13	45,24				520			
BETAMOTOR															
50	50 RR ENDURO			2002	2005	12	JTF1120,12	27,17				420	126	DID420D126	63,00
														EK420126	40,33
														IRIS420RX126	68,19
														JTC420HDR126	52,15
50	50 RR RACING			2005	2009	11	JTF1120,11	28,14				420	126	DID420D126	63,00
														EK420126	40,33
														IRIS420RX126	68,19
														JTC420HDR126	52,15
50	50 RR SUPERMOTARD			2002	2005	13	JTF1120,13	31,93				420	126	DID420D126	63,00
														EK420126	40,33
														IRIS420RX126	68,19
														JTC420HDR126	52,15
50	50 RR SUPERMOTARD RACING			2005	2009	11	JTF1120,11	28,14				420	126	DID420D126	63,00
														EK420126	40,33
														IRIS420RX126	68,19
														JTC420HDR126	52,15

Poj. [cm3]	Model	Kod	Kraj	Rok od	Rok do	Zębatka przód			Zębatka tył			Łańcuch			
						JT			JT / Supersprox			DID / EK / IRIS / JT			
						L.Z.	Nr katalogowy	Cena	L.Z.	Nr katalogowy	Cena	Szer.	Di.	Nr katalogowy	Cena
BETAMOTOR															
125	125 RR			2006	2009	14	JTF1263,14	14,07				428	130	DID428VX130	289,90
														EK428SROZ130	265,67
														IRIS428HTP130	244,25
125	125 SM M4			2006	2009	14	JTF1263,14	14,07				428	128	JTC428HDP130	67,07
														DID428VX128	285,44
														EK428SROZ128	261,58
250	250 RR			2005	2007	14	JTF1901SC,14	46,27	52	JTR822,52	111,92	520	114	IRIS428HTP128	240,49
														JTC428HDP128	66,04
														DID520VX114	294,12
350	350 JONATHAN			2001	2002	15	JTF432SC,15	54,74	41	JTR5,41	87,89	520	120	EK520MVXZ114	352,59
														IRIS520HTP114	296,03
														JTC520X1R114	229,60
350	350 JONATHAN			2003	2004	15	JTF432SC,15	54,74	43	JTR5,43	90,92	520	122	DID520VX120	309,60
														EK520MVXZ120	371,15
														IRIS520HTP120	311,61
400	400 RR			2005	2009	14	JTF1901SC,14	46,27	50	JTR822,50	108,08	520	114	JTC520X1R120	241,69
														DID520VX112	314,76
														EK520MVXZ122	377,33
400	400 RR			2010					50	JTR822,50	108,08	520	114	IRIS520HTP122	316,80
														JTC520X1R122	245,72
														DID520VX114	294,12
450	450 RR			2005	2009	14	JTF1901SC,14	46,27	50	JTR822,50	108,08	520	114	EK520MVXZ114	352,59
														IRIS520HTP114	296,03
														JTC520X1R114	229,60
450	450 RR			2010					48	JTR822,48	108,24	520	112	DID520VX112	288,96
														EK520MVXZ112	346,40
														IRIS520HTP112	290,83
520	520 RR			2010					48	JTR822,48	108,24	520	112	JTC520X1R112	225,58
														DID520VX112	288,96
														EK520MVXZ112	346,40
525	525 RR			2005	2009	14	JTF1901SC,14	46,27	50	JTR822,50	108,08	520	114	IRIS520HTP112	290,83
														JTC520X1R112	225,58
														DID520VX114	294,12
BMW															
450	G450 X	K16		2008	2009	15	JTF403,15	52,71	48	JTR8,48	tel.	520	114	EK520ZVMX114	456,00
														IRIS520VX114	481,92
														JTC520FB114	390,55
450	G450 X	K16		2010		15	JTF403,15	52,71	48	JTR8,48	tel.	520		JTC520X1R114	229,60
450	G450 X STREET LEGAL	K16		2009		15	JTF403,15	52,71	51	JTR8,51	tel.	520			
650	650 XCHALLENGE	K15		2007	2008	16	JTF402,16	52,71	47	JTR9,47	tel.	520	112	DID520ZVMX112	448,00
														EK520ZVX112	473,47
														IRIS520FB112	383,70
650	650 XCOUNTRY	K15		2007	2008	16	JTF402,16	52,71	47	JTR9,47	tel.	520	112	JTC520X1R112	225,58
														DID520ZVMX112	448,00
														EK520ZVX112	473,47
650	650 XMOTO			2007	2008	16	JTF402,16	52,71	47	JTR703,47	84,81	520	112	IRIS520FB112	383,70
														JTC520X1R112	225,58
														DID520ZVMX110	440,00
650	F650			1994	1995	16	JTF402,16	52,71	47	JTR5,47	98,88	520	110	EK520ZVX110	465,01
														IRIS520FB110	376,84
														JTC520X1R110	221,55
650	F650 DAKAR			1999	2000	16	JTF402,16	52,71	47	JTR5,47	98,88	520	112	DID520ZVMX112	448,00
														EK520ZVX112	473,47
														IRIS520FB112	383,70
650	F650 FUNDURO			1996	2000	16	JTF402,16	52,71	47	JTR5,47	98,88	520	110	JTC520X1R112	225,58
														DID520ZVMX110	440,00
														EK520ZVX110	465,01
650	F650 GS	K72		2008		17	JTF704,17	78,96	41	JTR6,41	20,51	525	116	IRIS520FB110	376,84
														JTC520X1R110	221,55
														DID525ZVMX116	516,20
650	F650 GS	K72		2009	2010	17	JTF704,17	78,96	41	JTR3,41	tel.	525	116	EK525ZVX2116	595,72
														IRIS525FB116	406,99
														JTC525X1R116	268,84
650	F650 GS			1999	2007	16	JTF402,16	52,71	47	JTR5,47	98,88	520	112	DID520ZVMX112	448,00
														EK520ZVX112	473,47
														IRIS520FB112	383,70
650	F650 GS DAKAR			2001	2005	16	JTF402,16	52,71	47	JTR5,47	98,88	520	112	JTC520X1R112	225,58
														DID520ZVMX112	448,00
														EK520ZVX112	473,47
650	F650 ST STRADA			1998	2000	16	JTF402,16	52,71	47	JTR5,47	98,88	520	110	IRIS520FB112	383,70
														JTC520X1R112	225,58
														DID520ZVMX110	440,00
800	F800 GS	K72		2008		16	JTF704,16	78,96	42	JTR6,42	20,51	525	116	EK520ZVX110	465,01
														IRIS520FB110	376,84
														JTC520X1R110	221,55
800	F800 GS	K72		2009	2010	16	JTF704,16	78,96	42	JTR3,42	tel.	525	116	DID525ZVMX116	516,20
														EK525ZVX2116	595,72
														IRIS525FB116	406,99

Poj. [cm3]	Model	Kod	Kraj	Rok od	Rok do	Zębatka przód			Zębatka tył			Łańcuch			
						JT			JT / Supersprox			DID / EK / IRIS / JT			
						L.Z.	Nr katalogowy	Cena	L.Z.	Nr katalogowy	Cena	Szer.	Dł.	Nr katalogowy	Cena
800	F800 GS	K72		2009	2010									IRIS525FB116	406,99
														JTC525X1R116	268,84
800	F800 R	K73		2009	20		JTF405,20	tel.	47	JTR6,47	111,71	525	120	DID525ZVMX120	534,00
														EK525ZVX2120	616,27
														IRIS525FB120	421,03
														JTC525X1R120	278,11
800	F800 R	K73		2010	20		JTF405,20	tel.	47	JTR6,47	111,71	525	120	DID525ZVMX120	534,00
														EK525ZVX2120	616,27
														IRIS525FB120	421,03
														JTC525X1R120	278,11
1000	S1000 RR	K46		2009	2010	17	JTF404,17	tel.	44	JTR7,44		tel.	525		
1000	S1000 RR SPORT			2010	17		JTF407,17	tel.	44	JTR7,44		tel.	525		
BOMBARDIER															
200	200 RALLY			2004	2006	13	JTF402,13	45,24				520	78	DID520ATV78	237,12
														EK520SRX78	213,99
														IRIS520HTP78	202,54
														JTC520X1R78	157,10
450	450 DS			2008		14	JTF394,14	31,39				520	102	DID520VX102	263,16
														EK520MVXZ102	315,47
														IRIS520HTP102	264,86
														JTC520X1R102	205,44
650	DS650			2000	2003	16	JTF3411,16	49,25	40	JTR1420,40	90,06	50			
650	DS650			2004	2005	16	JTF3411,16	49,25	40	JTR1421,40	90,06	50			
650	DS650 BAJA			2002	2003	16	JTF3411,16	49,25	40	JTR1420,40	90,06	50			
650	DS650 BAJA			2004		16	JTF3411,16	49,25	40	JTR1421,40	90,06	50			
650	DS650 DS			2004		16	JTF3411,16	49,25	40	JTR1421,40	90,06	50			
650	DS650 X			2004	2007	16	JTF3411,16	49,25	40	JTR1421,40	90,06	50			
BULTACO															
50	50 ASTRO SM					13	JTF1127,13	22,46	53	JTR1132,53	72,85	420	132	DID420D132	66,00
														EK420132	42,25
														IRIS420RX132	71,44
														JTC420HDR132	54,63
50	50 LOBITO					12	JTF1127,12	22,46	53	JTR1132,53	72,85	420	130	DID420D130	65,00
														EK420130	41,61
														IRIS420RX130	70,36
														JTC420HDR130	53,80
CAGIVA															
50	50 COCIS 2A SERIE			1990	1991	14	JTF708,14	34,53	50	JTR696,50	64,02	428	124	DID428D124	75,64
														EK428124	41,10
														IRIS428RX124	93,95
														JTC428HDR124	63,98
50	50 K3			1991	1992	15	JTF708,15	34,53	50	JTR696,50	64,02	428			
50	50 MITO			1999		13	JTF708,13	30,36	49	JTR696,49	69,06	428			
				1992	1996	13	JTF708,13	30,36	49	JTR696,49	69,06	428	128	DID428D128	78,08
														EK428128	42,43
50	50 PRIMA SUPER SPORTS													IRIS428RX128	96,98
														JTC428HDR128	66,04
50	50 PRIMA SUPER SPORTS		Irlandia	1992	1995	15	JTF708,15	34,53	43	JTR696,43	84,70	428			
				1992	1996	13	JTF708,13	30,36	49	JTR696,49	69,06	428	128	DID428D128	78,08
														EK428128	42,43
														IRIS428RX128	96,98
														JTC428HDR128	66,04
50	50 W4 TRAIL			1992	1994	15	JTF708,15	34,53	50	JTR696,50	64,02	428	130	DID428D130	79,30
														EK428130	43,09
														IRIS428RX130	98,50
														JTC428HDR130	67,07
75	75 COCIS			1991		14	JTF708,14	34,53	50	JTR696,50	64,02	428	126	DID428D126	76,86
														EK428126	41,76
														IRIS428RX126	95,47
														JTC428HDR126	65,01
80	80 PRIMA SUPER SPORTS			1992	1996	13	JTF708,13	30,36	49	JTR696,49	69,06	428	128	DID428D128	78,08
														EK428128	42,43
														IRIS428RX128	96,98
														JTC428HDR128	66,04
80	80 SUPER CITY			1992	1996	13	JTF708,13	30,36	49	JTR696,49	69,06	428	128	DID428D128	78,08
														EK428128	42,43
														IRIS428RX128	96,98
														JTC428HDR128	66,04
80	80 W4 TRAIL			1992	1996	15	JTF708,15	34,53	50	JTR696,50	64,02	428	130	DID428D130	79,30
														EK428130	43,09
														IRIS428RX130	98,50
														JTC428HDR130	67,07
125	125 ALETTA ORO			1985	1987	12	JTF711,12	54,07	41	JTR13,41	84,32	520	104	DID520VX104	268,32
														EK520MVXZ104	321,66
														IRIS520HTP104	270,06
														JTC520X1R104	209,46
125	125 BLUES CUSTOM			1987	1995	14	JTF711,14	54,07	39	JTR13,39	76,42	520	112	DID520VX112	288,96
														EK520MVXZ112	346,40
														IRIS520HTP112	290,83
														JTC520X1R112	225,58
125	125 CRUISER			1987	1989	13	JTF711,13	54,07	39	JTR698,39	94,93	520	106	DID520VX106	273,48
														EK520MVXZ106	327,85
														IRIS520HTP106	275,25
														JTC520X1R106	213,49
125	125 ELEFANT 1/2/3			1984	1988	16	JTF710,16	tel.	45	JTR1163,45	62,13	428	122	DID428VX122	272,06
														EK428SROZ122	249,32
														IRIS428HTP122	229,22
														JTC428HDR122	62,94
125	125 ENDURO			1981	1982	12	JTF422,12	26,36				520	116	DID520VX116	299,28
														EK520SRX116	318,24
														IRIS520HTP116	301,22
														JTC520X1R116	233,63
125	125 FRECCIA C10			1988	1989	14	JTF711,14	54,07	39	JTR13,39	76,42	520	112	DID520VX112	288,96
														EK520MVXZ112	346,40
														IRIS520HTP112	290,83
														JTC520X1R112	225,58
125	125 FRECCIA C12/R/T			1989	1992	14	JTF711,14	54,07	41	JTR13,41	84,32	520	114	DID520VX114	294,12
														EK520MVXZ114	352,59
														IRIS520HTP114	296,03
														JTC520X1R114	229,60
125	125 FRECCIA C9			1987		14	JTF711,14	54,07	38	JTR13,38	76,42	520	112	DID520VX112	288,96

Poj. [cm3]	Model	Kod	Kraj	Rok od	Rok do	Zębatka przód			Zębatka tył			Łańcuch			
						L.Z.	Nr katalogowy	Cena	L.Z.	Nr katalogowy	Cena	Szer.	Dł.	Nr katalogowy	Cena
CAGIVA															
125	125 FRECCIA C9			1987										EK520MVXZ112	346,40
														IRIS520HTP112	290,83
														JTC520X1R112	225,58
125	125 K7			1990	1992	14	JTF711,14	54,07	41	JTR698,41	96,98	520	114	DID520VX114	294,12
														EK520MVXZ114	352,59
														IRIS520HTP114	296,03
														JTC520X1R114	229,60
125	125 MITO EURO 2			2004	2008	14	JTF711,14	54,07	43	JTR701,43	89,57	520	116	DID520VX116	299,28
														EK520MVXZ116	358,78
														IRIS520HTP116	301,22
														JTC520X1R116	233,63
125	125 MITO EV			1992	1999	14	JTF711,14	54,07	41	JTR701,41	86,70	520	114	DID520VX114	294,12
														EK520MVXZ114	352,59
														IRIS520HTP114	296,03
														JTC520X1R114	229,60
125	125 MITO EVOLUTION			2000	2004	14	JTF711,14	54,07	38	JTR701,38	13,58	520	114	DID520VX114	294,12
														EK520MVXZ114	352,59
														IRIS520HTP114	296,03
														JTC520X1R114	229,60
125	125 MITO SP525			2008	2010	14	JTF711,14	54,07	43	JTR701,43	89,57	520	116	DID520VX116	299,28
														EK520MVXZ116	358,78
														IRIS520HTP116	301,22
														JTC520X1R116	233,63
125	125 MITO SPORTS			1990	1992	14	JTF711,14	54,07	43	JTR701,43	89,57	520	116	DID520VX116	299,28
														EK520MVXZ116	358,78
														IRIS520HTP116	301,22
														JTC520X1R116	233,63
125	125 N1			1997	1999	14	JTF711,14	54,07	43	JTR701,43	89,57	520	116	DID520VX116	299,28
														EK520MVXZ116	358,78
														IRIS520HTP116	301,22
														JTC520X1R116	233,63
125	125 N90			1990	1992	14	JTF711,14	54,07	42	JTR698,42	96,98	520	108	DID520VX108	278,64
														EK520MVXZ108	334,03
														IRIS520HTP108	280,44
														JTC520X1R108	217,52
125	125 PLANET			1998	2000	14	JTF711,14	54,07				520			
				2003		14	JTF711,14	54,07	39	JTR701,39	81,67	520	114	DID520VX114	294,12
125	125 RAPTOR													EK520MVXZ114	352,59
														IRIS520HTP114	296,03
														JTC520X1R114	229,60
125	125 RAPTOR			2004	2010	14	JTF711,14	54,07	43	JTR701,43	89,57	520	116	DID520VX116	299,28
														EK520MVXZ116	358,78
														IRIS520HTP116	301,22
														JTC520X1R116	233,63
125	125 SST RUOTE LEGA			1984	1987	15	JTF710,15	tel.				428	136	DID428VX136	303,28
														EK428SROZ136	277,93
														IRIS428HTP136	255,53
														JTC428HDR136	70,17
125	125 SUPER CITY			1991	1999	13	JTF711,13	54,07	42	JTR701,42	89,57	520	112	DID520VX112	288,96
														EK520MVXZ112	346,40
														IRIS520HTP112	290,83
														JTC520X1R112	225,58
125	125 SXT ALETTA ROSSA WSX TRAIL			1983	1987	16	JTF710,16	tel.	45	JTR1163,45	62,13	428	122	DID428VX122	272,06
														EK428SROZ122	249,32
														IRIS428HTP122	229,22
														JTC428HDR122	62,94
125	125 TAMANACO			1988	1991	13	JTF711,13	54,07	40	JTR698,40	88,00	520	106	DID520VX106	273,48
														EK520MVXZ106	327,85
														IRIS520HTP106	275,25
														JTC520X1R106	213,49
125	125 W8			1999		12	JTF711,12	54,07	44	JTR698,44	99,74	520			
				1992	1995	13	JTF711,13	54,07	44	JTR698,44	99,74	520	108	DID520VX108	278,64
125	125 W8 TRAIL													EK520MVXZ108	334,03
														IRIS520HTP108	280,44
														JTC520X1R108	217,52
125	125 WMX			1982		13	JTF422,13	27,71				520	108	DID520VX108	278,64
														EK520SRX108	296,29
														IRIS520HTP108	280,44
														JTC520X1R108	217,52
125	125 WMX			1983	1984	13	JTF422,13	27,71				520	116	DID520VX116	299,28
														EK520SRX116	318,24
														IRIS520HTP116	301,22
														JTC520X1R116	233,63
125	125 WMX GP			1985	1988	12	JTF422,12	26,36	52	JTR510,52	104,78	520	112	DID520VX112	288,96
														EK520SRX112	307,27
														IRIS520HTP112	290,83
														JTC520X1R112	225,58
125	125 WMX GP			1989	1992	12	JTF718,12	65,59	50	JTR822,50	108,08	520	114	DID520VX114	294,12
										SX6143.822,50	230,06			EK520SRX114	312,75
										SX239.822,50	125,38			IRIS520HTP114	296,03
										SX231.822,50	98,11			JTC520X1R114	229,60
250	250 WMX			1983	1984	13	JTF422,13	27,71				520	108	DID520VX108	278,64
														EK520SRX108	296,29
														IRIS520HTP108	280,44
														JTC520X1R108	217,52
250	250 WMX			1987	1988	13	JTF718,13	61,53	48	JTR510,48	101,31	520	116	DID520VX116	299,28
														EK520SRX116	318,24
														IRIS520HTP116	301,22
														JTC520X1R116	233,63
250	250 WMX			1989	1992	14	JTF507,14	38,43	46	JTR822,46	104,45	520	116	DID520VX116	299,28
										SX6143.822,46	230,06			EK520SRX116	318,24
										SX239.822,46	125,38			IRIS520HTP116	301,22
										SX231.822,46	98,11			JTC520X1R116	233,63
350	350 ALA ROSSA TRAIL			1983	1984	14	JTF508,14	43,13	41	JTR709,41		50	108	DID50(530)VX108	349,92
														EK530MVXZ108	401,43
														IRIS530HTP108	293,35
														JTC530X1R108	272,65
350	350 ALA ROSSA TRAIL			1985	1987	14	JTF725,14	93,41				50	108	DID50(530)VX108	349,92
														EK530MVXZ108	401,43
														IRIS530HTP108	293,35
														JTC530X1R108	272,65
350	350 ALAZZURRA SPORTS			1985	1988	14	JTF725,14	93,41	47	JTR1022,					

Poj. [cm3]	Model	Kod	Kraj	Rok od	Rok do	Zębatka przód			Zębatka tył			Łańcuch			
						JT			JT / Supersprox			DID / EK / IRIS / JT			
						L.Z.	Nr katalogowy	Cena	L.Z.	Nr katalogowy	Cena	Szer.	Dł.	Nr katalogowy	Cena
350	350 ALAZZURRA SPORTS			1985	1988									EK530MVXZ108	401,43
														IRIS530HTP108	293,35
														JTC530X1R108	272,65
350	350 ELEFANT PARIS DAKAR			1986	1988	14	JTF723,14	78,96	50	JTR714,50	119,55	520	108	DID520VX108	278,64
														EK520MVXZ108	334,03
														IRIS520HTP108	280,44
														JTC520X1R108	217,52
350	350 T4 E/R			1987	1991	16	JTF728,16	67,60	42	JTR828,42	69,00	520	110	DID520VX110	283,80
										SX6143.828,42	230,06			EK520MVXZ110	340,22
										SX239.828,42	125,38			IRIS520HTP110	285,64
										SX231.828,42	98,11			JTC520X1R110	221,55
350	350 W12 TRAIL			1993	1996	16	JTF728,16	67,60	46	JTR698,46	17,3	520	110	DID520VX110	283,80
														EK520MVXZ110	340,22
														IRIS520HTP110	285,64
														JTC520X1R110	221,55
500	500 CANYON			1999	2001							520	112	DID520VX112	288,96
														EK520MVXZ112	346,40
														IRIS520HTP112	290,83
														JTC520X1R112	225,58
500	500 T4 E/R			1987	1990	15	JTF728,15	67,60	42	JTR828,42	69,00	520	110	DID520VX110	283,80
										SX6143.828,42	230,06			EK520MVXZ110	340,22
										SX239.828,42	125,38			IRIS520HTP110	285,64
										SX231.828,42	98,11			JTC520X1R110	221,55
500	500 WMX			1985		13	JTF422,13	27,71				520	120	DID520VX120	309,60
														EK520SRX120	329,21
														IRIS520HTP120	311,61
														JTC520X1R120	241,69
600	600 CANYON			1996	1999	15	JTF728,15	67,60				520			
600	600 RIVER			1995	1999	15	JTF728,15	67,60	43	JTR701,43	89,57	520	116	DID520ZVMX116	464,00
														EK520ZVX116	490,38
														IRIS520FB116	397,40
														JTC520X1R116	233,63
600	600 W16 TRAIL			1994	1997	15	JTF728,15	67,60	44	JTR698,44	99,74	520	116	DID520ZVMX116	464,00
														EK520ZVX116	490,38
														IRIS520FB116	397,40
														JTC520X1R116	233,63
650	650 ALAZZURRA GT SPORTS			1986	1988	15	JTF725,15	93,52	44	JTR718,44	123,45	50	106	DID50(530)VX106	343,44
														EK530MVXZ106	394,00
														IRIS530HTP106	287,92
														JTC530X1R106	267,60
650	650 ALAZZURRA SPORTS			1985	1988	15	JTF725,15	93,52	41	JTR1022,41	107,24	50	100	DID50(530)VX100	324,00
														EK530MVXZ100	371,70
														IRIS530HTP100	271,62
														JTC530X1R100	252,45
650	650 ELEFANT TRAIL			1985	1987	15	JTF725,15	93,52	44	JTR718,44	123,45	50	106	DID50(530)VX106	343,44
														EK530MVXZ106	394,00
														IRIS530HTP106	287,92
														JTC530X1R106	267,60
650	650 RAPTOR			2001	2007	15	JTF520,15	41,46				525			
650	650 V-RAPTOR			2001	2007	15	JTF520,15	41,46				525			
				1993	1998				46	JTR729,46	139,20	50	108	DID50(530)VX108	349,92
750	750 ELEFANT													EK530MVXZ108	401,43
														IRIS530HTP108	293,35
														JTC530X1R108	272,65
750	750 ELEFANT TRAIL / LUCKY EXPLORER			1987	1989	14	JTF726,14	48,26	46	JTR718,46	127,56	50	108	DID50(530)VX108	349,92
														EK530MVXZ108	401,43
														IRIS530HTP108	293,35
														JTC530X1R108	272,65
900	900 CANYON			1999								525	108	DID525ZVMX108	480,60
														EK525ZVX2108	554,64
														IRIS525FB108	378,93
														JTC525X1R108	250,30
900	900 ELEFANT			1990	1997	15	JTF739,15	80,75	46	JTR729,46	139,20	50	108	DID50(530)VX108	349,92
														EK530MVXZ108	401,43
														IRIS530HTP108	293,35
														JTC530X1R108	272,65
900	900 ELEFANT IE			1990	1997				46	JTR729,46	139,20	50	108	DID50(530)VX108	349,92
														EK530MVXZ108	401,43
														IRIS530HTP108	293,35
														JTC530X1R108	272,65
900	900 GRAND CANYON			1999		15	JTF739,15	80,75	46	JTR729,46	139,20	50			
1000	1000 NAVIGATOR			2001	2005	16	JTF520,16	43,46				525	108	DID525ZVMX108	480,60
														EK525ZVX2108	554,64
														IRIS525FB108	378,93
														JTC525X1R108	250,30
1000	1000 RAPTOR			2001	2006	16	JTF513,16	34,20				50	106	DID50(530)ZVMX106	549,08
														EK530ZVX2106	557,32
														IRIS530FB106	380,13
														JTC530X1R106	267,60
1000	1000 V-RAPTOR			2001	2006	16	JTF513,16	34,20				50	106	DID50(530)ZVMX106	549,08
														EK530ZVX2106	557,32
														IRIS530FB106	380,13
														JTC530X1R106	267,60
1000	1000 XTRA RAPTOR			2001	2005	16	JTF513,16	34,20				50			
CPI															
50	50 SM			2006	2007	11	JTF1120,11	28,14	62	JTR1079,62	83,33	420	136	DID420D136	68,00
														EK420136	43,53
														IRIS420RX136	73,60
														JTC420HDR136	56,28
DAELIM															
100	100 ALTINO					14	JTF259,14	13,85	40	JTR269,40	43,73	428	116	DID428D116	70,76
														EK428116	38,45
														IRIS428RX116	87,89
														JTC428HDR116	59,85
125	125 ROADWIN			2004	2007	14	JTF259,14	13,85	42	JTR269,42	51,41	428	146	DID428VX146	325,58
														EK428SROZ146	298,37
														IRIS428HTP146	274,31
														JTC428HDR146	75,33
125	125 ROADWIN FI			2008	2009	14	JTF259,14	13,85	42	JTR269,42	51,41	428	146	DID428VX146	325,58
														EK428SROZ146	298,37

Poj. [cm3]	Model	Kod	Kraj	Rok od	Rok do	Zębatka przód			Zębatka tył			Łańcuch				
						L.Z.	Nr katalogowy	Cena	L.Z.	Nr katalogowy	Cena	Szer.	Di.	Nr katalogowy	Cena	
DAELIM																
125	125 ROADWIN FI			2008	2009									IRIS428HTP146	274,31	
														JTC428HDR146	75,33	
			Niemcy	1996	1997	13	JTF259,13	13,85	43	JTR269,43	56,99	428	126	DID428VX126	280,98	
125	VC125 (80 KM/H)													EK428SROZ126	257,50	
														IRIS428HTP126	236,74	
														JTC428HDR126	65,01	
				1996	1999	14	JTF259,14	13,85	43	JTR269,43	56,99	428	126	DID428VX126	280,98	
125	VC125 S													EK428SROZ126	257,50	
														IRIS428HTP126	236,74	
														JTC428HDR126	65,01	
				2000	2007	14	JTF259,14	13,85	42	JTR269,42	51,41	428	146	DID428VX146	325,58	
125	VL125 DAYSTAR													EK428SROZ146	298,37	
														IRIS428HTP146	274,31	
														JTC428HDR146	75,33	
			Niemcy	2000	2007	13	JTF259,13	13,85	42	JTR269,42	51,41	428	146	DID428VX146	325,58	
125	VL125 DAYSTAR (80 KM/H)													EK428SROZ146	298,37	
														IRIS428HTP146	274,31	
														JTC428HDR146	75,33	
				1997	1999	14	JTF259,14	13,85	42	JTR269,42	51,41	428	126	DID428VX126	280,98	
125	VS125													EK428SROZ126	257,50	
														IRIS428HTP126	236,74	
														JTC428HDR126	65,01	
				2000	2003	14	JTF259,14	13,85	42	JTR269,42	51,41	428	126	DID428VX126	280,98	
125	VS125 EVOLUTION													EK428SROZ126	257,50	
														IRIS428HTP126	236,74	
														JTC428HDR126	65,01	
				1998	2002	14	JTF259,14	13,85	42	JTR269,42	51,41	428	134	DID428VX134	298,82	
125	VT125 EVOLUTION													EK428SROZ134	273,84	
														IRIS428HTP134	251,77	
														JTC428HDR134	69,14	
			Niemcy	1998	2002	13	JTF259,13	13,85	42	JTR269,42	51,41	428	134	DID428VX134	298,82	
125	VT125 EVOLUTION (80 KM/H)													EK428SROZ134	273,84	
														IRIS428HTP134	251,77	
														JTC428HDR134	69,14	
DERBI																
50	50 GPR NUDE			2004	2005	12	JTF1127,12	22,46	53	JTR1133,53	72,85	420	132	DID420D132	66,00	
														EK420132	42,25	
														IRIS420RX132	71,44	
														JTC420HDR132	54,63	
				2006	2008	11	JTF1128,11	22,46	53	JTR1133,53	72,85	420	132	DID420D132	66,00	
50	50 GPR NUDE													EK420132	42,25	
														IRIS420RX132	71,44	
														JTC420HDR132	54,63	
50	50 GPR R			2000	2006	12	JTF1127,12	22,46				420				
				2004	2005	12	JTF1127,12	22,46	53	JTR1133,53	72,85	420	132	DID420D132	66,00	
50	50 GPR RACING													EK420132	42,25	
														IRIS420RX132	71,44	
														JTC420HDR132	54,63	
				2006	2008	11	JTF1128,11	22,46	53	JTR1133,53	72,85	420	132	DID420D132	66,00	
50	50 GPR RACING													EK420132	42,25	
														IRIS420RX132	71,44	
														JTC420HDR132	54,63	
				2004	2005	13	JTF1127,13	22,46	53	JTR1131,53	69,27	420	130	DID420D130	65,00	
50	50 R-DRD BLACK DEVIL													EK420130	41,61	
														IRIS420RX130	70,36	
														JTC420HDR130	53,80	
				2000	2002	13	JTF1127,13	22,46	53	JTR1131,53	69,27	420	134	DID420D134	67,00	
50	50 SENDA R													EK420134	42,89	
														IRIS420RX134	72,52	
														JTC420HDR134	55,46	
				2001		12	JTF1127,12	22,46				420	130	DID420D130	65,00	
50	50 SENDA R CLASSIC													EK420130	41,61	
														IRIS420RX130	70,36	
														JTC420HDR130	53,80	
				2002	2005	13	JTF1127,13	22,46	53	JTR1132,53	72,85	420	140	DID420D140	70,00	
50	50 SENDA R DRD													EK420140	44,81	
														IRIS420RX140	75,77	
														JTC420HDR140	57,94	
				2006	2008	11	JTF1128,11	22,46	53	JTR1132,53	72,85	420	132	DID420D132	66,00	
50	50 SENDA R DRD PRO													EK420132	42,25	
														IRIS420RX132	71,44	
														JTC420HDR132	54,63	
				2006	2008	11	JTF1128,11	22,46	53	JTR1132,53	72,85	420	130	DID420D130	65,00	
50	50 SENDA R DRD RACING													EK420130	41,61	
														IRIS420RX130	70,36	
														JTC420HDR130	53,80	
				2002	2003	12	JTF1127,12	22,46				420	130	DID420D130	65,00	
50	50 SENDA R RACER													EK420130	41,61	
														IRIS420RX130	70,36	
														JTC420HDR130	53,80	
				2004	2005	13	JTF1127,13	22,46	53	JTR1131,53	69,27	420	130	DID420D130	65,00	
50	50 SENDA R X-RACE													EK420130	41,61	
														IRIS420RX130	70,36	
														JTC420HDR130	53,80	
				2006	2008	11	JTF1128,11	22,46	53	JTR1131,53	69,27	420	130	DID420D130	65,00	
50	50 SENDA R X-RACE													EK420130	41,61	
														IRIS420RX130	70,36	
														JTC420HDR130	53,80	
				2002	2005	13	JTF1127,13	22,46	53	JTR1131,53	69,27	420	130	DID420D130	65,00	
50	50 SENDA R X-TREME													EK420130	41,61	
														IRIS420RX130	70,36	
														JTC420HDR130	53,80	
				2006	2008	11	JTF1128,11	22,46	53	JTR1131,53	69,27	420	130	DID420D130	65,00	
50	50 SENDA R X-TREME													EK420130	41,61	
														IRIS420RX130	70,36	
														JTC420HDR130	53,80	
				1999	2002	13	JTF1127,13	22,46				420	130	DID420D130	65,00	
50	50 SENDA SM CLASSIC													EK420130	41,61	
														IRIS420RX130	70,36	
														JTC420HDR130	53,80	
50	50 SENDA SM DRD			2002	2005	14	JTF1127,14	22,46	53	JTR1132,53	72,85	420	130	DID420D130	65,00	

Poj. [cm3]	Model	Kod	Kraj	Rok od	Rok do	Zębatka przód			Zębatka tył			Łańcuch			
						JT			JT / Supersprox			DID / EK / IRIS / JT			
						L.Z.	Nr katalogowy	Cena	L.Z.	Nr katalogowy	Cena	Szer.	Dł.	Nr katalogowy	Cena
50	50 SENDA SM DRD			2002	2005									EK420130	41,61
														IRIS420RX130	70,36
														JTC420HDR130	53,80
50	50 SENDA SM DRD PRO			2006	2008	11	JTF1128,11	22,46	53	JTR1132,53	72,85	420	132	DID420D132	66,00
														EK420132	42,25
														IRIS420RX132	71,44
														JTC420HDR132	54,63
50	50 SENDA SM DRD RACING			2006	2008	11	JTF1128,11	22,46	53	JTR1132,53	72,85	420	130	DID420D130	65,00
														EK420130	41,61
														IRIS420RX130	70,36
														JTC420HDR130	53,80
50	50 SENDA SM DRD RACING LIMITED			2007		11	JTF1128,11	22,46	53	JTR1133,53	72,85	420	130	DID420D130	65,00
														EK420130	41,61
														IRIS420RX130	70,36
														JTC420HDR130	53,80
50	50 SENDA SM RACER			2002	2003	13	JTF1127,13	22,46				420	130	DID420D130	65,00
														EK420130	41,61
														IRIS420RX130	70,36
														JTC420HDR130	53,80
50	50 SENDA SM X-RACE			2004	2005	14	JTF1127,14	22,46	53	JTR1131,53	69,27	420	130	DID420D130	65,00
														EK420130	41,61
														IRIS420RX130	70,36
														JTC420HDR130	53,80
50	50 SENDA SM X-RACE			2006	2008	11	JTF1128,11	22,46	53	JTR1131,53	69,27	420	130	DID420D130	65,00
														EK420130	41,61
														IRIS420RX130	70,36
														JTC420HDR130	53,80
50	50 SENDA SM X-TREME			2000	2005	14	JTF1127,14	22,46	53	JTR1131,53	69,27	420	130	DID420D130	65,00
														EK420130	41,61
														IRIS420RX130	70,36
														JTC420HDR130	53,80
50	50 SENDA SM X-TREME			2006	2008	11	JTF1128,11	22,46	53	JTR1131,53	69,27	420	130	DID420D130	65,00
														EK420130	41,61
														IRIS420RX130	70,36
														JTC420HDR130	53,80
125	125 BAJA SM			2006	2008	15	JTF259,15	14,29	48	JTR1134,48	69,26	428	134	DID428VX134	298,82
														EK428SROZ134	273,84
														IRIS428HTP134	251,77
														JTC428HDR134	69,14
125	125 CROSS CITY			2007	2008	15	JTF259,15	14,29	50	JTR1134,50	14,99	428	134	DID428VX134	298,82
														EK428SROZ134	273,84
														IRIS428HTP134	251,77
														JTC428HDR134	69,14
125	125 GPR NUDE			2004	2008	16	JTF558,16	17,21				428	130	DID428VX130	289,90
														EK428SROZ130	265,67
														IRIS428HTP130	244,25
														JTC428HDR130	67,07
125	125 GPR RACING			2004	2008	16	JTF558,16	17,21				428	130	DID428VX130	289,90
														EK428SROZ130	265,67
														IRIS428HTP130	244,25
														JTC428HDR130	67,07
125	125 MULHACEN			2007	2008				51	JTR1134,51	85,15	428	130	DID428VX130	289,90
														EK428SROZ130	265,67
														IRIS428HTP130	244,25
														JTC428HDR130	67,07
125	125 SENDA BAJA R ENDURO			2006	2008	17	JTF1264,17	15,86	54	JTR1134,54	87,13	428	142	DID428VX142	316,66
														EK428SROZ142	290,19
														IRIS428HTP142	266,80
														JTC428HDR142	73,26
125	125 SENDA BAJA SM			2006	2008	17	JTF1264,17	15,86	52	JTR1134,52	86,13	428	140	DID428VX140	312,20
														EK428SROZ140	286,11
														IRIS428HTP140	263,04
														JTC428HDR140	72,23
125	125 SENDA R			2004	2007	17	JTF264,17	17,53	54	JTR1134,54	87,13	428	136	DID428VX136	303,28
														EK428SROZ136	277,93
														IRIS428HTP136	255,53
														JTC428HDR136	70,17
125	125 SENDA SM			2004	2007	17	JTF264,17	17,53	50	JTR1134,50	14,99	428	136	DID428VX136	303,28
														EK428SROZ136	277,93
														IRIS428HTP136	255,53
														JTC428HDR136	70,17
125	125 SENDA TRAIL			2004	2005	17	JTF264,17	17,53	54	JTR1134,54	87,13	428	142	DID428VX142	316,66
														EK428SROZ142	290,19
														IRIS428HTP142	266,80
														JTC428HDR142	73,26
125	125 TERRA			2007	2008				51	JTR1134,51	85,15	428	130	DID428VX130	289,90
														EK428SROZ130	265,67
														IRIS428HTP130	244,25
														JTC428HDR130	67,07
250	250 DXR (ATV)			2004	2008	14	JTF270,14	48,17				520	94	DID520ATV94	285,76
														EK520SRX94	257,88
														IRIS520HTP94	244,09
														JTC520X1R94	189,32
659	659 MULHACEN			2007	2008	15	JTF308,15	52,71	46	JTR817,46	94,82	520	106	DID520ZVMX106	424,00
														EK520ZVX106	448,10
														IRIS520FB106	363,14
														JTC520X1R106	213,49
DUCATI															
400	400 MONSTER (TYLKO JAPONIA)			2001	2004	15	JTF736,15	76,63	46	JTR735,46	119,17	520			
										SX6143.735,46	230,06				
										SX239.735,46	125,38				
										SX231.735,46	98,11				
400	400 MONSTER (TYLKO JAPONIA)			2005	2008	15	JTF736,15	76,63	48	JTR735,48	119,17	520	106	DID520VX106	273,48
										SX6143.735,48	230,06			EK520MVXZ106	327,85
										SX239.735,48	125,38			IRIS520HTP106	275,25
										SX231.735,48	98,11			JTC520X1R106	213,49
400	400 SS JUNIOR SUPER SPORT			1992	1996				43	JTR735,43	107,48	520	108	DID520VX108	278,64
										SX6143.735,43	230,06			EK520MVXZ108	334,03
										SX239.735,43	125,38			IRIS520HTP108	280,44
										SX231.735,43	98,11			JTC520X1R108	217,52
500	500 DESMO GTL/S			1979					38	JTR1022,38	99,74	50	98	DID50(530)VX98	317,52
														EK530MVXZ98	364,26
														IRIS530HTP98	266,19

Poj. [cm3]	Model	Kod	Kraj	Rok od	Rok do	Zębatka przód			Zębatka tył			Łańcuch			
						JT			JT / Supersprox			DID / EK / IRIS / JT			
						L.Z.	Nr katalogowy	Cena	L.Z.	Nr katalogowy	Cena	Szer.	DI.	Nr katalogowy	Cena
DUCATI															
500	500 DESMO GTL/S			1979										JTC530X1R98	247,40
500	500 SL PANTAH SPORTS			1980	1984	14	JTF492,14	85,46	38	JTR1022,38	99,74	50	94	DID50(530)VX94	304,56
														EK530MVXZ94	349,39
														IRIS530HTP94	255,32
														JTC530X1R94	237,30
600	600 MONSTER	<02961		1994		15	JTF736,15	76,63	38	JTR735,38	100,45	520	100	DID520ZVMX100	400,00
										SX6143.735,38	230,06			EK520ZVX100	422,74
										SX239.735,38	125,38			IRIS520FB100	342,59
										SX231.735,38	98,11			JTC520X1R100	201,41
600	600 MONSTER	>02962		1995	1998	14	JTF736,14	76,63	43	JTR735,43	107,48	520	100	DID520ZVMX100	400,00
										SX6143.735,43	230,06			EK520ZVX100	422,74
										SX239.735,43	125,38			IRIS520FB100	342,59
										SX231.735,43	98,11			JTC520X1R100	201,41
600	600 MONSTER			1999	2001	15	JTF736,15	76,63	46	JTR735,46	119,17	520	102	DID520ZVMX102	408,00
										SX6143.735,46	230,06			EK520ZVX102	431,19
										SX239.735,46	125,38			IRIS520FB102	349,44
										SX231.735,46	98,11			JTC520X1R102	205,44
600	600 SL PANTAH SPORTS			1980	1984	15	JTF492,15	85,46	38	JTR1022,38	99,74	50	94	DID50(530)VX94	304,56
														EK530MVXZ94	349,39
														IRIS530HTP94	255,32
														JTC530X1R94	237,30
600	600 SS	<01852		1994		14	JTF736,14	76,63	36	JTR735,36	100,45	520	96	DID520ZVMX96	384,00
										SX6143.735,36	230,06			EK520ZVX96	405,83
										SX239.735,36	125,38			IRIS520FB96	328,88
										SX231.735,36	98,11			JTC520X1R96	193,35
600	600 SS	>01853		1995	1999	15	JTF736,15	76,63	41	JTR735,41	107,48	520	98	DID520ZVMX98	392,00
										SX6143.735,41	230,06			EK520ZVX98	414,28
										SX239.735,41	125,38			IRIS520FB98	335,73
										SX231.735,41	98,11			JTC520X1R98	197,38
620	620 MONSTER DARK			2003		15	JTF736,15	76,63	46	JTR735,46	119,17	520	106	DID520ZVMX106	424,00
										SX6143.735,46	230,06			EK520ZVX106	448,10
										SX239.735,46	125,38			IRIS520FB106	363,14
										SX231.735,46	98,11			JTC520X1R106	213,49
620	620 MONSTER DARK			2004	2006	15	JTF736,15	76,63	48	JTR735,48	119,17	520	106	DID520ZVMX106	424,00
										SX6143.735,48	230,06			EK520ZVX106	448,10
										SX239.735,48	125,38			IRIS520FB106	363,14
										SX231.735,48	98,11			JTC520X1R106	213,49
620	620 MONSTER DARK MD MONODISCO			2004		15	JTF736,15	76,63	46	JTR735,46	119,17	520	106	DID520ZVMX106	424,00
										SX6143.735,46	230,06			EK520ZVX106	448,10
										SX239.735,46	125,38			IRIS520FB106	363,14
										SX231.735,46	98,11			JTC520X1R106	213,49
620	620 MONSTER I.E.			2002	2003	15	JTF736,15	76,63	46	JTR735,46	119,17	520	106	DID520ZVMX106	424,00
										SX6143.735,46	230,06			EK520ZVX106	448,10
										SX239.735,46	125,38			IRIS520FB106	363,14
										SX231.735,46	98,11			JTC520X1R106	213,49
620	620 MONSTER I.E.			2004	2006	15	JTF736,15	76,63	48	JTR735,48	119,17	520	106	DID520ZVMX106	424,00
										SX6143.735,48	230,06			EK520ZVX106	448,10
										SX239.735,48	125,38			IRIS520FB106	363,14
										SX231.735,48	98,11			JTC520X1R106	213,49
620	620 MULTISTRADA			2005	2006	15	JTF736,15	76,63	48	JTR735,48	119,17	520	108	DID520ZVMX108	432,00
										SX6143.735,48	230,06			EK520ZVX108	456,56
										SX239.735,48	125,38			IRIS520FB108	369,99
										SX231.735,48	98,11			JTC520X1R108	217,52
620	620 MULTISTRADA DARK			2005	2006	15	JTF736,15	76,63	48	JTR735,48	119,17	520	108	DID520ZVMX108	432,00
										SX6143.735,48	230,06			EK520ZVX108	456,56
										SX239.735,48	125,38			IRIS520FB108	369,99
										SX231.735,48	98,11			JTC520X1R108	217,52
620	620 S MONSTER I.E.			2002	2003	15	JTF736,15	76,63	46	JTR735,46	119,17	520	106	DID520ZVMX106	424,00
										SX6143.735,46	230,06			EK520ZVX106	448,10
										SX239.735,46	125,38			IRIS520FB106	363,14
										SX231.735,46	98,11			JTC520X1R106	213,49
620	620 S MONSTER I.E.			2004	2006	15	JTF736,15	76,63	48	JTR735,48	119,17	520	106	DID520ZVMX106	424,00
										SX6143.735,48	230,06			EK520ZVX106	448,10
										SX239.735,48	125,38			IRIS520FB106	363,14
										SX231.735,48	98,11			JTC520X1R106	213,49
620	620 SPORT			2003		15	JTF736,15	76,63	44	JTR735,44	119,17	520	100	DID520ZVMX100	400,00
										SX6143.735,44	230,06			EK520ZVX100	422,74
										SX239.735,44	125,38			IRIS520FB100	342,59
										SX231.735,44	98,11			JTC520X1R100	201,41
650	650 INDIANA CUSTOM			1987	1988	15	JTF725,15	93,52	48	JTR718,48	136,82	50	104	DID50(530)VX104	336,96
														EK530MVXZ104	386,56
														IRIS530HTP104	282,48
														JTC530X1R104	262,55
695	695 MONSTER			2007		15	JTF736,15	76,63	48	JTR735,48	119,17	520	106	DID520ZVMX106	424,00
										SX6143.735,48	230,06			EK520ZVX106	448,10
										SX239.735,48	125,38			IRIS520FB106	363,14
										SX231.735,48	98,11			JTC520X1R106	213,49
695	695 MONSTER			2008		15	JTF736,15	76,63	42	JTR735,42	107,48	520			
										SX6143.735,42	230,06				
										SX239.735,42	125,38				
										SX231.735,42	98,11				
696	696 MONSTER			2008	2009	15	JTF736,15	76,63	45	JTR735,45	119,17	520	108	DID520ZVMX108	432,00
										SX6143.735,45	230,06			EK520ZVX108	456,56
										SX239.735,45	125,38			IRIS520FB108	369,99
										SX231.735,45	98,11			JTC520X1R108	217,52
696	696 MONSTER			2010					45	JTR735,45	119,17	520	108	DID520ZVMX108	432,00
										SX6143.735,45	230,06			EK520ZVX108	456,56
										SX239.735,45	125,38			IRIS520FB108	369,99
										SX231.735,45	98,11			JTC520X1R108	217,52
748	748 (KONIECZNY ADAPTER JT50B)			2002	2003	14	JTF736,14	76,63	38	JTA751,38	99,42	520	94	DID520ZVMX94	376,00
														EK520ZVX94	397,37
														IRIS520FB94	322,03
														JTC520X1R94	189,32
748	748 BIPOSTO (KONIECZNY ADAPTER JT50B)			1995	2003	14	JTF736,14	76,63	38	JTA751,38	99,42	520	94	DID520ZVMX94	376,00
														EK520ZVX94	397,37
														IRIS520FB94	322,03
														JTC520X1R94	189,32
748	748 R (KONIECZNY ADAPTER JT50B)			2001	2002	14	JTF736,14	76,63	36	JTA751,36	99,42	520	94	DID520ZVMX94	376,00
														EK520ZVX94	397,37
														IRIS520FB94	322,03
														JTC5200	

Poj. [cm3]	Model	Kod	Kraj	Rok od	Rok do	Zębatka przód			Zębatka tył			Łańcuch			
						JT			JT / Supersprox			DID / EK / IRIS / JT			
						L.Z.	Nr katalogowy	Cena	L.Z.	Nr katalogowy	Cena	Szer.	Dł.	Nr katalogowy	Cena
748	748 S (KONIECZNY ADAPTER JT50B)			2002	2003									EKS20ZVX94	397,37
														IRIS520FB94	322,03
														JTC520X1R94	189,32
748	748 SP (KONIECZNY ADAPTER JT50B)			1995	1998	14	JTF736,14	76,63	37	JTA751,37	99,42	520	94	DID520ZVMX94	376,00
														EKS20ZVX94	397,37
														IRIS520FB94	322,03
														JTC520X1R94	189,32
749	749			2004	2005	14	JTF741,14	82,66	39	JTR744,39	109,05	525	96	DID525ZVMX96	427,20
														EKS25ZVX296	493,01
														IRIS525FB96	336,82
														JTC525X1R96	222,49
749	749			2006		14	JTF741,14	82,66	39	JTR744,39	109,05	525	98	DID525ZVMX98	436,10
														EKS25ZVX298	503,28
														IRIS525FB98	343,84
														JTC525X1R98	227,12
749	749 R			2006		15	JTF741,15	82,66	35	JTR744,35	108,67	525	98	DID525ZVMX98	436,10
														EKS25ZVX298	503,28
														IRIS525FB98	343,84
														JTC525X1R98	227,12
749	749 S			2003		14	JTF741,14	82,66	39	JTR744,39	109,05	525	96	DID525ZVMX96	427,20
														EKS25ZVX296	493,01
														IRIS525FB96	336,82
														JTC525X1R96	222,49
749	749 S			2004	2006	14	JTF741,14	82,66	38	JTR744,38	20,15	525	96	DID525ZVMX96	427,20
														EKS25ZVX296	493,01
														IRIS525FB96	336,82
														JTC525X1R96	222,49
750	750 F1 -1			1985	1986	15	JTF725,15	93,52	38	JTR1022,38	99,74	50	98	DID50(530)VX98	317,52
														EKS30MVXZ98	364,26
														IRIS530HTP98	266,19
														JTC530X1R98	247,40
750	750 F1 -2			1987		15	JTF497,15	85,46	38	JTR1022,38	99,74	50	98	DID50(530)VX98	317,52
														EKS30MVXZ98	364,26
														IRIS530HTP98	266,19
														JTC530X1R98	247,40
750	750 F1 -3 SS			1988		15	JTF497,15	85,46	40	JTR1022,40	99,36	50	98	DID50(530)VX98	317,52
														EKS30MVXZ98	364,26
														IRIS530HTP98	266,19
														JTC530X1R98	247,40
750	750 INDIANA CUSTOM			1987	1990	15	JTF726,15	48,28	46	JTR718,46	127,56	50	104	DID50(530)VX104	336,96
														EKS30MVXZ104	386,56
														IRIS530HTP104	282,48
														JTC530X1R104	262,55
750	750 LAGUNASECA			1987					40	JTR491,40	157,22	520	110	DID520ZVMX110	440,00
														EKS20ZVX110	465,01
														IRIS520FB110	376,84
														JTC520X1R110	221,55
750	750 MONSTER			1996	1997	15	JTF736,15	76,63	38	JTR735,38	100,45	520	98	DID520ZVMX98	392,00
														EKS20ZVX98	414,28
														IRIS520FB98	335,73
														JTC520X1R98	197,38
750	750 MONSTER			1998	2001	15	JTF736,15	76,63	41	JTR735,41	107,48	520	100	DID520ZVMX100	400,00
														EKS20ZVX100	422,74
														IRIS520FB100	342,59
														JTC520X1R100	201,41
750	750 MONSTER I.E.			2002		15	JTF736,15	76,63	41	JTR735,41	107,48	520	102	DID520ZVMX102	408,00
														EKS20ZVX102	431,19
														IRIS520FB102	349,44
														JTC520X1R102	205,44
750	750 MONSTER I.E. DARK			2002		15	JTF736,15	76,63	41	JTR735,41	107,48	520	102	DID520ZVMX102	408,00
														EKS20ZVX102	431,19
														IRIS520FB102	349,44
														JTC520X1R102	205,44
750	750 MONTJUICH			1986	1987				40	JTR491,40	157,22	520	98	DID520ZVMX98	392,00
														EKS20ZVX98	414,28
														IRIS520FB98	335,73
														JTC520X1R98	197,38
750	750 PASO			1988	1990	15	JTF495,15	91,73	38	JTR491,38	166,31	520	106	DID520ZVMX106	424,00
														EKS20ZVX106	448,10
														IRIS520FB106	363,14
														JTC520X1R106	213,49
750	750 PASO SPORT			1986	1990	15	JTF495,15	91,73	38	JTR491,38	166,31	520	106	DID520ZVMX106	424,00
														EKS20ZVX106	448,10
														IRIS520FB106	363,14
														JTC520X1R106	213,49
750	750 SANTA MONICA SS			1987	1988				38	JTR491,38	166,31	520	110	DID520ZVMX110	440,00
														EKS20ZVX110	465,01
														IRIS520FB110	376,84
														JTC520X1R110	221,55
750	750 SPORT			1988	1990	15	JTF495,15	91,73	38	JTR491,38	166,31	520	96	DID520ZVMX96	384,00
														EKS20ZVX96	405,83
														IRIS520FB96	328,88
														JTC520X1R96	193,35
750	750 SPORT			2002		15	JTF736,15	76,63	40	JTR735,40	98,07	520	98	DID520ZVMX98	392,00
														EKS20ZVX98	414,28
														IRIS520FB98	335,73
														JTC520X1R98	197,38
750	750 SS			1991	1998	15	JTF736,15	76,63	37	JTR735,37	100,45	520	98	DID520ZVMX98	392,00
														EKS20ZVX98	414,28
														IRIS520FB98	335,73
														JTC520X1R98	197,38
750	750 SS			1999	2002	14	JTF736,14	76,63	40	JTR735,40	98,07	520	98	DID520ZVMX98	392,00
														EKS20ZVX98	414,28
														IRIS520FB98	335,73
														JTC520X1R98	197,38
796	796 HYPERMOTARD (KONIECZNY ADAPTER JT50B)			2010					42	JTA752,42	144,10	525	104	DID525ZVMX104	462,80
														EKS25ZVX2104	534,10
														IRIS525FB104	364,89
														JTC525X1R104	241,03
800	800 MONSTER DARK			2003		15	JTF736,15	76,63	42	JTR735,42	107,48	520	102	DID520ZVMX102	408,00
														EKS20ZVX102	431,19
														IRIS520FB102	349,44
														JTC520X1R102	205,44
800	800 MONSTER I.E.			2003	2004	15	JTF736,15	76,63	42	JTR735,42	107,48	520	102	DID520ZVMX102	408,00

Poj. [cm3]	Model	Kod	Kraj	Rok od	Rok do	Zębatka przód			Zębatka tył			Łańcuch				
						JT			JT / Supersprox			DID / EK / IRIS / JT				
						L.Z.	Nr katalogowy	Cena	L.Z.	Nr katalogowy	Cena	Szer.	DI.	Nr katalogowy	Cena	
DUCATI																
800	800 MONSTER I.E.			2003	2004					SX6143.735,42	230,06			EK520ZVX102	431,19	
										SX239.735,42	125,38			IRIS520FB102	349,44	
										SX231.735,42	98,11			JTC520X1R102	205,44	
800	800 MONSTER S2R (KONIECZNY ADAPTER JT50B)			2005	2007	15	JTF736,15	76,63	42	JTA751,42	121,76	520	104	DID520ZVMX104	416,00	
														EK520ZVX104	439,65	
														IRIS520FB104	356,29	
														JTC520X1R104	209,46	
800	800 MONSTER S2R DARK (KONIECZNY ADAPTER JT50B)			2006		15	JTF736,15	76,63	42	JTA751,42	121,76	520	104	DID520ZVMX104	416,00	
														EK520ZVX104	439,65	
														IRIS520FB104	356,29	
														JTC520X1R104	209,46	
800	800 SPORT			2003		15	JTF736,15	76,63	39	JTR735,39	103,10	520	98	DID520ZVMX98	392,00	
										SX6143.735,39	230,06			EK520ZVX98	414,28	
										SX239.735,39	125,38			IRIS520FB98	335,73	
										SX231.735,39	98,11			JTC520X1R98	197,38	
800	800 SS			2003	2006	15	JTF736,15	76,63	39	JTR735,39	103,10	520	98	DID520ZVMX98	392,00	
										SX6143.735,39	230,06			EK520ZVX98	414,28	
										SX239.735,39	125,38			IRIS520FB98	335,73	
										SX231.735,39	98,11			JTC520X1R98	197,38	
800	800 SS			2007		15	JTF736,15	76,63	39	JTR735,39	103,10	520	98	DID520ZVMX98	392,00	
										SX6143.735,39	230,06			EK520ZVX98	414,28	
										SX239.735,39	125,38			IRIS520FB98	335,73	
										SX231.735,39	98,11			JTC520X1R98	197,38	
848	848 (KONIECZNY ADAPTER JT50B)			2008	2009	15	JTF741,15	82,66	39	JTA752,39	144,10	525	98	DID525ZVMX98	436,10	
														EK525ZVX298	503,28	
														IRIS525FB98	343,84	
														JTC525X1R98	227,12	
848	848 (KONIECZNY ADAPTER JT50B)			2010		15	JTF741,15	82,66	39	JTA752,39	144,10	525	98	DID525ZVMX98	436,10	
														EK525ZVX298	503,28	
														IRIS525FB98	343,84	
														JTC525X1R98	227,12	
851	851 KIT / SUPERBIKE			1988		15	JTF736,15	76,63	38	JTR491,38	166,31	520	98	DID520ZVMX98	392,00	
														EK520ZVX98	414,28	
														IRIS520FB98	335,73	
														JTC520X1R98	197,38	
851	851 SP			1988	1989	15	JTF736,15	76,63	38	JTR491,38	166,31	520	98	DID520ZVMX98	392,00	
														EK520ZVX98	414,28	
														IRIS520FB98	335,73	
														JTC520X1R98	197,38	
851	851 SP			1990		15	JTF736,15	76,63	39	JTR735,39	103,10	520	98	DID520ZVMX98	392,00	
										SX6143.735,39	230,06			EK520ZVX98	414,28	
										SX239.735,39	125,38			IRIS520FB98	335,73	
										SX231.735,39	98,11			JTC520X1R98	197,38	
851	851 SP			1991		15	JTF736,15	76,63	37	JTR735,37	100,45	520	98	DID520ZVMX98	392,00	
										SX6143.735,37	230,06			EK520ZVX98	414,28	
										SX239.735,37	125,38			IRIS520FB98	335,73	
										SX231.735,37	98,11			JTC520X1R98	197,38	
851	851 STRADA			1989	1992	15	JTF736,15	76,63	39	JTR735,39	103,10	520	98	DID520ZVMX98	392,00	
										SX6143.735,39	230,06			EK520ZVX98	414,28	
										SX239.735,39	125,38			IRIS520FB98	335,73	
										SX231.735,39	98,11			JTC520X1R98	197,38	
851	851 STRADA BIPOSTO			1990	1992	15	JTF736,15	76,63	39	JTR735,39	103,10	520	98	DID520ZVMX98	392,00	
										SX6143.735,39	230,06			EK520ZVX98	414,28	
										SX239.735,39	125,38			IRIS520FB98	335,73	
										SX231.735,39	98,11			JTC520X1R98	197,38	
888	888 STRADA			1993	1994	15	JTF736,15	76,63	36	JTR735,36	100,45	520	98	DID520ZVMX98	392,00	
										SX6143.735,36	230,06			EK520ZVX98	414,28	
										SX239.735,36	125,38			IRIS520FB98	335,73	
										SX231.735,36	98,11			JTC520X1R98	197,38	
900	900 MH900 E			2002		15	JTF736,15	76,63	38	JTR735,38	100,45	520	98	DID520ZVMX98	392,00	
										SX6143.735,38	230,06			EK520ZVX98	414,28	
										SX239.735,38	125,38			IRIS520FB98	335,73	
										SX231.735,38	98,11			JTC520X1R98	197,38	
900	900 MONSTER			1994	1998	15	JTF736,15	76,63	39	JTR735,39	103,10	520	98	DID520ZVMX98	392,00	
										SX6143.735,39	230,06			EK520ZVX98	414,28	
										SX239.735,39	125,38			IRIS520FB98	335,73	
										SX231.735,39	98,11			JTC520X1R98	197,38	
900	900 MONSTER			1999		15	JTF736,15	76,63	38	JTR735,38	100,45	520	98	DID520ZVMX98	392,00	
										SX6143.735,38	230,06			EK520ZVX98	414,28	
										SX239.735,38	125,38			IRIS520FB98	335,73	
										SX231.735,38	98,11			JTC520X1R98	197,38	
900	900 MONSTER I.E.			2000	2001	15	JTF736,15	76,63	39	JTR735,39	103,10	520	98	DID520ZVMX98	392,00	
										SX6143.735,39	230,06			EK520ZVX98	414,28	
										SX239.735,39	125,38			IRIS520FB98	335,73	
										SX231.735,39	98,11			JTC520X1R98	197,38	
900	900 MONSTER I.E.			2002		15	JTF736,15	76,63	38	JTR735,38	100,45	520	100	DID520ZVMX100	400,00	
										SX6143.735,38	230,06			EK520ZVX100	422,74	
										SX239.735,38	125,38			IRIS520FB100	342,59	
										SX231.735,38	98,11			JTC520X1R100	201,41	
900	900 S2 / MHR			1983	1985				41	JTR1022,41	107,24	50	106	DID50(530)VX106	343,44	
														EK530MVXZ106	394,00	
														IRIS530HTP106	287,92	
														JTC530X1R106	267,60	
900	900 SS			1998	2002	15	JTF736,15	76,63	40	JTR735,40	98,07	520	98	DID520ZVMX98	392,00	
										SX6143.735,40	230,06			EK520ZVX98	414,28	
										SX239.735,40	125,38			IRIS520FB98	335,73	
										SX231.735,40	98,11			JTC520X1R98	197,38	
900	900 SUPER LIGHT			1992	1998	15	JTF736,15	76,63	37	JTR735,37	100,45	520	96	DID520ZVMX96	384,00	
										SX6143.735,37	230,06			EK520ZVX96	405,83	
										SX239.735,37	125,38			IRIS520FB96	328,88	
										SX231.735,37	98,11			JTC520X1R96	193,35	
900	900 SUPER SPORT			1980	1983				38	JTR1022,38	99,74	50	104	DID50(530)VX104	336,96	
														EK530MVXZ104	386,56	
														IRIS530HTP104	282,48	
														JTC530X1R104	262,55	
900	900 SUPER SPORT			1989	1992	15	JTF736,15	76,63	39	JTR735,39	103,10	520	96	DID520ZVMX96	384,00	
										SX6143.735,39	230,06			EK520ZVX96	405,83	
										SX239.735,39	125,38			IRIS520FB96	328,88	
										SX231.735,39	98,11			JTC520X1R96	193,35	
906	906 PASO SPORTS			1989		15	JTF736,15	76,63	40	JTR491,40	157,22	520	108	DID520ZVMX108	432,00	
														EK520ZVX108	456,56	
														IRIS520FB108	369,99	

Poj. [cm3]	Model	Kod	Kraj	Rok od	Rok do	Zębatka przód			Zębatka tył			Łańcuch			
						JT			JT / Supersprox			DID / EK / IRIS / JT			
						L.Z.	Nr katalogowy	Cena	L.Z.	Nr katalogowy	Cena	Szer.	Dł.		Cena
906	906 PASO SPORTS			1989										JTCS20X1R108	217,52
				1990	1993	15	JTF736,15	76,63	38	JTR491,38	166,31	520	106	DID520ZVMX106	424,00
906	906 PASO SPORTS													EKS20ZVX106	448,10
														IRIS520FB106	363,14
														JTCS20X1R106	213,49
				1991	1992				40	JTR735,40	98,07	520	108	DID520ZVMX108	432,00
907	907 I.E.									SX6143.735,40	230,06			EKS20ZVX108	456,56
										SX239.735,40	125,38			IRIS520FB108	369,99
										SX231.735,40	98,11			JTCS20X1R108	217,52
				1990	1993	15	JTF737,15	102,45	40	JTR735,40	98,07	520	108	DID520ZVMX108	432,00
907	907 PASO SPORTS									SX6143.735,40	230,06			EKS20ZVX108	456,56
										SX239.735,40	125,38			IRIS520FB108	369,99
										SX231.735,40	98,11			JTCS20X1R108	217,52
				2001	2003	15	JTF740,15	97,96	37	JTR745,37	101,75	525	100	DID525ZVMX100	445,00
916	916 MONSTER S4									SX6143.745,37	250,97			EKS25ZVX2100	513,56
										SX239.745,37	133,37			IRIS525FB100	350,86
										SX231.745,37	119,36			JTCS25X1R100	231,76
				2004	2006	15	JTF740,15	97,96	42	JTA752,42	144,10	525	104	DID525ZVMX104	462,80
916	916 MONSTER S4R ((KONIECZNY ADAPTER JT50B)													EKS25ZVX2104	534,10
														IRIS525FB104	364,89
														JTCS25X1R104	241,03
				1999	2003	15	JTF740,15	97,96	43	JTR745,43	110,95	525	102	DID525ZVMX102	453,90
916	916 SPORT TOURING ST4									SX6143.745,43	250,97			EKS25ZVX2102	523,83
										SX239.745,43	133,37			IRIS525FB102	357,87
										SX231.745,43	119,36			JTCS25X1R102	236,39
				1994	2000	15	JTF740,15	97,96	36	JTA752,36	131,81	525	94	DID525ZVMX94	418,30
916	916 SPS SPORT PRODUCTION (KONIECZNY ADAPTER JT50B)													EKS25ZVX294	482,74
														IRIS525FB94	329,81
														JTCS25X1R94	217,85
				1994	2000	15	JTF740,15	97,96	36	JTA752,36	131,81	525	94	DID525ZVMX94	418,30
916	916 STRADA BIPOSTO (KONIECZNY ADAPTER JT50B)													EKS25ZVX294	482,74
														IRIS525FB94	329,81
														JTCS25X1R94	217,85
				1997	2003	15	JTF740,15	97,96	42	JTR745,42	110,95	525	102	DID525ZVMX102	453,90
944	944 SPORT TURISMO ST2									SX6143.745,42	250,97			EKS25ZVX2102	523,83
										SX239.745,42	133,37			IRIS525FB102	357,87
										SX231.745,42	119,36			JTCS25X1R102	236,39
				2004	2007	15	JTF741,15	82,66	42	JTR745,42	110,95	525	102	DID525ZVMX102	453,90
992	992 SPORT TOURING ST3									SX6143.745,42	250,97			EKS25ZVX2102	523,83
										SX239.745,42	133,37			IRIS525FB102	357,87
										SX231.745,42	119,36			JTCS25X1R102	236,39
				2007		15	JTF741,15	82,66	42	JTR745,42	110,95	525	102	DID525ZVMX102	453,90
992	992 SPORT TOURING ST3 (ABS)									SX6143.745,42	250,97			EKS25ZVX2102	523,83
										SX239.745,42	133,37			IRIS525FB102	357,87
										SX231.745,42	119,36			JTCS25X1R102	236,39
996	996 BIPOSTO (KONIECZNY ADAPTER JT50B)			1999	2001	15	JTF740,15	97,96	36	JTA752,36	131,81	525			
996	996 MONSTER S4R (KONIECZNY ADAPTER JT50B)			2004	2006	15	JTF740,15	97,96	42	JTA752,42	144,10	525	104	DID525ZVMX104	462,80
														EKS25ZVX2104	534,10
														IRIS525FB104	364,89
														JTCS25X1R104	241,03
				2002	2005	15	JTF740,15	97,96	38	JTR745,38	106,45	525	102	DID525ZVMX102	453,90
996	996 SPORT TOURING ST4S									SX6143.745,38	250,97			EKS25ZVX2102	523,83
										SX239.745,38	133,37			IRIS525FB102	357,87
										SX231.745,38	119,36			JTCS25X1R102	236,39
				2003	2005	15	JTF740,15	97,96	38	JTR745,38	106,45	525	102	DID525ZVMX102	453,90
996	996 SPORT TOURING ST4S ABS									SX6143.745,38	250,97			EKS25ZVX2102	523,83
										SX239.745,38	133,37			IRIS525FB102	357,87
										SX231.745,38	119,36			JTCS25X1R102	236,39
996	996 SPS (KONIECZNY ADAPTER JT50B)			1999	2001	15	JTF740,15	97,96	38	JTA752,38	144,10	525			
				2002	2003	15	JTF741,15	82,66	36	JTA752,36	131,81	525	94	DID525ZVMX94	418,30
998	998 (KONIECZNY ADAPTER JT50B)													EKS25ZVX294	482,74
														IRIS525FB94	329,81
														JTCS25X1R94	217,85
				2007		15	JTF741,15	82,66				525	104	DID525ZVMX104	462,80
998	998 MONSTER S4R TESTASTRETTA													EKS25ZVX2104	534,10
														IRIS525FB104	364,89
														JTCS25X1R104	241,03
				2007		15	JTF741,15	82,66				525	104	DID525ZVMX104	462,80
998	998 MONSTER S4R TESTASTRETTA S													EKS25ZVX2104	534,10
														IRIS525FB104	364,89
														JTCS25X1R104	241,03
				2002		15	JTF741,15	82,66	36	JTA752,36	131,81	525	94	DID525ZVMX94	418,30
998	998 S (KONIECZNY ADAPTER JT50B)													EKS25ZVX294	482,74
														IRIS525FB94	329,81
														JTCS25X1R94	217,85
				2003	2006	15	JTF741,15	82,66	36	JTR744,36	108,67	525	96	DID525ZVMX96	427,20
999	999									SX6143.744,36	250,97			EKS25ZVX296	493,01
										SX239.744,36	133,37			IRIS525FB96	336,82
										SX231.744,36	119,36			JTCS25X1R96	222,49
				2006		15	JTF741,15	82,66	36	JTR744,36	108,67	525	96	DID525ZVMX96	427,20
999	999 R									SX6143.744,36	250,97			EKS25ZVX296	493,01
										SX239.744,36	133,37			IRIS525FB96	336,82
										SX231.744,36	119,36			JTCS25X1R96	222,49
				2003	2006	15	JTF741,15								

Poj. [cm3]	Model	Kod	Kraj	Rok od	Rok do	Zębatka przód			Zębatka tył			Łańcuch				
						JT			JT / Supersprox			DID / EK / IRIS / JT				
						L.Z.	Nr katalogowy	Cena	L.Z.	Nr katalogowy	Cena	Szer.	Di.	Nr katalogowy	Cena	
DUCATI																
1000	1000 MONSTER S2R (KONIECZNY ADAPTER JT50B)			2008											EK525ZVX2104	534,10
															IRIS525FB104	364,89
															JTC525X1R104	241,03
1000	1000 MULTISTRADA DS (KONIECZNY ADAPTER JT50B)			2004	2006	15	JTF741,15	82,66	42	JTA752,42	144,10	525	102	DID525ZVMX102	453,90	
															EK525ZVX2102	523,83
															IRIS525FB102	357,87
1000	1000 PAUL SMART LIMITED EDITION			2006		15	JTF741,15	82,66	38	JTR745,38	106,45	525	100	DID525ZVMX100	445,00	
										SX6143.745,38	250,97			EK525ZVX2100	513,56	
										SX239.745,38	133,37			IRIS525FB100	350,86	
1000	1000 S MONSTER I.E.			2004	2005	15	JTF741,15	82,66	39	JTR745,39	109,05	525	100	DID525ZVMX100	445,00	
										SX6143.745,39	250,97			EK525ZVX2100	513,56	
										SX239.745,39	133,37			IRIS525FB100	350,86	
1000	1000 S MULTISTRADA DS (KONIECZNY ADAPTER JT50B)			2005	2006	15	JTF741,15	82,66	42	JTA752,42	144,10	525	102	DID525ZVMX102	453,90	
															EK525ZVX2102	523,83
															IRIS525FB102	357,87
1000	1000 SPORT			2006		15	JTF741,15	82,66	38	JTR745,38	106,45	525	100	DID525ZVMX100	445,00	
										SX6143.745,38	250,97			EK525ZVX2100	513,56	
										SX239.745,38	133,37			IRIS525FB100	350,86	
1000	1000 SPORT BIPOSTO			2007	2008	15	JTF741,15	82,66	39	JTR745,39	109,05	525	100	DID525ZVMX100	445,00	
										SX6143.745,39	250,97			EK525ZVX2100	513,56	
										SX239.745,39	133,37			IRIS525FB100	350,86	
1000	1000 SPORT MONOPOSTO (TYLKO JAPONIA)			2007		15	JTF741,15	82,66	38	JTR745,38	106,45	525	100	DID525ZVMX100	445,00	
										SX6143.745,38	250,97			EK525ZVX2100	513,56	
										SX239.745,38	133,37			IRIS525FB100	350,86	
1000	1000 SPORT S			2007	2009	15	JTF741,15	82,66	39	JTR745,39	109,05	525	100	DID525ZVMX100	445,00	
										SX6143.745,39	250,97			EK525ZVX2100	513,56	
										SX239.745,39	133,37			IRIS525FB100	350,86	
1000	1000 SPORTCLASSIC GT			2007	2009	15	JTF741,15	82,66	39	JTR745,39	109,05	525	100	DID525ZVMX100	445,00	
										SX6143.745,39	250,97			EK525ZVX2100	513,56	
										SX239.745,39	133,37			IRIS525FB100	350,86	
1000	1000 SPORTCLASSIC GT			2010								525	100	DID525ZVMX100	445,00	
														EK525ZVX2100	513,56	
														IRIS525FB100	350,86	
1000	1000 SPORTCLASSIC GT TOURING			2009		15	JTF741,15	82,66	39	JTR745,39	109,05	525	100	DID525ZVMX100	445,00	
										SX6143.745,39	250,97			EK525ZVX2100	513,56	
										SX231.745,39	119,36			IRIS525FB100	350,86	
1000	1000 SS			2003	2005	15	JTF741,15	82,66	38	JTR745,38	106,45	525	96	DID525ZVMX96	427,20	
										SX6143.745,38	250,97			EK525ZVX296	493,01	
										SX239.745,38	133,37			IRIS525FB96	336,82	
1000	1000 SS DS			2005	2006	15	JTF741,15	82,66	38	JTR745,38	106,45	525	96	DID525ZVMX96	427,20	
										SX6143.745,38	250,97			EK525ZVX296	493,01	
										SX239.745,38	133,37			IRIS525FB96	336,82	
1098	1098 (KONIECZNY ADAPTER JT760B)			2007	2008	15	JTF741,15	82,66	38	JTA761,38	148,01	525	98	DID525ZVMX98	436,10	
														EK525ZVX298	503,28	
														IRIS525FB98	343,84	
1098	1098 R (KONIECZNY ADAPTER JT760B)			2008	2009	15	JTF741,15	82,66	38	JTA761,38	148,01	525	98	DID525ZVMX98	436,10	
														EK525ZVX298	503,28	
														IRIS525FB98	343,84	
1098	1098 S (KONIECZNY ADAPTER JT760B)			2007	2008	15	JTF741,15	82,66	38	JTA761,38	148,01	525	98	DID525ZVMX98	436,10	
														EK525ZVX298	503,28	
														IRIS525FB98	343,84	
1099	1099 STEETFIGHTER (KONIECZNY ADAPTER JT760B)			2009		15	JTF741,15	82,66	38	JTA761,38	148,01	525	102	DID525ZVMX102	453,90	
														EK525ZVX2102	523,83	
														IRIS525FB102	357,87	
1099	1099 STEETFIGHTER (KONIECZNY ADAPTER JT760B)			2010		15	JTF741,15	82,66	38	JTA761,38	148,01	525	102	DID525ZVMX102	453,90	
														EK525ZVX2102	523,83	
														IRIS525FB102	357,87	
1099	1099 STEETFIGHTER S (KONIECZNY ADAPTER JT760B)			2009		15	JTF741,15	82,66	38	JTA761,38	148,01	525	102	DID525ZVMX102	453,90	
														EK525ZVX2102	523,83	
														IRIS525FB102	357,87	
1100	1100 HYPERMOTARD (KONIECZNY ADAPTER JT50B)			2008	2009	15	JTF741,15	82,66	42	JTA752,42	144,10	525	104	DID525ZVMX104	462,80	
														EK525ZVX2104	534,10	
														IRIS525FB104	364,89	
1100	1100 HYPERMOTARD EVO / SP EVO			2010		15	JTF741,15	82,66	41	JTA752,41	144,10	525				
				2009		15	JTF741,15	82,66	39	JTA752,39	144,10	525	104	DID525ZVMX104	462,80	
														EK525ZVX2104	534,10	
1100	1100 MONSTER (KONIECZNY ADAPTER JT50B)			2010		15	JTF741,15	82,66	39	JTA752,39	144,10	525	104	DID525ZVMX104	462,80	
														EK525ZVX2104	534,10	
														IRIS525FB104	364,89	
1100	1100 MULTISTRADA (KONIECZNY ADAPTER JT50B)			2007	2009	15	JTF741,15	82,66	42	JTA752,42	144,10	525	106	DID525ZVMX106	471,70	
														EK525ZVX2106	544,37	
														IRIS525FB106	371,91	
1100	1100 S HYPERMOTARD (KONIECZNY ADAPTER JT50B)			2008	2009	15	JTF741,15	82,66	42	JTA752,42	144,10	525	104	DID525ZVMX104	462,80	
														EK525ZVX2104	534,10	
														IRIS525FB104	364,89	

Poj. [cm3]	Model	Kod	Kraj	Rok od	Rok do	Zębatka przód			Zębatka tył			Łańcuch			
						JT			JT / Supersprox			DID / EK / IRIS / JT			
						L.Z.	Nr katalogowy	Cena	L.Z.	Nr katalogowy	Cena	Szer.	Dł.	Nr katalogowy	Cena
1100	1100 S HYPERMOTARD (KONIECZNY ADAPTER JT50B)			2008	2009									IRIS525FB104	364,89
														JTC525X1R104	241,03
				2009		15	JTF741,15	82,66	39	JTA752,39	144,10	525	104	DID525ZVMX104	462,80
1100	1100 S MONSTER (KONIECZNY ADAPTER JT50B)													EK525ZVX2104	534,10
														IRIS525FB104	364,89
														JTC525X1R104	241,03
				2010		15	JTF741,15	82,66	39	JTA752,39	144,10	525	104	DID525ZVMX104	462,80
1100	1100 S MONSTER (KONIECZNY ADAPTER JT50B)													EK525ZVX2104	534,10
														IRIS525FB104	364,89
														JTC525X1R104	241,03
				2007	2009	15	JTF741,15	82,66	42	JTA752,42	144,10	525	106	DID525ZVMX106	471,70
1100	1100 S MULTISTRADA (KONIECZNY ADAPTER JT50B)													EK525ZVX2106	544,37
														IRIS525FB106	371,91
														JTC525X1R106	245,66
				2009		15	JTF741,15	82,66	38	JTA761,38	148,01	525	98	DID525ZVMX98	436,10
1198	1198 (KONIECZNY ADAPTER JT760B)													EK525ZVX298	503,28
														IRIS525FB98	343,84
														JTC525X1R98	227,12
1198	1198 (KONIECZNY ADAPTER JT760B)			2010		15	JTF741,15	82,66	38	JTA761,38	148,01	525			
				2010		15	JTF741,15	82,66	38	JTA761,38	148,01	525	98	DID525ZVMX98	436,10
1198	1198 R CORSE SE													EK525ZVX298	503,28
														IRIS525FB98	343,84
														JTC525X1R98	227,12
				2009		15	JTF741,15	82,66	38	JTA761,38	148,01	525	98	DID525ZVMX98	436,10
1198	1198 S (KONIECZNY ADAPTER JT760B)													EK525ZVX298	503,28
														IRIS525FB98	343,84
														JTC525X1R98	227,12
1198	1198 S (KONIECZNY ADAPTER JT760B)			2010		15	JTF741,15	82,66	38	JTA761,38	148,01	525			
1198	1198 S CORSE SE			2010		15	JTF741,15	82,66	38	JTA761,38	148,01	525			
				2010								50	108	DID50(530) ZVMX108	559,44
1200	1200 MULTISTRADA													EK530ZVX2108	567,83
														IRIS530FB108	387,31
														JTC530X1R108	272,65
				2010								50	108	DID50(530) ZVMX108	559,44
1200	1200 S MULTISTRADA													EK530ZVX2108	567,83
														IRIS530FB108	387,31
														JTC530X1R108	272,65
				2010								50	108	DID50(530) ZVMX108	559,44
1200	1200 S MULTISTRADA TOURING													EK530ZVX2108	567,83
														IRIS530FB108	387,31
														JTC530X1R108	272,65
FANTIC															
50	50 CABALLERO CASA			2006	2008	11	JTF1120,11	28,14				420	136	DID420D136	68,00
														EK420136	43,53
														IRIS420RX136	73,60
														JTC420HDR136	56,28
				2006	2008	11	JTF1120,11	28,14				420	136	DID420D136	68,00
50	50 CABALLERO SM													EK420136	43,53
														IRIS420RX136	73,60
														JTC420HDR136	56,28
GAS GAS															
50	50 ROOKIE			2002	2005				52	JTR1131,52	60,34	420	130	DID420D130	65,00
														EK4205H130	122,99
														IRIS420RX130	70,36
														JTC420HDR130	53,80
				2003	2010	13	JTF564,13	32,74	48	JTR822,48	108,24	520	112	DID520VT2112	347,20
125	125 EC									SX6143.822,48	230,06			EK520SRX112	307,27
										SX239.822,48	125,38			IRIS520HTP112	290,83
										SX231.822,48	98,11			JTC520X1R112	225,58
				2000	2002				52	JTR822,52	111,92	520	118	DID520VT2118	365,80
125	125 ENDURO									SX6143.822,52	230,06			EK520SRX118	323,73
										SX239.822,52	125,38			IRIS520HTP118	306,41
										SX231.822,52	98,11			JTC520X1R118	237,66
				2000	2002	13	JTF715,13	70,14	51	JTR822,51	111,92	520	116	DID520VT2116	359,60
200	200 EC									SX6143.822,51	230,06			EK520SRX116	318,24
										SX239.822,51	125,38			IRIS520HTP116	301,22
										SX231.822,51	98,11			JTC520X1R116	233,63
				2003	2009	13	JTF715,13	70,14	51	JTR822,51	111,92	520	114	DID520VT2114	353,40
200	200 EC									SX6143.822,51	230,06			EK520SRX114	312,75
										SX239.822,51	125,38			IRIS520HTP114	296,03
										SX231.822,51	98,11			JTC520X1R114	229,60
				2010		13	JTF715,13	70,14				520			
200	200 EC									SX6143.822,51	230,06				
										SX239.822,51	125,38				
										SX231.822,51	98,11				
				2000		13	JTF715,13	70,14	47	JTR822,47	106,67	520	114	DID520VT2114	353,40
250	250 EC									SX6143.822,47	230,06			EK520SRX114	312,75
										SX239.822,47	125,38			IRIS520HTP114	296,03
										SX231.822,47	98,11			JTC520X1R114	229,60
				2001	2010	13	JTF715,13	70,14	48	JTR822,48	108,24	520	112	DID520VT2112	347,20
250	250 EC / MC									SX6143.822,48	230,06			EK520SRX112	307,27
										SX239.822,48	125,38			IRIS520HTP112	290,83
										SX231.822,48	98,11			JTC520X1R112	225,58
				2000		13	JTF715,13	70,14	47	JTR822,47	106,67	520	114	DID520VT2114	353,40
300	300 EC									SX6143.822,47	230,06			EK520SRX114	312,75
										SX239.822,47	125,38			IRIS520HTP114	296,03
										SX231.822,47	98,11			JTC520X1R114	229,60
				2001	2010	13	JTF715,13	70,14	48	JTR822,48	108,24	520	114	DID520VT2114	353,40
300	300 EC / MC									SX6143.822,48	230,06			EK520SRX114	312,75
										SX239.822,48	125,38			IRIS520HTP114	296,03
										SX231.822,48	98,11			JTC520X1R114	229,60
				2000		13	JTF715,13	70,14	48	JTR822,48	108,24	520	116	DID520VT2116	359,60
400	400 EC FSE									SX6143.822,48	230,06			EK520SRX116	318,24
										SX239.822,48	125,38			IRIS520HTP116	301,22
										SX231.822,48	98,11			JTC520X1R116	233,63
				2003	2004	13	JTF715,13	70,14	42	JTR822,42	99,09	520	112	DID520VT2112	347,20
400	400 SM FSE									SX6143.822,42	230,06			EK520SRX112	307,27
										SX239.822,42	125,38			IRIS520HTP112	290,83
										SX231.822,42	98,11			JTC520X1R112	225,58

Poj. [cm3]	Model	Kod	Kraj	Rok od	Rok do	Zębatka przód			Zębatka tył			Łańcuch			
						JT			JT / Supersprox			DID / EK / IRIS / JT			
						L.Z.	Nr katalogowy	Cena	L.Z.	Nr katalogowy	Cena	Szer.	Di.	Nr katalogowy	Cena
GAS GAS															
450	450 EC FSE			2003	2009	13	JTF715,13	70,14	48	JTR822,48	108,24	520	116	DID520VT2116	359,60
										SX6143.822,48	230,06			EK520SRX116	318,24
										SX239.822,48	125,38			IRIS520HTP116	301,22
450	450 SM			2009		13	JTF715,13	70,14	42	SX231.822,48	98,11			JTC520X1R116	233,63
										JTR822,42	99,09	520	108	DID520VT2108	334,80
										SX6143.822,42	230,06			EK520SRX108	296,29
450	450 SM FSE									SX239.822,42	125,38			IRIS520HTP108	280,44
										SX231.822,42	98,11			JTC520X1R108	217,52
				2003	2004	13	JTF715,13	70,14	42	JTR822,42	99,09	520	112	DID520VT2112	347,20
515	515 EC									SX6143.822,42	230,06			EK520SRX112	307,27
										SX239.822,42	125,38			IRIS520HTP112	290,83
										SX231.822,42	98,11			JTC520X1R112	225,58
515	515 SM			2009		13	JTF715,13	70,14	48	JTR822,48	108,24	520			
										SX6143.822,48	230,06			EK520SRX108	296,29
										SX239.822,42	125,38			IRIS520HTP108	280,44
GENERIC															
50	50 TRIGGER SM			2007	2009	11	JTF1120,11	28,14				420	128	DID420D128	64,00
														EK420128	40,97
														IRIS420RX128	69,27
50	50 TRIGGER X			2009		11	JTF1120,11	28,14				420	136	JTC420HDR128	52,97
														DID420D136	68,00
														EK420136	43,53
GILERA															
50	50 GP			2002	2003	12	JTF1127,12	22,46				420	132	DID420D132	66,00
														EK420132	42,25
														IRIS420RX132	71,44
50	50 RCR			2003	2005	13	JTF1127,13	22,46	53	JTR1131,53	69,27	420	130	JTC420HDR132	54,63
														DID420D130	65,00
														EK420130	41,61
50	50 RCR			2006		11	JTF1128,11	22,46	53	JTR1131,53	69,27	420	130	IRIS420RX130	70,36
														JTC420HDR130	53,80
														DID420D130	65,00
50	50 SMT			2003	2005	14	JTF1127,14	22,46	53	JTR1131,53	69,27	420	130	EK420130	41,61
														IRIS420RX130	70,36
														JTC420HDR130	53,80
50	50 SMT			2006		11	JTF1128,11	22,46	53	JTR1131,53	69,27	420	130	DID420D130	65,00
														EK420130	41,61
														IRIS420RX130	70,36
50	50 ZULU			2001	2002	12	JTF1127,12	22,46				420	124	JTC420HDR130	53,80
														DID420D124	62,00
														EK420124	39,69
125	125 APACHE			1991	1992				43	JTR606,43	93,84	520	114	IRIS420RX124	67,11
														JTC420HDR124	51,32
														DID520VX114	294,12
125	125 COUGAR			2001		16	JTF264,16	15,86	46	JTR485,46	67,81	428		EK520MVXZ114	352,59
				1991	1992				40	JTR604,40	71,06	520	106	IRIS520HTP114	296,03
														JTC520X1R114	229,60
125	125 CRONO													DID520VX106	273,48
														EK520MVXZ106	327,85
														IRIS520HTP106	275,25
125	125 KK/KZ			1986	1989				46	JTR485,46	67,81	428	126	JTC520X1R106	213,49
														DID428VX126	280,98
														EK428SROZ126	257,50
125	125 MX 1													IRIS428HTP126	236,74
														JTC428HDR126	65,01
				1988	1989				38	JTR604,38	75,39	520	104	DID520VX104	268,32
125	125 MX/R													EK520MVXZ104	321,66
														IRIS520HTP104	270,06
														JTC520X1R104	209,46
125	125 R1/R1/S			1989	1991				38	JTR604,38	75,39	520	104	DID520VX104	268,32
														EK520MVXZ104	321,66
														IRIS520HTP104	270,06
125	125 RC RALLY			1988	1989				44	JTR5,44	94,49	520	110	JTC520X1R104	209,46
														DID520VX110	283,80
														EK520MVXZ110	340,22
125	125 RC TOP RALLY													IRIS520HTP110	285,64
														JTC520X1R110	221,55
				1987	1988				44	JTR602,44	90,06	520	114	DID520VX114	294,12
125	125 RRT NEBRASKA													EK520MVXZ114	352,59
														IRIS520HTP114	296,03
														JTC520X1R114	229,60
125	125 RTX			1989	1992				43	JTR606,43	93,84	520	114	DID520VX114	294,12
														EK520MVXZ114	352,59
														IRIS520HTP114	296,03
125	125 SP/01			1987					52	JTR600,52	77,50	428	126	JTC520X1R114	229,60
														DID428VX126	280,98
														EK428SROZ126	257,50
125	125 SC													IRIS428HTP126	236,74
														JTC428HDR126	65,01
				1985	1988				52	JTR600,52	77,50	428	128	DID428VX128	285,44
125	125 SP/01													EK428SROZ128	261,58
														IRIS428HTP128	240,49
				2006	2008	16	JTF558,16	17,21				428		JTC428HDR128	66,04
125	125 SP/01			1988	1992				38	JTR604,38	75,39	520	106	DID520VX106	273,48
														EK520MVXZ106	327,85
														IRIS520HTP106	275,25
GAS GAS															
450	450 EC FSE			2003	2009	13	JTF715,13	70,14	48	JTR822,48	108,24	520	116	DID520VT2116	359,60
														EK520SRX116	318,24
														IRIS520HTP116	301,22
450	450 SM			2009		13	JTF715,13	70,14	42	SX231.822,48	98,11			JTC520X1R116	233,63
														DID520VT2108	334,80
														EK520SRX108	296,29
450	450 SM FSE									SX239.822,42	125,38			IRIS520HTP108	280,44
														JTC520X1R108	217,52
				2003	2004	13	JTF715,13	70,14	42	JTR822,42	99,09	520	112	DID520VT2112	347,20
515	515 EC									SX6143.822,42	230,06			EK520SRX112	307,27
														IRIS520HTP112	290,83
														JTC520X1R112	225,58
515	515 SM			2009		13	JTF715,13	70,14	42	JTR822,48	108,24	520			
														EK520SRX108	296,29
														IRIS520HTP108	280,44
GENERIC															
50	50 TRIGGER SM			2007	2009	11	JTF1120,11	28,14				420	128	DID420D128	64,00
														EK420128	40,97
														IRIS420RX128	69,27
50	50 TRIGGER X			2009		11	JTF1120,11	28,14				420	136	JTC420HDR128	52,97
														DID420D136	68,00
														EK420136	43,53
GILERA															
50	50 GP			2002	2003	12	JTF1127,12	22,46				420	132	DID420D132	66,00
														EK420132	42,25
														IRIS420RX132	71,44
50	50 RCR			2003	2005	13	JTF1127,13	22,46	53	JTR1131,53	69,27	420	130	JTC420HDR132	54,63
														DID420D130	65,00
														EK420130	41,61
50	50 RCR			2006		11	JTF1128,11	22,46	53	JTR1131,53	69,27	420	130	IRIS420RX130	70,36
														JTC420HDR130	53,80
														DID420D130	65,00
50	50 SMT			2003	2005	14	JTF1127,14	22,46	53	JTR1131,53	69,27	420	1		

Poj. [cm3]	Model	Kod	Kraj	Rok od	Rok do	Zębatka przód			Zębatka tył			Łańcuch			
						JT			JT / Supersprox			DID / EK / IRIS / JT			
						L.Z.	Nr katalogowy	Cena	L.Z.	Nr katalogowy	Cena	Szer.	Dł.		Cena
125	125 SP/02			1990	1992				38	JTR604,38	75,39	520	106	DID520VX106	273,48
														EK520MVXZ106	327,85
														IRIS520HTP106	275,25
125	125 XR/1			1988					44	JTR16,44	92,27	520	104	JTC520X1R106	213,49
														DID520VX104	268,32
														EK520MVXZ104	321,66
125	125 XR/2													IRIS520HTP104	270,06
														JTC520X1R104	209,46
				1989	1992				44	JTR604,44	84,21	520	104	DID520VX104	268,32
125	125 RV SPORT													EK520MVXZ104	321,66
														IRIS520HTP104	270,06
				1986	1990								428	126	JTC520X1R104
125	125RX ARIZONA TRAIL													DID428VX126	280,98
														EK428SROZ126	257,50
														IRIS428HTP126	236,74
200	200 RV			1986	1988				52	JTR600,52	77,50	428	128	JTC428HDR126	65,01
														DID428VX128	285,44
														EK428SROZ128	261,58
200	200 RX, ARIZONA													IRIS428HTP128	240,49
														JTC428HDR128	66,04
				1986	1988				40	JTR13,40	78,15	520	104	DID520VX104	268,32
350	350 ER, DAKOTA													EK520MVXZ104	321,66
														IRIS520HTP104	270,06
														JTC520X1R104	209,46
500	500 SATURNO			1985	1989				51	JTR610,51	117,17	520	108	DID520VX108	278,64
														EK520MVXZ108	334,03
														IRIS520HTP108	280,44
600	600 NORDWEST			1990	1993				43	JTR5,43	90,92	520	106	JTC520X1R108	217,52
														DID520VX106	273,48
														EK520MVXZ106	327,85
600	600 RC													IRIS520HTP106	275,25
				1992	1993				43	JTR611,43	106,78	520	108	JTC520X1R106	213,49
														DID520ZVMX108	432,00
600	600 RC/R													EK520ZVX108	456,56
														IRIS520FB108	369,99
				1989	1992				43	JTR245/2,43	83,34	520	106	JTC520X1R108	217,52
800	GP800													DID520ZVMX106	424,00
														EK520ZVX106	448,10
														IRIS520FB106	363,14
HARLEY-DAVIDSON															
883	XLH883 SPORTSTER			1984	1985	21	JTF884,21	103,10	48	JTR7082,48	272,66	50	110	DID50(530)VX110	356,40
														EK530MVXZ110	408,87
														IRIS530HTP110	298,78
883	XLH883 SPORTSTER													JTC530X1R110	277,69
				1986	1990	21	JTF884,21	103,10	48	JTR7086,48	149,80	50	110	DID50(530)VX110	356,40
														EK530MVXZ110	408,87
883	XLH883 SPORTSTER													IRIS530HTP110	298,78
														JTC530X1R110	277,69
				1991	1992	21	JTF989,21	121,23	48	JTR7086,48	149,80	50	110	DID50(530)VX110	356,40
1200	XLH1200 SPORTSTER													EK530MVXZ110	408,87
														IRIS530HTP110	298,78
														JTC530X1R110	277,69
1200	XLH1200 SPORTSTER			1984	1985	21	JTF884,21	103,10	48	JTR7082,48	272,66	50	110	DID50(530)ZVMX110	569,80
														EK530ZVX2110	578,35
														IRIS530FB110	394,48
1200	XLH1200 SPORTSTER													JTC530X1R110	277,69
				1986	1990	21	JTF884,21	103,10	48	JTR7086,48	149,80	50	110	DID50(530)ZVMX110	569,80
														EK530ZVX2110	578,35
1200	XLH1200 SPORTSTER													IRIS530FB110	394,48
														JTC530X1R110	277,69
				1991	1992	21	JTF989,21	121,23	48	JTR7086,48	149,80	50	110	DID50(530)ZVMX110	569,80
HMZ															
125	125 V2 CHOPPER					13	JTF410,13	8,52	48	JTR810,48	69,27	428	138	DID50(530)ZVMX110	569,80
														EK530ZVX2110	578,35
														IRIS530FB110	394,48
125	GS125					14	JTF410,14	46,11	43	JTR810,43	57,85	428	116	JTC530X1R110	277,69
														EK428SROZ116	237,06
														IRIS428HTP116	217,95
125	HMZ125 CRUISE I			1996		14	JTF426,14	15,10	48	JTR810,48	69,27	428	126	JTC428HDR116	59,85
														DID428VX126	280,98
														EK428SROZ126	257,50
125	HMZ125 CRUISE II													IRIS428HTP126	236,74
														JTC428HDR126	65,01
						14	JTF410,14	46,11	47	JTR810,47	61,64	428	126	DID428VX126	280,98
125	XR125													EK428SROZ126	257,50
														IRIS428HTP126	236,74
														JTC428HDR126	65,01
HMZ															
125	XR125					14	JTF410,14	46,11	47	JTR810,47	61,64	428	132	DID428VX132	294,36
														EK428SROZ132	257,50
														IRIS428HTP132	236,74

Poj. [cm3]	Model	Kod	Kraj	Rok od	Rok do	Zębatka przód			Zębatka tył			Łańcuch				
						L.Z.	Nr katalogowy	Cena	JT	JT / Supersprox	Cena	Szer.	Dł.	Nr katalogowy	Cena	
HMZ																
125	XRX125													EK428SROZ132	269,76	
														IRIS428HTP132	248,01	
														JTC428HDR132	68,10	
HONDA																
50	C50			1970	1975	13	JTF253,13	13,42	38	JTR256,38	59,75	420	98	DID420D98	49,00	
														EK42098	31,37	
														IRIS420RX98	53,04	
50	C50			1975	1980	13	JTF253,13	13,42	41	JTR257,41	41,78	420	98	JTC420HDR98	40,56	
														DID420D98	49,00	
														EK42098	31,37	
50	C50 C CUB			1982	1984	12	JTF252,12	12,93	40	JTR257,40	32,58	420	98	IRIS420RX98	53,04	
														JTC420HDR98	40,56	
														DID420D98	49,00	
50	C50 CUB		Japonia			13	JTF247,13	12,93	42	JTR1203,42	44,49	420	100	EK42098	31,37	
														IRIS420RX100	54,12	
														JTC420HDR100	41,39	
50	C50 E SUPER CUB			1984	1985	13	JTF252,13	13,42	41	JTR257,41	41,78	420	98	DID420D98	49,00	
														EK42098	31,37	
														IRIS420RX98	53,04	
50	C50 E,LAG			1988		13	JTF253,13	13,42	41	JTR257,41	41,78	420	98	JTC420HDR98	40,56	
														DID420D98	49,00	
														EK42098	31,37	
50	C50 GLX		Grecja	1991	1998	12	JTF252,12	12,93	42	JTR211,42	48,49	420	100	IRIS420RX98	53,04	
														JTC420HDR98	40,56	
														DID420D98	49,00	
50	C50 LAC,LAE			1982	1987	15	JTF253,15	13,42	40	JTR257,40	32,58	420	98	EK42098	31,37	
														IRIS420RX98	53,04	
														JTC420HDR98	40,56	
50	C50 Z2,ZZ,L			1980	1982	13	JTF253,13	13,42	40	JTR257,40	32,58	420	98	DID420D98	49,00	
														EK42098	31,37	
														IRIS420RX98	53,04	
50	CB50 J			1975	1982	12	JTF252,12	12,93	42	JTR256,42	65,11	420	104	JTC420HDR98	40,56	
														DID420D104	52,00	
														EK420104	33,29	
50	CB50 J		Niemcy	1977	1984	12	JTF252,12	12,93	42	JTR256,42	65,11	420	102	IRIS420RX104	56,28	
														JTC420HDR104	43,04	
														DID420D102	51,00	
50	CB50 V DREAM		AC15	Japonia		12	JTF252,12	12,93				420	112	EK420102	32,65	
														IRIS420RX102	55,20	
														JTC420HDR102	42,21	
50	CF50 CHALY			1979	1996	14	JTF253,14	13,42	38	JTR256,38	59,75	420	88	DID420D112	56,00	
														EK42088	28,17	
														IRIS420RX88	47,63	
50	CR50			1983	1985	14	JTF253,14	13,42	47	JTR1214,47	61,21	420	108	JTC420HDR88	36,42	
														DID420NZ3108	111,24	
														SX6143.1214,47	209,15	
50	CRF50 F-4,5,6,7,8,9			2004	2009	14	JTF1256,14	22,57	37	JTR1213,37	47,14	420	78	EK4205H108	102,17	
														SX239.1214,47	117,06	
														IRIS420RX108	58,45	
50	CRF50 F-A			2010		14	JTF1256,14	22,57	37	JTR1213,37	47,14	420	78	JTC420HDR108	44,70	
														DID420NZ378	80,34	
														EK4205H78	73,79	
50	CY50		Niemcy	1977	1984	13	JTF253,13	13,42	43	JTR256,43	65,11	420	118	IRIS420RX78	42,21	
														JTC420HDR78	32,28	
														DID420NZ378	80,34	
50	MB50 SA		Niemcy	1979	1983	12	JTF252,12	12,93	45	JTR239,45	51,41	420	104	EK4205H78	73,79	
														IRIS420RX78	42,21	
														JTC420HDR78	32,28	
50	MB50 SA			1980	1982	12	JTF252,12	12,93	45	JTR239,45	51,41	420	72	DID420NZ3104	107,12	
														EK4205H104	98,39	
														IRIS420RX106	57,37	
50	MBX50 SD,SF			1984	1986	12	JTF252,12	12,93	45	JTR239,45	51,41	420	72	JTC420HDR106	43,87	
														DID420NZ372	74,16	
														EK4205H72	68,12	
50	MBX50 SDF (40 KM/H)		Niemcy	1985		13	JTF253,13	13,42	43	JTR239,43	45,79	420	86	IRIS420RX108	58,45	
														JTC420HDR108	44,70	
														DID420NZ386	88,58	
50	MBX50 SDH (50 KM/H)		Niemcy	1987		13	JTF253,13	13,42	45	JTR239,45	51,41	420	86	EK4205H86	81,36	
														IRIS420RX118	63,86	
														JTC420HDR118	48,83	
50	MT50		Norwegia			12	JTF252,12	12,93	47	JTR239,47	51,41	420	86	DID420NZ386	88,58	
														EK4205H86	81,36	
														IRIS420RX108	58,45	
50	MT50 S			1980	1981	13	JTF253,13	13,42	45	JTR239,45	51,41	420	86	JTC420HDR108	44,70	
														DID420NZ386	88,58	
														EK4205H86	81,36	
50	MTX50		AD05	Niemcy	1982	1984	14	JTF253,14	13,42	47	JTR239,47	51,41	420	86	IRIS420RX108	58,45
														JTC420HDR108	44,70	
														DID420NZ386	88,58	

Poj. [cm3]	Model	Kod	Kraj	Rok od	Rok do	Zębatka przód			Zębatka tył			Łańcuch			
						JT			JT / Supersprox			DID / EK / IRIS / JT			
						L.Z.	Nr katalogowy	Cena	L.Z.	Nr katalogowy	Cena	Szer.	Dł.	Nr katalogowy	Cena
50	MTX50	AD05	Niemcy	1982	1984									EK420SH86	81,36
														IRIS420RX122	66,03
														JTC420HDR122	50,49
50	MTX50		Francja	1985	1990	14	JTF251,14	15,10	36	JTR239,36	32,63	420	100	DID420NZ3100	103,00
														EK420SH100	94,60
														IRIS420RX122	66,03
														JTC420HDR122	50,49
50	MTX50		Norwegia			12	JTF252,12	12,93	50	JTR239,50	47,73	420	128	DID420NZ3128	131,84
														EK420SH128	121,09
														IRIS420RX126	68,19
														JTC420HDR126	52,15
50	MTX50 S-C,E			1983	1985	12	JTF252,12	12,93	47	JTR239,47	51,41	420	128	DID420NZ3128	131,84
														EK420SH128	121,09
														IRIS420RX122	66,03
														JTC420HDR122	50,49
50	NSR50		Francja	1989	1993	15	JTF251,15	15,10	36	JTR216,36	37,67	420	126	DID420NZ3126	129,78
														EK420SH126	119,20
														IRIS420RX122	66,03
														JTC420HDR122	50,49
50	NSR50 H,J	AC10	Japonia			14	JTF253,14	13,42	40	JTR216,40	46,22	420	108	DID420NZ3108	111,24
														EK420SH108	102,17
														IRIS420RX106	57,37
														JTC420HDR106	43,87
50	NSR50 K,L,N,P,R,S	AC10	Japonia			14	JTF253,14	13,42	42	JTR216,42	51,25	420	112	DID420NZ3112	115,36
														EK420SH112	105,96
														IRIS420RX108	58,45
														JTC420HDR108	44,70
50	NSR50 S-K			1989		15	JTF253,15	13,42	45	JTR216,45	51,25	420	114	DID420NZ3114	117,42
														EK420SH114	107,85
														IRIS420RX116	62,78
														JTC420HDR116	48,01
50	NSR50 S-K		Niemcy	1989		13	JTF253,13	13,42	47	JTR216,47	55,64	420	116	DID420NZ3116	119,48
														EK420SH116	109,74
														IRIS420RX126	68,19
														JTC420HDR126	52,15
50	SS50 Z-B1			1979	1980	13	JTF253,13	13,42	42	JTR256,42	65,11	420	114	DID420NZ3114	117,42
														EK420SH114	107,85
														IRIS420RX98	53,04
														JTC420HDR98	40,56
50	SS50 Z-K1			1978		13	JTF253,13	13,42	41	JTR256,41	61,75	420	114	DID420NZ3114	117,42
														EK420SH114	107,85
														IRIS420RX98	53,04
														JTC420HDR98	40,56
50	ST50			1978		14	JTF253,14	13,42	41	JTR256,41	61,75	420	114	DID420NZ3114	117,42
														EK420SH114	107,85
														IRIS420RX96	51,95
														JTC420HDR96	39,73
50	ST50 G DAX		Niemcy	1974	1980	15	JTF253,15	13,42	38	JTR256,38	59,75	420	116	DID420NZ3116	119,48
														EK420SH116	109,74
														IRIS420RX90	48,71
														JTC420HDR90	37,25
50	ST50 J,K DAX			1988	1989	14	JTF249,14	12,93	41	JTR256,41	61,75	420	110	DID420NZ3110	113,30
														EK420SH110	104,07
														IRIS420RX88	47,63
														JTC420HDR88	36,42
50	ST50 J,K,L DAX		Niemcy	1987	1990	14	JTF249,14	12,93	40	JTR256,40	57,20	420	100	DID420NZ3100	103,00
														EK420SH100	94,60
														IRIS420RX88	47,63
														JTC420HDR88	36,42
50	ST50 L DAX			1990		15	JTF249,15	13,75	38	JTR256,38	59,75	420	110	DID420NZ3110	113,30
														EK420SH110	104,07
														IRIS420RX88	47,63
														JTC420HDR88	36,42
50	XL50			1977	1985	14	JTF253,14	13,42	43	JTR256,43	65,11	420	116	DID420NZ3116	119,48
														EK420SH116	109,74
50	XR50			2000	2003	14	JTF1256,14	22,57	37	JTR1213,37	47,14	420	116	DID420NZ3116	119,48
				2000	2003	14	JTF1256,14	22,57	37	JTR1213,37	47,14	420	116	DID420NZ3116	119,48
50	XR50									SX6143.1213,37	209,15			EK420SH116	109,74
										SX239.1213,37	117,06			IRIS420RX118	63,86
										SX231.1213,37	73,58			JTC420HDR118	48,83
50	Z50		Australia	1982	1994	13	JTF253,13	13,42	37	JTR255,37	47,46	420	124	DID420NZ3124	127,72
														EK420SH124	117,31
														IRIS420RX76	41,13
														JTC420HDR76	31,45
50	Z50 A MONKEY					13	JTF252,13	13,42	35	JTR255,35	43,78	420	124	DID420NZ3124	127,72
														EK420SH124	117,31
														IRIS420RX78	42,21
														JTC420HDR78	32,28
50	ZB50		Francja			15	JTF253,15	13,42	38	JTR256,38	59,75	420	120	DID420NZ3120	123,60
														EK420SH120	113,53
														IRIS420RX102	55,20
														JTC420HDR102	42,21
50	ZB50 B MONKEY		Niemcy	1992		14	JTF253,14	13,42	40	JTR256,40	57,20	420	126	DID420NZ3126	129,78
														EK420SH126	119,20
														IRIS420RX102	55,20
														JTC420HDR102	42,21
60	CR60			1985	1986	14	JTF253,14	13,42	45	JTR1214,45	61,21	420	88	DID630V88	391,60
										SX6143.1214,45	209,15				
										SX239.1214,45	117,06			IRIS420RX104	56,28
										SX231.1214,45	73,58			JTC420HDR104	43,04
70	ATC70			1976	1981	14	JTF253,14	13,42	35	JTR256,35	56,28	420	88	DID630V88	391,60
														IRIS420RX72	38,97
														JTC420HDR72	29,80
70	ATC70			1982	1985	13	JTF252,13	13,42	36	JTR256,36	56,99	420	88	DID630V88	391,60
														IRIS420RX72	38,97
														JTC420HDR72	29,80
70	C70			1975	1980	14	JTF253,14	13,42	39	JTR257,39	38,64	420	90	DID630V90	400,50
														IRIS420RX98	53,04
														JTC420HDR98	40,56
70	C70 E CUB			1983	1986	14	JTF253,14	13,42	36	JTR257,36	32,85	420	86	DID630V86	382,70
														IRIS420RX98	53,04
														JTC420HDR98	40,56
70	C70 Z2,ZZ,C			1980	1982	14	JTF253,14	13,42	36	JTR257,36	32,85	420	78	DID420NZ378	80,34
														EK420SH78	73,79

Poj. [cm3]	Model	Kod	Kraj	Rok od	Rok do	Zębatka przód			Zębatka tył			Łańcuch				
						JT			JT / Supersprox			DID / EK / IRIS / JT				
						Lz	Nr katalogowy	Cena	Lz	Nr katalogowy	Cena	Szer.	Dł.	Nr katalogowy	Cena	
HONDA																
70	C70 Z2,ZZ,C			1980	1982									IRIS420RX96	51,95	
														JTC420HDR96	39,73	
				1982	1985	14	JTF253,14	13,42	35	JTR256,35	56,28	420	104	DID420NZ3104	107,12	
70	CF70 CHALY													EK420SH104	98,39	
														IRIS420RX88	47,63	
														JTC420HDR88	36,42	
				2011		15	JTF1256,15	22,57	36	JTR1214,36	54,39	420	108	DID420NZ3108	111,24	
70	CRF70 F-									SX6143.1214,36	209,15			EK420SH108	102,17	
										SX239.1214,36	117,06			IRIS420RX86	46,54	
										SX231.1214,36	73,58			JTC420HDR86	35,59	
				2004	2009	15	JTF1256,15	22,57	36	JTR1214,36	54,39	420	110	DID420NZ3110	113,30	
70	CRF70 F-4,5,6,7,8,9									SX6143.1214,36	209,15			EK420SH110	104,07	
										SX239.1214,36	117,06			IRIS420RX86	46,54	
										SX231.1214,36	73,58			JTC420HDR86	35,59	
				2010		15	JTF1256,15	22,57	36	JTR1214,36	54,39	420	102	DID420NZ3102	105,06	
70	CRF70 F-A									SX6143.1214,36	209,15			EK420SH102	96,50	
										SX239.1214,36	117,06			IRIS420RX86	46,54	
										SX231.1214,36	73,58			JTC420HDR86	35,59	
			Francja	1982	1983	15	JTF253,15	13,42	33	JTR256,33	59,53	420	112	DID420NZ3112	115,36	
70	ST70													EK420SH112	105,96	
														IRIS420RX84	45,46	
														JTC420HDR84	34,76	
			Francja	1982	1998	15	JTF253,15	13,42	35	JTR256,35	56,28	420	120	DID420NZ3120	123,60	
70	ST70 DAX													EK420SH120	113,53	
														IRIS420RX86	46,54	
														JTC420HDR86	35,59	
			Francja			15	JTF253,15	13,42	38	JTR256,38	59,75	420	118	DID420NZ3118	121,54	
70	ST70 DAX AM K3													EK420SH118	111,63	
														IRIS420RX98	53,04	
														JTC420HDR98	40,56	
			Niemcy	1977	1980	15	JTF253,15	13,42	35	JTR256,35	56,28	420	118	DID420NZ3118	121,54	
70	ST70 G2 DAX													EK420SH118	111,63	
														IRIS420RX88	47,63	
														JTC420HDR88	36,42	
				1978		14	JTF253,14	13,42	38	JTR256,38	59,75	420	120	DID420NZ3120	123,60	
70	ST70 K,G													EK420SH120	113,53	
														IRIS420RX88	47,63	
														JTC420HDR88	36,42	
				1986	1987	13	JTF252,13	13,42	36	JTR256,36	56,99	420	120	DID420NZ3120	123,60	
70	TRX70													EK420SH120	113,53	
														IRIS420RX72	38,97	
														JTC420HDR72	29,80	
				1997	1999	15	JTF253,15	13,42	36	JTR1214,36	54,39	420	126	DID420NZ3126	129,78	
70	XR70 RV,RW,RX									SX6143.1214,36	209,15			EK420SH126	119,20	
										SX239.1214,36	117,06			IRIS420RX86	46,54	
										SX231.1214,36	73,58			JTC420HDR86	35,59	
				2000	2003	15	JTF1256,15	22,57	36	JTR1214,36	54,39	420	120	DID420NZ3120	123,60	
70	XR70 RY,R-1,R-2,R-3									SX6143.1214,36	209,15			EK420SH120	113,53	
										SX239.1214,36	117,06			IRIS420RX86	46,54	
										SX231.1214,36	73,58			JTC420HDR86	35,59	
				1984		15	JTF253,15	13,42	36	JTR239,36	32,63	420	126	DID420NZ3126	129,78	
75	MBX75													EK420SH126	119,20	
														IRIS420RX116	62,78	
														JTC420HDR116	48,01	
			Hiszpania			15	JTF253,15	13,42	36	JTR214,36	44,22	420	120	DID420NZ3120	123,60	
75	MBX75									SX6143.214,36	209,15			EK420SH120	113,53	
										SX239.214,36	117,06			IRIS420RX116	62,78	
										SX231.214,36	73,58			JTC420HDR116	48,01	
				1987		15	JTF253,15	13,42	47	JTR239,47	51,41	420	126	DID420NZ3126	129,78	
75	MTX75													EK420SH126	119,20	
														IRIS420RX122	66,03	
														JTC420HDR122	50,49	
				1990		15	JTF253,15	13,42	36	JTR216,36	37,67	420	126	DID420NZ3126	129,78	
75	NSR75													EK420SH126	119,20	
														IRIS420RX116	62,78	
														JTC420HDR116	48,01	
				1992		15	JTF249,15	13,75	37	JTR216,37	44,22	420	118	DID420NZ3118	121,54	
75	NSR75 N (NS1)													EK420SH118	111,63	
														IRIS420RX126	68,19	
														JTC420HDR126	52,15	
				1977	1980	15	JTF253,15	13,42	36	JTR256,36	56,99	420	124	DID420NZ3124	127,72	
75	XL75													EK420SH124	117,31	
														IRIS420RX94	50,87	
														JTC420HDR94	38,90	
				1974	1978	14	JTF252,14	13,42	46	JTR256,46	73,60	420	130	DID420NZ3130	133,90	
75	XR75 K1-K5													EK420SH130	122,99	
														IRIS420RX100	54,12	
														JTC420HDR100	41,39	
				1987	1995	15	JTF1257,15	20,78	49	JTR217,49	69,27	428	120	DID420NZ3120	123,60	
80	CR80 R KONWERSJA 428													EK420SH120	113,53	
														IRIS428RX114	86,37	
														JTC428HDR114	58,82	
				1996	2002	15	JTF1257,15	20,78	49	JTR217,49	69,27	428	126	DID420NZ3126	129,78	
80	CR80 R KONWERSJA 428													EK420SH126	119,20	
														IRIS428RX116	87,89	
														JTC428HDR116	59,85	
				1996	2002	15	JTF1257,15	20,78	55	JTR217,55	84,43	428	124	DID420NZ3124	127,72	
80	CR80 R2 EXPERT KONWERSJA 428													EK420SH124	117,31	
														IRIS428RX126	95,47	
														JTC428HDR126	65,01	
				1985		14	JTF253,14	13,42	54	JTR239,54	47,73	420	124	DID420NZ3124	127,72	
80	CR80 R2F													EK420SH124	117,31	
														IRIS420RX128	69,27	
														JTC420HDR128	52,97	
				1986		14	JTF1256,14	22,57	54	JTR239,54	47,73	420	124	DID420NZ3124	127,72	
80	CR80 R2G													EK420SH124	117,31	
														IRIS420RX128	69,27	
														JTC420HDR128	52,97	
				1996	2002	15	JTF1256,15	22,57	55	JTR215,55	73,17	420	124	DID420NZ3124	127,72	
80	CR80 R2-T,V,W,X															

Poj. [cm3]	Model	Kod	Kraj	Rok od	Rok do	Zębatka przód			Zębatka tył			Łańcuch			
						Lz	Nr katalogowy	Cena	Lz	Nr katalogowy	Cena	Szer.	Dł.	DID / EK / IRIS / JT	Cena
80	CR80 RA			1980		14	JTF253,14	13,42	47	JTR239,47	51,41	420	124	DID420NZ3124	127,72
														EK420SH124	117,31
														IRIS420RX108	58,45
														JTC420HDR108	44,70
80	CR80 RB			1981		14	JTF253,14	13,42	47	JTR239,47	51,41	420	124	DID420NZ3124	127,72
														EK420SH124	117,31
														IRIS420RX112	60,61
														JTC420HDR112	46,35
80	CR80 RC			1982		14	JTF253,14	13,42	47	JTR1214,47	61,21	420	126	DID420NZ3126	129,78
										SX6143.1214,47	209,15			EK420SH126	119,20
										SX239.1214,47	117,06			IRIS420RX114	61,70
										SX231.1214,47	73,58			JTC420HDR114	47,18
80	CR80 RD,RE			1983	1984	14	JTF253,14	13,42	49	JTR1214,49	67,92	420	84	DID630V84	373,80
										SX6143.1214,49	209,15				
										SX239.1214,49	117,06			IRIS420RX116	62,78
										SX231.1214,49	73,58			JTC420HDR116	48,01
80	CR80 RF			1985		15	JTF253,15	13,42	49	JTR215,49	63,43	420	88	DID630V88	391,60
										SX6143.209,49	209,15			IRIS420RX114	61,70
										SX239.209,49	117,06			JTC420HDR114	47,18
										SX231.209,49	73,58				
80	CR80 RG			1986		15	JTF1256,15	22,57	49	JTR215,49	63,43	420	88	DID630V88	391,60
										SX6143.209,49	209,15			IRIS420RX114	61,70
										SX239.209,49	117,06			JTC420HDR114	47,18
										SX231.209,49	73,58				
80	CR80 RG KONWERSJA 428			1986		15	JTF1257,15	20,78	49	JTR217,49	69,27	428	94	DID630V94	418,30
														IRIS428RX114	86,37
														JTC428HDR114	58,82
80	CR80 RH,RJ,RK,RL,RM,RN,RP,RR, RS			1987	1995	15	JTF1256,15	22,57	49	JTR215,49	63,43	420	98	DID630V98	436,10
										SX6143.209,49	209,15			IRIS420RX114	61,70
										SX239.209,49	117,06			JTC420HDR114	47,18
										SX231.209,49	73,58				
80	CR80 RT,RV,RW,RX,RY,R-1,R-2			1996	2002	15	JTF1256,15	22,57	49	JTR215,49	63,43	420	88	DID630V88	391,60
										SX6143.209,49	209,15			IRIS420RX116	62,78
										SX239.209,49	117,06			JTC420HDR116	48,01
										SX231.209,49	73,58				
80	CRF80 F-4,5,6,7,8,9			2004	2009	14	JTF252,14	13,42	46	JTR1214,46	61,21	420	84	DID630V84	373,80
										SX6143.1214,46	209,15			IRIS420RX110	59,53
										SX239.1214,46	117,06			JTC420HDR110	45,52
										SX231.1214,46	73,58				
80	CY80	Francja				15	JTF253,15	13,42	35	JTR256,35	56,28	420	88	DID630V88	391,60
														IRIS420RX92	49,79
														JTC420HDR92	38,07
80	CY80	Francja				15	JTF253,15	13,42	33	JTR256,33	59,53	420	84	DID630V84	373,80
														IRIS420RX90	48,71
														JTC420HDR90	37,25
80	CY80 Z	Niemcy	1981		15	JTF253,15	13,42	42	JTR256,42	65,11	420	92	DID630V92	409,40	
		Francja			15	JTF253,15	13,42	42	JTR239,42	41,35	420	92	DID630V92	409,40	
														IRIS420RX106	57,37
														JTC420HDR106	43,87
80	MB80	HC01	Niemcy	1980	1983	15	JTF253,15	13,42	40	JTR239,40	33,83	420	94	DID630V94	418,30
														IRIS420RX106	57,37
														JTC420HDR106	43,87
80	MB80 S-A			1980		15	JTF253,15	13,42	45	JTR239,45	51,41	420	98	DID630V98	436,10
														IRIS420RX106	57,37
														JTC420HDR106	43,87
80	MBX80	Francja	1983		13	JTF253,13	13,42	36	JTR239,36	32,63	420	92	DID630V92	409,40	
														IRIS420RX114	61,70
														JTC420HDR114	47,18
80	MBX80 FWD,FWF	Niemcy	1983		15	JTF253,15	13,42	38	JTR239,38	36,42	420	92	DID630V92	409,40	
														IRIS420RX116	62,78
														JTC420HDR116	48,01
80	MBX80 FWD,FWF		1983	1986	15	JTF253,15	13,42	36	JTR239,36	32,63	420	94	DID630V94	418,30	
														IRIS420RX116	62,78
														JTC420HDR116	48,01
80	MCX80 SD	HC05	Niemcy	1982	1987	15	JTF253,15	13,42	38	JTR239,38	36,42	420	96	DID630V96	427,20
														IRIS420RX112	60,61
														JTC420HDR112	46,35
80	MT80	Francja			15	JTF253,15	13,42	40	JTR239,40	33,83	420	96	DID630V96	427,20	
														IRIS420RX106	57,37
														JTC420HDR106	43,87
80	MT80 SA	HC02		1980		15	JTF253,15	13,42	38	JTR239,38	36,42	420	98	DID630V98	436,10
														IRIS420RX104	56,28
														JTC420HDR104	43,04
80	MTX80	Francja			15	JTF253,15	13,42	45	JTR239,45	51,41	420	98	DID630V98	436,10	
														IRIS420RX120	64,94
														JTC420HDR120	49,66
80	MTX80 C	HC06	Niemcy	1982		15	JTF253,15	13,42	42	JTR239,42	41,35	420	98	DID630V98	436,10
														IRIS420RX120	64,94
														JTC420HDR120	49,66
80	MTX80 RFD,RFF		1983	1986	15	JTF253,15	13,42	42	JTR239,42	41,35	420	100	DID630V100	445,00	
														IRIS420RX122	66,03
														JTC420HDR122	50,49
80	MTX80 RII (R2)	Niemcy	1987		15	JTF274,15	15,10	45	JTR241,45	60,34	428	98	DID630V98	436,10	
														IRIS428RX126	95,47
														JTC428HDR126	65,01
80	MTX80 RSD	HC08	Niemcy	1983		15	JTF253,15	13,42	45	JTR239,45	51,41	420	64	DID420NZ364	65,92
														EK420SH64	60,55
														IRIS420RX124	67,11
														JTC420HDR124	51,32
80	NSR80 J	HC06	Japonia						37	JTR216,37	44,22	420	78	DID420NZ378	80,34
														EK420SH78	73,79
														IRIS420RX104	56,28
														JTC420HDR104	43,04
80	XR80 R-A,B,C,D,E		1979	1984	14	JTF252,14	13,42	46	JTR256,46	73,60	420	92	DID420NZ392	94,76	
														EK420SH92	87,04
														IRIS420RX100	54,12
														JTC420HDR100	41,39
80	XR80 R-F,G,H,J,K,L,M,N,P,R,S,T,V,X,Y,1,2,3		1985	2003	14	JTF252,14	13,42	46	JTR1214,46	61,21	420	104	DID420NZ3104	107,12	
										SX6143.1214,46					

Poj. [cm3]	Model	Kod	Kraj	Rok od	Rok do	Zębatka przód			Zębatka tył			Łańcuch				
						JT			JT / Supersprox			DID / EK / IRIS / JT				
						Lz	Nr katalogowy	Cena	Lz	Nr katalogowy	Cena	Szer.	Dł.	Nr katalogowy	Cena	
HONDA																
85	CR85 R-3,4			2003	2004					SX231.209,50	73,58			JTC420HDR116	48,01	
85	CR85 R-3,4 KONWERSJA 428			2003	2004	15	JTF1257,15	20,78	50	JTR217,50	64,84	428	124	DID420NZ3124	127,72	
														EK420SH124	117,31	
														IRIS428RX116	87,89	
85	CR85 R-5,6,7			2005	2007	15	JTF1256,15	22,57	49	JTR215,49	63,43	420	96	JTC428HDR116	59,85	
										SX6143.209,49	209,15			IRIS420RX116	62,78	
										SX239.209,49	117,06			JTC420HDR116	48,01	
85	CR85 R-5,6,7 KONWERSJA 428			2005	2007	15	JTF1257,15	20,78	49	SX231.209,49	73,58					
										JTR217,49	69,27	428	96	DID630V96	427,20	
														IRIS428RX116	87,89	
85	CR85 RB-3,4 EXPERT			2003	2004	15	JTF1256,15	22,57	56	JTR215,56	73,17	420	96	JTC428HDR116	59,85	
										SX6143.209,56	209,15			DID630V96	427,20	
										SX239.209,56	117,06			IRIS420RX124	67,11	
85	CR85 RB-3,4 EXPERT KONWERSJA 428			2003	2004	15	JTF1257,15	20,78	56	SX231.209,56	73,58			JTC420HDR124	51,32	
										JTR217,56	84,43	428	96	DID630V96	427,20	
														IRIS428RX124	93,95	
85	CR85 RB-5,6,7 EXPERT			2005	2007	15	JTF1256,15	22,57	55	JTR215,55	73,17	420	96	JTC428HDR124	63,98	
										SX6143.209,55	209,15			DID630V96	427,20	
										SX239.209,55	117,06			IRIS420RX124	67,11	
85	CR85 RB-5,6,7 EXPERT KONWERSJA 428			2005	2007	15	JTF1257,15	20,78	55	SX231.209,55	84,43	428	102	JTC420H102	453,90	
														IRIS428RX124	93,95	
														JTC428HDR124	63,98	
90	ATC90 K1,K2,K3			1973	1978							428	96	DID630V96	427,20	
														IRIS428RX86	65,16	
														JTC428HDR86	44,37	
90	C90 CUB			1984	2002	15	JTF253,15	13,42	39	JTR211,39	41,35	420	102	DID630V102	453,90	
														IRIS420RX98	53,04	
														JTC420HDR98	40,56	
90	C90 Z2,ZZ,C			1975	1982	14	JTF264,14	13,85	40	JTR262,40	38,05	428	96	DID630V96	427,20	
														IRIS428RX100	75,77	
														JTC428HDR100	51,59	
90	CE90					14	JTF264,14	13,85	40	JTR262,40	38,05	428	98	DID630V98	436,10	
														IRIS428RX100	75,77	
														JTC428HDR100	51,59	
90	CT90 KZ - K9	Australia	1975	1979				45	JTR809/2,45	61,43	428	96	DID630V96	427,20		
														IRIS428RX104	78,80	
														JTC428HDR104	53,66	
90	EZ 90 CUB			1990	1992	14	JTF259,14	13,85				428	90	DID420NZ390	92,70	
														EK420SH90	85,14	
														IRIS428RX100	75,77	
90	EZ 90 CUB			1993	1996	15	JTF264,15	15,75	35	JTR269,35	37,45	428	98	JTC428HDR100	51,59	
														DID420NZ398	100,94	
														EK420SH98	92,71	
90	TRX90 FOURTRAX			1993	2008	13	JTF277,13	15,10	50	JTR1355,50	86,32	428	98	IRIS428RX102	77,28	
														JTC428HDR102	52,63	
														DID420NZ398	100,94	
90	TRX90 X			2009		13	JTF277,13	15,10	50	JTR1355,50	86,32	428	84	EK420SH98	92,71	
														IRIS428RX98	74,25	
														JTC428HDR98	50,56	
100	C100 ASTRA	Indonezja	1991	1998	14	JTF274,14	14,29	36	JTR263,36	39,35	428	84	DID420NZ384	86,52		
														EK420SH84	79,47	
														IRIS428RX100	75,77	
100	C100 DREAM	Tajlandia	1997	1998	14	JTF274,14	14,29	36	JTR263,36	39,35	428	86	JTC428HDR100	51,59		
														DID420NZ386	88,58	
														EK420SH86	81,36	
100	CB100			1976	1977	14	JTF259,14	13,85	37	JTR269,37	42,43	428	86	IRIS428RX100	75,77	
														JTC428HDR100	51,59	
														DID420NZ386	88,58	
100	CB100 NA			1978	1986	14	JTF259,14	13,85	37	JTR269,37	42,43	428	104	EK420SH86	81,36	
														IRIS428RX102	77,28	
														JTC428HDR102	52,63	
100	CRF100 F-4,5,6,7,8,9			2004	2009	14	JTF274,14	14,29	50	JTR1204,50	76,15	428	90	DID420NZ3104	107,12	
														EK420SH104	98,39	
														IRIS428RX100	75,77	
100	CRF100 F-A			2010					50	JTR1204,50	76,15	428	90	JTC428HDR100	51,59	
														DID420NZ390	92,70	
											SX6143.1204,50	209,15			EK420SH90	85,14
100	H100 A													IRIS428RX118	89,41	
											SX239.1204,50	117,06			JTC428HDR118	60,88
											SX231.1204,50	83,44			DID630V90	400,50
100	H100 SD,S2G,SJ			1982	1983	15	JTF274,15	15,10	35	JTR269,35	37,45	428	90	IRIS428RX118	89,41	
														JTC428HDR118	60,88	
														DID428D108	65,88	
100	SUPRA 100	Indonezja			15	JTF273,15	15,10	40	JTR263,40	41,02	428	104	EK428108	35,80		
														IRIS428RX108	81,83	
														JTC428HDR108	55,72	
100	XL100 SA,SZ			1978	1980	15	JTF274,15	15,10	44	JTR269,44	56,99	428	118	DID428D104	63,44	
														EK428104	34,47	
														IRIS428RX104	78,80	
100	XL100 SB,SC,SD,SE PEG													JTC428HDR104	53,66	
														DID428NZ118	165,20	
														EK428SHDR118	144,60	
100	XR100 R-F,G,H,J,K,L,M,N,P,R,S,T,V,W,X,Y,1,2,3			1981	1983	15	JTF274,15	15,10	42	JTR999,42	63,10	428	118	IRIS428RX118	89,41	
														JTC428HDR118	60,88	
														DID428NZ118	165,20	
100				1985	2003	14	JTF274,14	14,29	50	JTR1204,50	76,15	428	118	EK4285HDR118	144,60	
														IRIS428RX118	89,41	
											SX6143.1204,50	209,15			JTC428HDR118	60,88

Poj. [cm3]	Model	Kod	Kraj	Rok od	Rok do	Zębatka przód			Zębatka tył				Łańcuch	
						JT			JT / Supersprox				DID / EK / IRIS / JT	
						Lz	Nr katalogowy	Cena	Lz	Nr katalogowy	Cena	Szer.	Dł.	Cena
100	XR100 R-F,G,H,J,K,L,M,N,P,R,S,T,V,W,X,Y,1,2,3			1985	2003					SX239.1204,50	117,06			IRIS428RX118 89,41
										SX231.1204,50	83,44			JTC428HDR118 60,88
			Australia	1999	2000	15	JTF1263,15	14,88	45	JTR264,45	60,34	428	104	DID428D104 63,44
110	CT110													EK428104 34,47
														IRIS428RX104 78,80
														JTC428HDR104 53,66
				1981	1986				45	JTR999,45	73,28	428	104	DID428D104 63,44
110	CT110 B,D,G													EK428104 34,47
														IRIS428RX104 78,80
														JTC428HDR104 53,66
110	CT110 G,H,K,L,M,N,P			1986	1994	15	JTF1263,15	14,88	45	JTR263,45	60,34	428	104	DID428D104 63,44
														EK428104 34,47
														IRIS428RX104 78,80
														JTC428HDR104 53,66
110	CT110 Z,A,B,C,D			1979	1983	15	JTF1263,15	14,88	45	JTR999,45	73,28	428	104	DID428D104 63,44
														EK428104 34,47
														IRIS428RX104 78,80
														JTC428HDR104 53,66
125	ANF125 INNOVA	JC37		2003	2010	14	JTF249,14	12,93	35	JTR212,35	39,89	420	104	DID420D104 52,00
														EK420104 33,29
														IRIS420RX104 56,28
														JTC420HDR104 43,04
125	ATC125 M			1984	1985							428	92	DID428NZ92 128,80
														EK428SHDR92 112,74
														IRIS428RX92 69,71
														JTC428HDR92 47,47
125	ATC125 M			1986	1987							428	96	DID428NZ96 134,40
														EK428SHDR96 117,64
														IRIS428RX96 72,74
														JTC428HDR96 49,53
125	CA125 S REBEL			1995	2001	13	JTF270,13	48,06	39	JTR273,39	82,53	520	112	DID520VX112 288,96
														EK520MVXZ112 346,40
														IRIS520HTP112 290,83
														JTC520X1R112 225,58
125	CA125 S REBEL		Francja	1995	2000	13	JTF329,13	37,45	39	JTR273,39	82,53	520	112	DID520VX112 288,96
														EK520MVXZ112 346,40
														IRIS520HTP112 290,83
														JTC520X1R112 225,58
125	CA125 S REBEL (80KM/H)		Niemcy	1995	2000	13	JTF270,13	48,06	42	JTR273,42	87,67	520	112	DID520VX112 288,96
														EK520MVXZ112 346,40
														IRIS520HTP112 290,83
														JTC520X1R112 225,58
125	CB125 J/N			1978	1979	15	JTF259,15	14,29	37	JTR269,37	42,43	428	100	DID428VX100 223,00
														EK428SROZ100 204,36
														IRIS428HTP100 187,89
														JTC428HDR100 51,59
125	CB125 RS-D			1983	1986	15	JTF259,15	14,29	38	JTR269,38	43,57	428	108	DID428VX108 240,84
														EK428SROZ108 220,71
														IRIS428HTP108 202,92
														JTC428HDR108 55,72
125	CB125 S			1975	1979	15	JTF259,15	14,29	40	JTR269,40	43,73	428	102	DID428D102 62,22
														EK428102 33,81
														IRIS428RX102 77,28
														JTC428HDR102 52,63
125	CB125 T/T2 TA,TB,TZ			1978	1982	15	JTF259,15	14,29	39	JTR269,39	46,27	428	112	DID428VX112 249,76
														EK428SROZ112 228,89
														IRIS428HTP112 210,43
														JTC428HDR112 57,78
125	CB125 TDC,TDE		Europa	1982	1988	15	JTF259,15	14,29	40	JTR269,40	43,73	428	120	DID428VX120 267,60
														EK428SROZ120 245,23
														IRIS428HTP120 225,46
														JTC428HDR120 61,91
125	CB125 TDC,TDE,TDJ			1982	1988	15	JTF259,15	14,29	42	JTR269,42	51,41	428	122	DID428VX122 272,06
														EK428SROZ122 249,32
														IRIS428HTP122 229,22
														JTC428HDR122 62,94
125	CBF125 M9,MA			2009	2010	16	JTF1264,16	15,75	42	JTR1219,42	tel.	428	118	DID428VX118 263,14
														EK428SROZ118 241,15
														IRIS428HTP118 221,71
														JTC428HDR118 60,88
125	CBR125 R-4,5,6,7,8,9,A	JC34,JC39		2004	2010	15	JTF1264,15	15,75	42	JTR1206,42	48,92	428	124	DID428VX124 276,52
														EK428SROZ124 253,41
														IRIS428HTP124 232,98
														JTC428HDR124 63,98
125	CBX125			1979	1982	15	JTF259,15	14,29	37	JTR269,37	42,43	428	104	DID428VX104 231,92
														EK428SROZ104 212,54
														IRIS428HTP104 195,40
														JTC428HDR104 53,66
125	CBZ125		Irlandia	2001		14	JTF264,14	13,85	44	JTR269,44	56,99	428	126	DID428VX126 280,98
														EK428SROZ126 257,50
														IRIS428HTP126 236,74
														JTC428HDR126 65,01
125	CBZ125 F					17	JTF1264,17	15,86				428		
			Europa			15	JTF259,15	14,29	43	JTR269,43	56,99	428	112	DID428VX112 249,76
125	CD125 T													EK428SROZ112 228,89
														IRIS428HTP112 210,43
														JTC428HDR112 57,78
125	CD125 TB		Europa			15	JTF259,15	14,29	44	JTR269,44	56,99	428	116	DID428VX116 258,68
														EK428SROZ116 237,06
														IRIS428HTP116 217,95
														JTC428HDR116 59,85
125	CD125 TC BENLY			1982	1985	15	JTF259,15	14,29	42	JTR269,42	51,41	428	116	DID428VX116 258,68
														EK428SROZ116 237,06
														IRIS428HTP116 217,95
														JTC428HDR116 59,85
125	CG125			1999	2000	15	JTF259,15	14,29	36	JTR269,36	39,07	428	112	DID428VX112 249,76
														EK428SROZ112 228,89
														IRIS428HTP112 210,43
														JTC428HDR112 57,78
125	CG125			2006		14	JTF259,14	13,85	45	JTR218,45	83,78	428	116	DID428VX116 258,68
														EK428SROZ116 237,06
														IRIS428HTP116 217,95
														JTC428HDR116 59,85
125	CG125 (JAPONIA)			1977	1984	15	JTF259,15	14,29	34	JTR269,34	37,45	428	100	DID428VX100 223,00

NAPĘD

Poj. [cm3]	Model	Kod	Kraj	Rok od	Rok do	Zębatka przód			Zębatka tył			Łańcuch				
						JT			JT / Supersprox			DID / EK / IRIS / JT				
						Lz	Nr katalogowy	Cena	Lz	Nr katalogowy	Cena	Szer.	Dł.	Nr katalogowy	Cena	
HONDA																
125	CG125 (JAPONIA)			1977	1984									EK428SROZ100	204,36	
														IRIS428HTP100	187,89	
														JTC428HDR100	51,59	
125	CG125 BRAZYLIA			1985	1992	14	JTF259,14	13,85	41	JTR269,41	51,41	428	110	DID428VX110	245,30	
														EK428SROZ110	224,80	
														IRIS428HTP110	206,67	
														JTC428HDR110	56,75	
125	CG125 BRAZYLIA	Francja		1987	1997	14	JTF259,14	13,85	40	JTR269,40	43,73	428	110	DID428VX110	245,30	
														EK428SROZ110	224,80	
														IRIS428HTP110	206,67	
														JTC428HDR110	56,75	
125	CG125 BRAZYLIA			1993	1998	14	JTF259,14	13,85	41	JTR269,41	51,41	428	114	DID428VX114	254,22	
														EK428SROZ114	232,97	
														IRIS428HTP114	214,19	
														JTC428HDR114	58,82	
125	CG125 E			1998		15	JTF259,15	14,29	36	JTR269,36	39,07	428	112	DID428VX112	249,76	
														EK428SROZ112	228,89	
														IRIS428HTP112	210,43	
														JTC428HDR112	57,78	
125	CG125 M1			2002	2005	14	JTF259,14	13,85	43	JTR269,43	56,99	428	116	DID428VX116	258,68	
														EK428SROZ116	237,06	
														IRIS428HTP116	217,95	
														JTC428HDR116	59,85	
125	CG125 TITAN	Brazylia		2000	2003	15	JTF259,15	14,29	44	JTR218,44	83,78	428	116	DID428VX116	258,68	
														EK428SROZ116	237,06	
														IRIS428HTP116	217,95	
														JTC428HDR116	59,85	
125	CG125 W			2001		15	JTF259,15	14,29	36	JTR269,36	39,07	428	112	DID428VX112	249,76	
														EK428SROZ112	228,89	
														IRIS428HTP112	210,43	
														JTC428HDR112	57,78	
125	CLR125 CITYFLY			2001	2003	17	JTF1264,17	15,86	50	JTR271,50	83,34	428	128	DID428VX128	285,44	
														EK428SROZ128	261,58	
														IRIS428HTP128	240,49	
														JTC428HDR128	66,04	
125	CLR125 W,X,Y CITYFLY			1998	2000	17	JTF1264,17	15,86	50	JTR271,50	83,34	428	128	DID428VX128	285,44	
														EK428SROZ128	261,58	
														IRIS428HTP128	240,49	
														JTC428HDR128	66,04	
125	CM125 C CUSTOM			1982	1997	15	JTF259,15	14,29	43	JTR269,43	56,99	428	120	DID428VX120	267,60	
														EK428SROZ120	245,23	
														IRIS428HTP120	225,46	
														JTC428HDR120	61,91	
125	CM125 T	Francja				15	JTF259,15	14,29	39	JTR269,39	46,27	428	114	DID428VX114	254,22	
														EK428SROZ114	232,97	
														IRIS428HTP114	214,19	
														JTC428HDR114	58,82	
125	CR125 R-2			2002		13	JTF326,13	43,24	51	JTR210,51	108,24	520	114	DID520VT2114	353,40	
										SX6143.210,51	230,06			EK520SRX114	312,75	
										SX239.210,51	125,38			IRIS520HTP114	296,03	
										SX231.210,51	98,11			JTC520XR114	229,60	
125	CR125 R-3			2003		13	JTF326,13	43,24	52	JTR210,52	111,92	520	116	DID520VT2116	359,60	
										SX6143.210,52	230,06			EK520SRX116	318,24	
										SX239.210,52	125,38			IRIS520HTP116	301,22	
										SX231.210,52	98,11			JTC520XR116	233,63	
125	CR125 R-4,5,6,7			2004	2007	13	JTF13235C,13	46,92	52	JTR210,52	111,92	520	116	DID520VT2116	359,60	
										SX6143.210,52	230,06			EK520SRX116	318,24	
										SX239.210,52	125,38			IRIS520HTP116	301,22	
										SX231.210,52	98,11			JTC520XR116	233,63	
125	CR125 RA,RB			1980	1981	13	JTF266,13	36,53				520	110	DID520ERT2110	251,90	
														EK520MRD6110	212,30	
														IRIS520RXP110	199,26	
														JTC520HDR110	104,70	
125	CR125 RC			1982		13	JTF266,13	36,53				520	112	DID520ERT2112	256,48	
														EK520MRD6112	216,16	
														IRIS520RXP112	202,88	
														JTC520HDR112	106,61	
125	CR125 RD,RE			1983	1984	13	JTF266,13	36,53	51	JTR210,51	108,24	520	112	DID520ERT2112	256,48	
										SX6143.210,51	230,06			EK520MRD6112	216,16	
										SX239.210,51	125,38			IRIS520RXP112	202,88	
										SX231.210,51	98,11			JTC520HDR112	106,61	
125	CR125 RF			1985		13	JTF266,13	36,53	51	JTR210,51	108,24	520	114	DID520ERT2114	261,06	
										SX6143.210,51	230,06			EK520MRD6114	220,02	
										SX239.210,51	125,38			IRIS520RXP114	206,51	
										SX231.210,51	98,11			JTC520HDR114	108,51	
125	CR125 RG			1986		13	JTF268,13	53,96	51	JTR210,51	108,24	520	114	DID520ERT2114	261,06	
										SX6143.210,51	230,06			EK520MRD6114	220,02	
										SX239.210,51	125,38			IRIS520RXP114	206,51	
										SX231.210,51	98,11			JTC520HDR114	108,51	
125	CR125 RH,RJ,RK,RL,RM,RN,RP,RR,RS,RT			1987	1996	13	JTF326,13	43,24	51	JTR210,51	108,24	520	114	DID520ERT2114	261,06	
										SX6143.210,51	230,06			EK520MRD6114	220,02	
										SX239.210,51	125,38			IRIS520RXP114	206,51	
										SX231.210,51	98,11			JTC520HDR114	108,51	
125	CR125 RV			1997		12	JTF326,12	43,24	49	JTR210,49	104,45	520	112	DID520VT2112	347,20	
										SX6143.210,49	230,06			EK520SRX112	307,27	
										SX239.210,49	125,38			IRIS520HTP112	290,83	
										SX231.210,49	98,11			JTC520XR112	225,58	
125	CR125 RW,RX			1998	1999	13	JTF326,13	43,24	51	JTR210,51	108,24	520	114	DID520VT2114	353,40	
										SX6143.210,51	230,06			EK520SRX114	312,75	
										SX239.210,51	125,38			IRIS520HTP114	296,03	
										SX231.210,51	98,11			JTC520XR114	229,60	
125	CR125 RY,R-1			2000	2001	13	JTF326,13	43,24	52	JTR210,52	111,92	520	114	DID520VT2114	353,40	
										SX6143.210,52	230,06			EK520SRX114	312,75	
										SX239.210,52	125,38			IRIS520HTP114	296,03	
										SX231.210,52	98,11			JTC520XR114	229,60	
125	CR125 RZ			1979		13	JTF266,13	36,53				520	110	DID520ERT2110	251,90	
														EK520MRD6110	212,30	
														IRIS520RXP110	199,26	
														JTC520HDR110	104,70	
125	CRM125			1990	1999	14	JTF327,14	40,21	40	JTR604,40	71,06	520	106	DID520VX106	273,48	
														EK520MVX2106	327,85	
														IRIS520HTP106	275,25	

Poj. [cm3]	Model	Kod	Kraj	Rok od	Rok do	Zębatka przód JT			Zębatka tył JT / Supersprox			Szer.	Dł.	Łańcuch DID / EK / IRIS / JT	
						Lz	Nr katalogowy	Cena	Lz	Nr katalogowy	Cena			Nr katalogowy	Cena
125	CRM125			1990	1999									JTC520X1R106	213,49
				1990	1993	14	JTF327,14	40,21	38	JTR604,38	75,39	520	106	DID520VT2106	328,60
125	CRM125													EK520SRX106	290,81
														IRIS520HTP106	275,25
														JTC520X1R106	213,49
125	CT125 C			1982		15	JTF259,15	14,29	51	JTR269,51	73,71	428	120	DID428VX120	267,60
														EK428SROZ120	245,23
														IRIS428HTP120	225,46
														JTC428HDDR120	61,91
125	CT125 D,E,F,G,H,K			1983	1989	14	JTF259,14	13,85	52	JTR269,52	74,85	428	118	DID428VX118	263,14
														EK428SROZ118	241,15
														IRIS428HTP118	221,71
														JTC428HDDR118	60,88
125	MBX125		Francja			13	JTF329,13	37,45	38	JTR279,38	78,20	520	102	DID520VX102	263,16
														EK520MVXZ102	315,47
														IRIS520HTP102	264,86
														JTC520X1R102	205,44
125	MBX125 FE			1984	1985	13	JTF329,13	37,45	39	JTR279,39	78,74	520	102	DID520VX102	263,16
														EK520MVXZ102	315,47
														IRIS520HTP102	264,86
														JTC520X1R102	205,44
125	MTX125 R		Francja	1987	1989	13	JTF329,13	37,45	40	JTR279,40	74,79	520	106	DID520VX106	273,48
														EK520MVXZ106	327,85
														IRIS520HTP106	275,25
														JTC520X1R106	213,49
125	MTX125 R		Hiszpania	1987	1988	14	JTF329,14	38,10	40	JTR279,40	74,79	520	106	DID520VX106	273,48
														EK520MVXZ106	327,85
														IRIS520HTP106	275,25
														JTC520X1R106	213,49
125	MTX125 RWD,RWF,RWH,RWL			1983	1994	15	JTF259,15	14,29	53	JTR241,53	77,77	428	130	DID428VX130	289,90
														EK428SROZ130	265,67
														IRIS428HTP130	244,25
														JTC428HDDR130	67,07
125	NS125 FG,FH			1985	1988	13	JTF329,13	37,45	33	JTR279,33	69,27	520	106	DID520VX106	273,48
														EK520MVXZ106	327,85
														IRIS520HTP106	275,25
														JTC520X1R106	213,49
125	NS125 RK (NSR125)			1988	1989	13	JTF329,13	37,45	33	JTR279,33	69,27	520	106	DID520VX106	273,48
														EK520MVXZ106	327,85
														IRIS520HTP106	275,25
														JTC520X1R106	213,49
125	NSR125 F		Francja	1985	1988	13	JTF329,13	37,45	35	JTR279,35	72,52	520	110	DID520VX110	283,80
														EK520MVXZ110	340,22
														IRIS520HTP110	285,64
														JTC520X1R110	221,55
125	NSR125 R			1999	2002	14	JTF327,14	40,21	38	JTR604,38	75,39	520	110	DID520VX110	283,80
														EK520MVXZ110	340,22
														IRIS520HTP110	285,64
														JTC520X1R110	221,55
125	NSR125 R (80 KM/H)		Niemcy	1997	2002	12	JTF327,12	40,21	36	JTR604,36	75,39	520	110	DID520VX110	283,80
														EK520MVXZ110	340,22
														IRIS520HTP110	285,64
														JTC520X1R110	221,55
125	NSR125 R F2		Europa	1989	1990	13	JTF327,13	40,21	38	JTR604,38	75,39	520	114	DID520VX114	294,12
														EK520MVXZ114	352,59
														IRIS520HTP114	296,03
														JTC520X1R114	229,60
125	NSR125 RK			1989	1993	13	JTF327,13	40,21	35	JTR604,35	71,71	520	108	DID520VX108	278,64
														EK520MVXZ108	334,03
														IRIS520HTP108	280,44
														JTC520X1R108	217,52
125	NSR125R-R			1993	1998	14	JTF327,14	40,21	36	JTR604,36	75,39	520	108	DID520VX108	278,64
														EK520MVXZ108	334,03
														IRIS520HTP108	280,44
														JTC520X1R108	217,52
125	NX 125		USA	1988		15	JTF259,15	14,29	56	JTR1250,56	94,06	428	130	DID428VX130	289,90
														EK428SROZ130	265,67
														IRIS428HTP130	244,25
														JTC428HDDR130	67,07
125	NX 125		Japonia	1988		15	JTF259,15	14,29	56	JTR1250,56	94,06	428	130	DID428VX130	289,90
														EK428SROZ130	265,67
														IRIS428HTP130	244,25
														JTC428HDDR130	67,07
125	NX 125		USA	1989	1990	15	JTF259,15	14,29	48	JTR1250,48	83,78	428	126	DID428VX126	280,98
														EK428SROZ126	257,50
														IRIS428HTP126	236,74
														JTC428HDDR126	65,01
125	NX 125		Japonia	1989	1990	15	JTF259,15	14,29	48	JTR1250,48	83,78	428	126	DID428VX126	280,98
														EK428SROZ126	257,50
														IRIS428HTP126	236,74
														JTC428HDDR126	65,01
125	NX125			1989	1990	16	JTF259,16	15,10	47	JTR269,47	63,70	428	128	DID428VX128	285,44
														EK428SROZ128	261,58
														IRIS428HTP128	240,49
														JTC428HDDR128	66,04
125	NX125 TRANSCITY			1989	1998	16	JTF259,16	15,10	50	JTR271,50	83,34	428	128	DID428VX128	285,44
														EK428SROZ128	261,58
														IRIS428HTP128	240,49
														JTC428HDDR128	66,04
125	SL125 K1,S1			1976	1980	15	JTF259,15	14,29	47	JTR269,47	63,70	428	118	DID428VX118	263,14
														EK428SROZ118	241,15
														IRIS428HTP118	221,71
														JTC428HDDR118	60,88
125	TRX125 FOURTRAX			1985	1986				50	JTR1355,50	86,32	428	92	DID428NZ92	128,80
														EK428SHDR92	112,74
														IRIS428RX92	69,71
														JTC428HDDR92	47,47
125	TRX125 FOURTRAX			1987	1988				48	JTR1355,48	80,31	428	94	DID428NZ94	131,60
														EK428SHDR94	115,19
														IRIS428RX94	71,22
														JTC428HDDR94	48,50
125	VT125 C SHADOW (80 KM/H)		Niemcy	1999	2007	12	JTF327,12	40,21	41	JTR279,41	82,10	520	112	DID520VX112	288,96
														EK520MVXZ112	346,40
														IRIS520HTP112	290,83

Poj. [cm3]	Model	Kod	Kraj	Rok od	Rok do	Zębatka przód			Zębatka tył			Łańcuch			
						JT			JT / Supersprox			DID / EK / IRIS / JT			
						Lz	Nr katalogowy	Cena	Lz	Nr katalogowy	Cena	Szer.	Dł.	Nr katalogowy	Cena
HONDA															
125	VT125 C SHADOW (80 KM/H)		Niemcy	1999	2007									JTC520X1R112	225,58
125	VT125 C,C2 SHADOW			1999	2007	14	JTF327,14	40,21	41	JTR279,41	82,10	520	112	DID520VX112	288,96
														EK520MVXZ112	346,40
														IRIS520HTP112	290,83
125	XL125 J			1988		16	JTF259,16	15,10	47	JTR269,47	63,70	428	128	JTC520X1R112	225,58
														DID428VX128	285,44
														EK428SROZ128	261,58
125	XL125 K2,K3													IRIS428HTP128	240,49
														JTC428HDI128	66,04
														DID428VX118	263,14
125	XL125 K2,K3			1978	1979	15	JTF259,15	14,29	43	JTR269,43	56,99	428	118	EK428SROZ118	241,15
														IRIS428HTP118	221,71
														JTC428HDI118	60,88
125	XL125 K2,K3,SZ,SB,SC,SD		Australia	1977	1983	15	JTF259,15	14,29	49	JTR269,49	69,27	428	120	JTC428HDI120	61,91
														DID428VX120	267,60
														EK428SROZ120	245,23
125	XL125 R PROLINK													IRIS428HTP120	225,46
														JTC428HDI120	61,91
														DID428VX128	285,44
125	XL125 S LARGE													EK428SROZ128	261,58
														IRIS428HTP128	240,49
														JTC428HDI128	66,04
125	XL125 S LARGE		Francja			13	JTF328,13	29,50	38	JTR279,38	78,20	520	100	DID520VX100	258,00
														EK520MVXZ100	309,29
														IRIS520HTP100	259,67
125	XL125 SA,SB,SC,SZ													JTC520X1R100	201,41
				1980	1982	14	JTF259,14	13,85	47	JTR269,47	63,70	428	118	DID428VX118	263,14
														EK428SROZ118	241,15
125	XL125 V VARADERO													IRIS428HTP118	221,71
														JTC428HDI118	60,88
		JC32		2001	2010	14	JTF327,14	40,21	44	JTR273,44	90,27	520	110	DID520VX110	283,80
125	XL125 V VARADERO (80 KM/H)													EK520MVXZ110	340,22
														IRIS520HTP110	285,64
														JTC520X1R110	221,55
125	XL125 V VARADERO (80 KM/H)		Niemcy	2001	2008	12	JTF327,12	40,21	44	JTR273,44	90,27	520	110	DID520VX110	283,80
														EK520MVXZ110	340,22
														IRIS520HTP110	285,64
125	XLR125 R-W,X,Y,1,2													JTC520X1R110	221,55
														DID428VX130	289,90
				1998	2002	17	JTF1264,17	15,86	51	JTR1249,51	81,78	428	130	EK428SROZ130	265,67
125	XLS125													IRIS428HTP130	244,25
														JTC428HDI130	67,07
														DID428VX124	276,52
125	XR125 L		Francja			14	JTF259,14	13,85	51	JTR269,51	73,71	428	124	EK428SROZ124	253,41
														IRIS428HTP124	232,98
														JTC428HDI124	63,98
125	XR125 L	JD19		2003	2007	17	JTF1264,17	15,86	54	JTR1258,54	94,06	428	132	DID428VX132	294,36
														EK428SROZ132	269,76
														IRIS428HTP132	248,01
150	CRF150 F-3,4,5													JTC428HDI132	68,10
				2003	2005	13	JTF327,13	40,21	48	JTR210,48	104,45	520	112	DID520VT2112	347,20
														EK520SRX112	307,27
150	CRF150 F-6,7,8,9													SX239.210,48	125,38
														IRIS520HTP112	290,83
														JTC520X1R112	225,58
150	CRF150 F-6,7,8,9			2006	2009	13	JTF327,13	40,21	47	JTR210,47	104,45	520	104	DID520VT2104	322,40
														EK520SRX104	285,32
														IRIS520HTP104	270,06
150	CRF150 R-7,8,9													SX239.210,47	125,38
														IRIS520HTP104	270,06
														JTC520X1R104	209,46
150	CRF150 R-7,8,9			2007	2009	15	JTF1310SC,15	tel.	50	JTR215,50	62,73	420	120	DID420NZ3120	123,60
														EK420SH120	113,53
														IRIS420RX120	64,94
150	CRF150 RB-7,8,9													SX239.209,50	117,06
														JTC420HDI120	49,66
				2007	2009	15	JTF1310SC,15	tel.	56	JTR215,56	73,17	420	126	DID420NZ3126	129,78
175	CB175 K4,K5													EK420SH126	119,20
														IRIS420RX126	68,19
														JTC420HDI126	52,15
175	CB175 K6													SX231.209,56	73,58
														JTC420HDI126	52,15
				1971	1978	16	JTF264,16	15,86	38	JTR269,38	43,57	428	114	DID428VX114	254,22
175	CB175 K6													EK428SROZ114	232,97
														IRIS428HTP114	214,19
														JTC428HDI114	58,82
175	CD175 A,A4,K5			1974	1976	15	JTF275,15	32,74	35	JTR279,35	72,52	520	94	DID520VX94	242,52
														EK520MVXZ94	290,73
														IRIS520HTP94	244,09
175	XL175 K4													JTC520X1R94	189,32
														DID428VX112	249,76
				1971	1978	17	JTF264,17	17,53	39	JTR267,39	61,10	428	112	EK428SROZ112	228,89
185	ATC185													IRIS428HTP112	210,43
														JTC428HDI112	57,78
				1977		15	JTF275,15	32,74	38	JTR279,38	78,20	520			
185	ATC185 S													DID520ERT290	206,10
				1980		11	JTF1325,11	33,07				520	90	EK520MRD690	173,70
														IRIS520RXP90	163,03
185	ATC185 S													JTC520HDI90	85,67
														DID520ERT282	187,78
				1981	1982	11	JTF1325,11	33,07				520	82	EK520MRD682	158,26
185	ATC185 S													IRIS520RXP82	148,54
														JTC520HDI82	78,05
														DID520ERT282	187,78
185	CD185 T													EK520MRD682	158,26
														IRIS520RXP82	148,54
				1983		11	JTF1325,11	33,07				520	82	JTC520HDI82	78,05
185	CM185 T													DID428VX112	249,76
														EK428SROZ112	228,89
														IRIS428HTP112	210,43
185	CT185 D													JTC428HDI112	57,78
														DID428VX112	249,76
														EK428SROZ112	228,89
185	CT185 D													IRIS428HTP112	210,43
														JTC428HDI112	57,78

NAPÉD

Poj. [cm3]	Model	Kod	Kraj	Rok od	Rok do	Zębatka przód			Zębatka tył			Łańcuch				
						JT			JT / Supersprox			Szer.	Dł.	DID / EK / IRIS / JT		
						Lz	Nr katalogowy	Cena	Lz	Nr katalogowy	Cena			Nr katalogowy	Cena	
HONDA																
200	XR200 RA,RB			1980	1981	13	JTF328,13	29,50	48	JTR1977,48	122,42	520	102	DID520ERT2102	233,58	
														EK520MRD6102	196,86	
														IRIS520RXP102	184,77	
														JTC520HDR102	97,09	
200	XR200 RC,RD			1981	1983	13	JTF328,13	29,50	50	JTR254,50	95,79	520	106	DID520ERT2106	242,74	
														EK520MRD6106	204,58	
														IRIS520RXP106	192,02	
														JTC520HDR106	100,90	
200	XR200 RE,RF			1984	1985	13	JTF328,13	29,50	50	JTR245/2,50	103,91	520	108	DID520ERT2108	247,32	
										SX6143.245/2,50	230,06			EK520MRD6108	208,44	
										SX239.245/2,50	125,38			IRIS520RXP108	195,64	
										SX231.245/2,50	98,11			JTC520HDR108	102,80	
200	XR200 RG,RH		Australia	1986	1987	13	JTF287,13	40,10	46	JTR245/2,46	88,27	520	108	DID520ERT2108	247,32	
										SX6143.245/2,46	230,06			EK520MRD6108	208,44	
										SX239.245/2,46	125,38			IRIS520RXP108	195,64	
										SX231.245/2,46	98,11			JTC520HDR108	102,80	
200	XR200 RL,RN		Australia	1989	1992	13	JTF287,13	40,10	46	JTR245/2,46	88,27	520	108	DID520ERT2108	247,32	
										SX6143.245/2,46	230,06			EK520MRD6108	208,44	
										SX239.245/2,46	125,38			IRIS520RXP108	195,64	
										SX231.245/2,46	98,11			JTC520HDR108	102,80	
200	XR200 RP,RR		Australia	1993	1994	13	JTF287,13	40,10	48	JTR245/2,48	96,77	520	108	DID520ERT2108	247,32	
										SX6143.245/2,48	230,06			EK520MRD6108	208,44	
										SX239.245/2,48	125,38			IRIS520RXP108	195,64	
										SX231.245/2,48	98,11			JTC520HDR108	102,80	
220	TLM220 RJ,RL	MD23	Japonia			13	JTF329,13	37,45				520	92	DID520ERT292	210,68	
														EK520MRD692	177,56	
														IRIS520RXP92	166,66	
														JTC520HDR92	87,57	
230	AX 1		Japonia			13	JTF280,13	29,71	41	JTR1509,41	134,27	520	102	DID520VX102	263,16	
														EK520MVXZ102	315,47	
														IRIS520HTP102	264,86	
														JTC520X1R102	205,44	
230	CRF230 F-3,4,5,6,7,8,9			2003	2009	13	JTF327,13	40,21	50	JTR210,50	108,40	520	110	DID520VT2110	341,00	
										SX6143.210,50	230,06			EK520SRX110	301,78	
										SX239.210,50	125,38			IRIS520HTP110	285,64	
										SX231.210,50	98,11			JTC520X1R110	221,55	
230	CRF230 L-8,9			2008	2009	13	JTF287,13	40,10	39	JTR210,39	15,66	520	100	DID520VT2100	310,00	
										SX6143.210,39	230,06			EK520SRX100	274,34	
										SX239.210,39	125,38			IRIS520HTP100	259,67	
										SX231.210,39	98,11			JTC520X1R100	201,41	
230	CRF230 M-9,A			2009	2010	13	JTF287,13	40,10	38	JTR210,38	15,66	520	100	DID520VX100	258,00	
										SX6143.210,38	230,06			EK520MVXZ100	309,29	
										SX239.210,38	125,38			IRIS520HTP100	259,67	
										SX231.210,38	98,11			JTC520X1R100	201,41	
250	ATC250 R			1981	1982	13	JTF1350,13	49,25				520	84	DID520ERT284	192,36	
														EK520MRD684	162,12	
														IRIS520RXP84	152,16	
														JTC520HDR84	79,96	
250	ATC250 R			1983	1984	13	JTF337,13	60,34				520	90	DID520ERT290	206,10	
														EK520MRD690	173,70	
														IRIS520RXP90	163,03	
														JTC520HDR90	85,67	
250	ATC250 R			1985		13	JTF337,13	60,34				520	96	DID520ERT296	219,84	
														EK520MRD696	185,28	
														IRIS520RXP96	173,90	
														JTC520HDR96	91,38	
250	ATC250 R			1986		13	JTF337,13	60,34	39	JTR1350,39	79,07	520	96	DID520ERT296	219,84	
										SX6143.1350,39	230,06			EK520MRD696	185,28	
										SX239.1350,39	125,38			IRIS520RXP96	173,90	
										SX231.1350,39	98,11			JTC520HDR96	91,38	
250	CA250 TF,TG,TH,TJ,TL REBEL		Japonia			14	JTF287,14	43,13	32	JTR279,32	69,27	520	108	DID520VX108	278,64	
														EK520MVXZ108	334,03	
														IRIS520HTP108	280,44	
														JTC520X1R108	217,52	
250	CB250 FM,FN2,FP	MC23	Japonia			14	JTF1299,14	71,28	42	JTR245/2,42	82,10	520	112	DID520VX112	288,96	
										SX6143.245/2,42	230,06			EK520MVXZ112	346,40	
										SX239.245/2,42	125,38			IRIS520HTP112	290,83	
										SX231.245/2,42	98,11			JTC520X1R112	225,58	
250	CB250 FT HORNET	MC31	Japonia			14	JTF1299,14	71,28	45	JTR245/2,45	86,70	520	110	DID520VX110	283,80	
										SX6143.245/2,45	230,06			EK520MVXZ110	340,22	
										SX239.245/2,45	125,38			IRIS520HTP110	285,64	
										SX231.245/2,45	98,11			JTC520X1R110	221,55	
250	CB250 G5			1975	1977	16	JTF278,16	34,85	38	JTR278,38	112,52	50	96	DID50(530)VX96	311,04	
														EK530MVXZ96	356,83	
														IRIS530HTP96	260,75	
														JTC530X1R96	242,35	
250	CB250 K3			1973		16	JTF278,16	34,85	36	JTR278,36	100,77	50	96	DID50(530)VX96	311,04	
														EK530MVXZ96	356,83	
														IRIS530HTP96	260,75	
														JTC530X1R96	242,35	
250	CB250 K4			1974		16	JTF278,16	34,85	38	JTR278,38	112,52	50	96	DID50(530)VX96	311,04	
														EK530MVXZ96	356,83	
														IRIS530HTP96	260,75	
														JTC530X1R96	242,35	
250	CB250 M,N,PR,S,T,V NIGHT HAWK			1991	1997	14	JTF287,14	43,13	33	JTR279,33	69,27	520	106	DID520VX106	273,48	
														EK520MVXZ106	327,85	
														IRIS520HTP106	275,25	
														JTC520X1R106	213,49	
250	CB250 N TWO FIFTY			1992	2002	14	JTF287,14	43,13	31	JTR272,31	74,63	520	104	DID520VX104	268,32	
														EK520MVXZ104	321,66	
														IRIS520HTP104	270,06	
														JTC520X1R104	209,46	
250	CB250 N,NA,T1,T2			1978	1982	15	JTF278,15	32,04	41	JTR246,41	124,69	50	102	DID50(530)VX102	330,48	
														EK530MVXZ102	379,13	
														IRIS530HTP102	277,05	
														JTC530X1R102	257,50	
250	CB250 NDX-B,NB,NC,NDC			1978	1982	15	JTF276,15	46,81	41	JTR247,41	126,80	520	102	DID520VX102	263,16	
														EK520MVXZ102	315,47	
														IRIS520HTP102	264,86	
														JTC520X1R102	205,44	
250	CB250 NIGHT HAWK			1999	2008	14	JTF287,14	43,13	33	JTR279,33	69,27	520	106	DID520VX106	273,48	
														EK520MVXZ106	327,85	

Poj. [cm3]	Model	Kod	Kraj	Rok od	Rok do	Zębatka przód			Zębatka tył					Łańcuch		
						JT			JT / Supersprox					DID / EK / IRIS / JT		
						Lz	Nr katalogowy	Cena	Lz	Nr katalogowy	Cena	Szer.	Dł.			
250	CB250 NIGHT HAWK			1999	2008										IRIS520HTP106	275,25
															JTC520X1R106	213,49
		MD02		1980	1983	14	JTF281,14	38,21	44	JTR248,44	95,63	520	98	DID520VX98	252,84	
250	CB250 RSA														EK520MVXZ98	303,10
															IRIS520HTP98	254,48
															JTC520X1R98	197,38
			Francja	1983		14	JTF337,14	60,34	44	JTR245/2,44	83,34	520	98	DID520VX98	252,84	
										SX6143.245/2,44	230,06			EK520MVXZ98	303,10	
250	CB250 RSB									SX239.245/2,44	125,38			IRIS520HTP98	254,48	
										SX231.245/2,44	98,11			JTC520X1R98	197,38	
				1982	1984	14	JTF281,14	38,21	44	JTR245/2,44	83,34	520	98	DID520VX98	252,84	
										SX6143.245/2,44	230,06			EK520MVXZ98	303,10	
250	CB250 RSD-C,L									SX239.245/2,44	125,38			IRIS520HTP98	254,48	
										SX231.245/2,44	98,11			JTC520X1R98	197,38	
				2004	2005	13	JTF1321,13	42,21	37	JTR254,37	73,28	520	106	DID520VX106	273,48	
250	CBF250														EK520MVXZ106	327,85
															IRIS520HTP106	275,25
															JTC520X1R106	213,49
				2006					37	JTR254,37	73,28	520	106	DID520VX106	273,48	
250	CBF250														EK520MVXZ106	327,85
															IRIS520HTP106	275,25
															JTC520X1R106	213,49
			Japonia						43	JTR245/2,43	83,34	520	108	DID520VX108	278,64	
250	CBR250 FG,FG-YA									SX6143.245/2,43	230,06			EK520MVXZ108	334,03	
										SX239.245/2,43	125,38			IRIS520HTP108	280,44	
										SX231.245/2,43	98,11			JTC520X1R108	217,52	
			Japonia						44	JTR245/2,44	83,34	520	108	DID520VX108	278,64	
250	CBR250 RH									SX6143.245/2,44	230,06			EK520MVXZ108	334,03	
										SX239.245/2,44	125,38			IRIS520HTP108	280,44	
										SX231.245/2,44	98,11			JTC520X1R108	217,52	
			Japonia									520	108	DID520VX108	278,64	
250	CBR250 RH													EK520MVXZ108	334,03	
														IRIS520HTP108	280,44	
														JTC520X1R108	217,52	
			Japonia		17	JTF1298,17	79,07	54	JTR1244,54	86,70	428	136	DID428VX136	303,28		
250	CBR250 RJ,RK,RK-2													EK428SROZ136	277,93	
														IRIS428HTP136	255,53	
														JTC428HDI136	70,17	
			Japonia		17	JTF1298,17	79,07	52	JTR1244,52	83,13	428	134	DID428VX134	298,82		
250	CBR250 RR-L,N													EK428SROZ134	273,84	
														IRIS428HTP134	251,77	
														JTC428HDI134	69,14	
			Japonia		17	JTF1298,17	79,07	52	JTR1244,52	83,13	428	134	DID428VX134	298,82		
250	CBR250 RR-R,R-2													EK428SROZ134	273,84	
														IRIS428HTP134	251,77	
														JTC428HDI134	69,14	
				1985	13	JTF327,13	40,21	35	JTR279,35	72,52	520	98	DID520VX98	252,84		
250	CBX250 H													EK520MVXZ98	303,10	
														IRIS520HTP98	254,48	
														JTC520X1R98	197,38	
				1987	14	JTF270,14	48,17	33	JTR279,33	69,27	520	108	DID520VX108	278,64		
250	CBX250 NIGHT HAWK													EK520MVXZ108	334,03	
														IRIS520HTP108	280,44	
														JTC520X1R108	217,52	
					14	JTF266,14	36,53	35	JTR247,35	107,48	520	100	DID520VX100	258,00		
250	CBX250 RSE													EK520MVXZ100	309,29	
														IRIS520HTP100	259,67	
														JTC520X1R100	201,41	
				1988	1994	14	JTF287,14	43,13	32	JTR279,32	69,27	520	98	DID520VX98	252,84	
250	CD250 UJ,UK													EK520MVXZ98	303,10	
														IRIS520HTP98	254,48	
														JTC520X1R98	197,38	
				1976	1979	16	JTF278,16	34,85	37	JTR278,37	108,24	50	100	DID50(530)VX100	324,00	
250	CJ250 T													EK530MVXZ100	371,70	
														IRIS530HTP100	271,62	
														JTC530X1R100	252,45	
				1982	1984	14	JTF281,14	38,21	51	JTR245/2,51	108,24	520	106	DID520VX106	273,48	
250	CL250 SC									SX6143.245/2,51	230,06			EK520MVXZ106	327,85	
										SX239.245/2,51	125,38			IRIS520HTP106	275,25	
										SX231.245/2,51	98,11			JTC520X1R106	213,49	
			Europa	1983		14	JTF270,14	48,17	33	JTR279,33	69,27	520	108	DID520VX108	278,64	
250	CM250													EK520MVXZ108	334,03	
														IRIS520HTP108	280,44	
														JTC520X1R108	217,52	
			Europa	1985		14	JTF270,14	48,17	30	JTR279,30	62,83	520	100	DID520VX100	258,00	
250	CM250 C													EK520MVXZ100	309,29	
														IRIS520HTP100	259,67	
														JTC520X1R100	201,41	
				1983		14	JTF287,14	43,13	38	JTR279,38	78,20	520	110	DID520VX110	283,80	
250	CM250 CD BELT DRIVE CON													EK520MVXZ110	340,22	
														IRIS520HTP110	285,64	
														JTC520X1R110	221,55	
			Europa	1984		14	JTF270,14	48,17	39	JTR279,39	78,74	520	94	DID520VX94	242,52	
250	CM250 D													EK520MVXZ94	290,73	
														IRIS520HTP94	244,09	
														JTC520X1R94	189,32	
			Francja	1996	1997	14	JTF270,14	48,17	31	JTR279,31	67,81	520	104	DID520VX104	268,32	
250	CM250 REBEL													EK520MVXZ104	321,66	
														IRIS520HTP104	270,06	
														JTC520X1R104	209,46	
				1982	1984	15	JTF276,15	46,81	41	JTR247,41	126,80	520	104	DID520VX104	268,32	
250	CM250 TB CUSTOM													EK520MVXZ104	321,66	
														IRIS520HTP104	270,06	
														JTC520X1R104	209,46	
			USA	1996	2009	14	JTF270,14	48,17	33	JTR273,33	87,69	520	108	DID520VX108	278,64	
250	CMX250 C,CD REBEL													EK520MVXZ108	334,03	

NAPĘD

Poj. [cm3]	Model	Kod	Kraj	Rok od	Rok do	Zębatka przód			Zębatka tył			Łańcuch					
						JT			JT / Supersprox			DID / EK / IRIS / JT					
						Lz	Nr katalogowy	Cena	Lz	Nr katalogowy	Cena	Szer.	Dł.	Nr katalogowy	Cena		
HONDA																	
250	CMX250 C-V,W,X REBEL			1997	1999										IRIS520HTP104	270,06	
250	CMX250 C-Y REBEL			2000		14	JTF270,14	48,17	39	JTR273,39	82,53	520			JTC520X1R104	209,46	
250	CMX250 LA					14	JTF270,14	48,17	30	JTR279,30	62,83	520	98		DID520VX98	252,84	
															EK520MVXZ98	303,10	
															IRIS520HTP98	254,48	
250	CMX250 REBEL			1987		14	JTF270,14	48,17	33	JTR279,33	69,27	520	108		JTC520X1R98	197,38	
															DID520VX108	278,64	
															EK520MVXZ108	334,03	
250	CR250														IRIS520HTP108	280,44	
															JTC520X1R108	217,52	
			Francja	1997		13	JTF2845C,13	51,83	49	JTR210,49	104,45	520	114		DID520VT2114	353,40	
250	CR250 R-3									SX6143.210,49	230,06				EK520SRX114	312,75	
											SX239.210,49	125,38				IRIS520HTP114	296,03
											SX231.210,49	98,11				JTC520X1R114	229,60
250	CR250 R-4			2003		13	JTF2845C,13	51,83	48	JTR210,48	104,45	520	114		DID520VT2114	353,40	
											SX6143.210,48	230,06				EK520SRX114	312,75
											SX239.210,48	125,38				IRIS520HTP114	296,03
250	CR250 R-5									SX231.210,48	98,11				JTC520X1R114	229,60	
											SX210,50	108,40	520	114		DID520VT2116	359,60
											SX6143.210,50	230,06				EK520SRX114	312,75
250	CR250 R-6,7,8									SX239.210,50	125,38				IRIS520HTP114	296,03	
											SX231.210,50	98,11				JTC520X1R114	229,60
											JTR210,49	104,45	520	116		DID520VT2116	359,60
250	CR250 R-8									SX6143.210,49	230,06				EK520SRX116	318,24	
											SX239.210,49	125,38				IRIS520HTP116	301,22
											SX231.210,49	98,11				JTC520X1R116	233,63
250	CR250 RB,RC,RD			2006	2008	13	JTF2845C,13	51,83	49	JTR210,49	104,45	520	114		DID520VT2114	353,40	
											SX6143.210,49	230,06				EK520SRX114	312,75
											SX239.210,49	125,38				IRIS520HTP114	296,03
250	CR250 RE,RF									SX231.210,49	98,11				JTC520X1R114	229,60	
															DID520ERT2114	261,06	
															EK520MRD6114	220,02	
250	CR250 RG														IRIS520RXP114	206,51	
															JTC520HDR114	108,51	
															DID520ERT2114	261,06	
250	CR250 RH			1986		14	JTF285,14	51,52	51	JTR210,51	108,24	520	114		DID520ERT2114	261,06	
											SX6143.210,51	230,06				EK520MRD6114	220,02
											SX239.210,51	125,38				IRIS520RXP114	206,51
250	CR250 RJ,RK									SX231.210,51	98,11				JTC520HDR114	108,51	
															DID520ERT2116	265,64	
											SX6143.210,53	230,06				EK520MRD6116	223,88
250	CR250 RL,RM									SX239.210,53	125,38				IRIS520RXP116	210,13	
											SX231.210,53	98,11				JTC520HDR116	110,42
															DID520ERT2116	265,64	
250	CR250 RN,RP			1988	1989	14	JTF2845C,14	51,83	51	JTR210,51	108,24	520	116		DID520ERT2116	265,64	
											SX6143.210,51	230,06				EK520MRD6116	223,88
											SX239.210,51	125,38				IRIS520RXP116	210,13
250	CR250 RR,RS									SX231.210,51	98,11				JTC520HDR116	110,42	
															DID520ERT2112	256,48	
											SX6143.210,53	230,06				EK520MRD6112	216,16
250	CR250 RT,RV,RW,RX,R,Y,R-1,R-2									SX239.210,49	125,38				IRIS520RXP112	202,88	
											SX231.210,49	98,11				JTC520HDR112	106,61
															DID520ERT2114	261,06	
250	CR250 RZ,RA									SX6143.210,49	230,06				EK520MRD6114	220,02	
											SX239.210,49	125,38				IRIS520RXP114	206,51
											SX231.210,49	98,11				JTC520HDR114	108,51
250	CRF250 R-			1996	2002	13	JTF2845C,13	51,83	50	JTR210,50	108,40	520	114		DID520VT2114	353,40	
											SX6143.210,50	230,06				EK520SRX114	312,75
											SX239.210,50	125,38				IRIS520HTP114	296,03
250	CRF250 R-A									SX231.210,50	98,11				JTC520X1R114	229,60	
															DID520ERT2108	247,32	
															EK520MRD6108	208,44	
250	CRM250 AR														IRIS520RXP108	195,64	
															JTC520HDR108	102,80	
															DID520VT2116	359,60	
250	CRM250 K,K2,L			2011		13	JTF1323SC,13	46,92	49	JTR210,49	104,45	520	116		DID520VT2116	359,60	
											SX6143.210,49	230,06				EK520SRX116	318,24
											SX239.210,49	125,38				IRIS520HTP116	301,22
250	CRM250 M,M2,N,P,R,S									SX231.210,49	98,11				JTC520X1R116	233,63	
															DID520VT2114	353,40	
											SX6143.210,51	230,06				EK520SRX114	312,75
250	CRM250 RK,RM									SX239.210,51	125,38				IRIS520HTP114	296,03	
											SX231.210,51	98,11				JTC520X1R114	229,60
											JTR210,48	104,45	520	116		DID520VT2116	359,60
250	CRM250 X-4,5,6,7,8,9									SX6143.210,48	230,06				EK520SRX116	318,24	
											SX239.210,48	125,38				IRIS520HTP116	301,22
											SX231.210,48	98,11				JTC520X1R116	233,63
250	CRM250 Y-4,5,6,7,8,9									JTR210,53	116,52	520	116		DID520VT2116	359,60	
											SX6143.210,53	230,06				EK520SRX116	318,24
											SX239.210,53	125,38				IRIS520HTP116	301,22
250	CRM250 Z-4,5,6,7,8,9									SX231.210,53	98,11				JTC520X1R116	233,63	
															DID520VT2110	341,00	
											SX6143.210,42	230,06				EK520SRX110	301,78
250	CRM250 A-4,5,6,7,8,9									SX239.210,42	125,38				IRIS520HTP110	285,64	
											SX231.210,42	98,11</					

Poj. [cm3]	Model	Kod	Kraj	Rok od	Rok do	Zębatka przód			Zębatka tył			Łańcuch				
						JT			JT / Supersprox			DID / EK / IRIS / JT				
						Lz	Nr katalogowy	Cena	Lz	Nr katalogowy	Cena	Szer.	Dł.	Nr katalogowy	Cena	
250	CRM250 RK,RM	MD24	Japonia							SX231.301,40	98,11			JTC520X1R108	217,52	
		MD24	Japonia			14	JTF1322,14	42,21	42	JTR210,42	94,06	520	110	DID520VT2110	341,00	
250	CRM250 RP2									SX6143.210,42	230,06			EK520SRX110	301,78	
										SX239.210,42	125,38			IRIS520HTP110	285,64	
										SX231.210,42	98,11			JTC520X1R110	221,55	
250	GB250 CLUBMAN (MC10-101)	MC10	Japonia									520	102	DID520VX102	263,16	
														EK520MVXZ102	315,47	
														IRIS520HTP102	264,86	
														JTC520X1R102	205,44	
250	GB250 H CLUBMAN	MC10	Japonia									520	102	DID520VX102	263,16	
														EK520MVXZ102	315,47	
														IRIS520HTP102	264,86	
														JTC520X1R102	205,44	
250	GB250 J,L,P CLUBMAN	MC10	Japonia									520	102	DID520VX102	263,16	
														EK520MVXZ102	315,47	
														IRIS520HTP102	264,86	
														JTC520X1R102	205,44	
250	GB250 S CLUBMAN	MC10	Japonia									520	102	DID520VX102	263,16	
														EK520MVXZ102	315,47	
														IRIS520HTP102	264,86	
														JTC520X1R102	205,44	
250	MXV250			1983	15	JTF281,15		38,21	40	JTR245/2,40	72,95	520	96	DID520VX96	247,68	
										SX6143.245/2,40	230,06			EK520MVXZ96	296,92	
										SX239.245/2,40	125,38			IRIS520HTP96	249,28	
										SX231.245/2,40	98,11			JTC520X1R96	193,35	
250	MXV250 FD	MC09	Japonia									520	104	DID520VX104	268,32	
														EK520MVXZ104	321,66	
														IRIS520HTP104	270,06	
														JTC520X1R104	209,46	
250	NAS250 N NIGHTHAWK	MC26	Japonia		14	JTF287,14		43,13	31	JTR272,31	74,63	520	104	DID520VX104	268,32	
														EK520MVXZ104	321,66	
														IRIS520HTP104	270,06	
														JTC520X1R104	209,46	
250	NS250 FE	MC11	Japonia		15	JTF283,15		61,53	42	JTR245/2,42	82,10	520	108	DID520VX108	278,64	
										SX6143.245/2,42	230,06			EK520MVXZ108	334,03	
										SX239.245/2,42	125,38			IRIS520HTP108	280,44	
										SX231.245/2,42	98,11			JTC520X1R108	217,52	
250	NS250 RE,RG	MC11	Japonia									520	108	DID520VX108	278,64	
														EK520MVXZ108	334,03	
														IRIS520HTP108	280,44	
														JTC520X1R108	217,52	
250	NSR250			1986	14	JTF283,14		64,89	42	JTR245/2,42	82,10	520	108	DID520VX108	278,64	
										SX6143.245/2,42	230,06			EK520MVXZ108	334,03	
										SX239.245/2,42	125,38			IRIS520HTP108	280,44	
										SX231.245/2,42	98,11			JTC520X1R108	217,52	
250	NSR250 7L/N,8L/N,9L/N	MC21	Japonia		15	JTF283,15		61,53	40	JTR1315,40	92,17	520	108	DID520VX108	278,64	
														EK520MVXZ108	334,03	
														IRIS520HTP108	280,44	
														JTC520X1R108	217,52	
250	NSR250 R2J,R4J	MC18	Japonia		15	JTF283,15		61,53	41	JTR1209,41	104,78	520	108	DID520VX108	278,64	
														EK520MVXZ108	334,03	
														IRIS520HTP108	280,44	
														JTC520X1R108	217,52	
250	NSR250 R5K,K2,R6K,K2	MC18	Japonia		15	JTF283,15		61,53	42	JTR1209,42	104,78	520	108	DID520VX108	278,64	
														EK520MVXZ108	334,03	
														IRIS520HTP108	280,44	
														JTC520X1R108	217,52	
250	NSR250 RG	MC16	Japonia	1987	15	JTF283,15		61,53	42	JTR245/2,42	82,10	520	108	DID520VX108	278,64	
										SX6143.245/2,42	230,06			EK520MVXZ108	334,03	
										SX239.245/2,42	125,38			IRIS520HTP108	280,44	
										SX231.245/2,42	98,11			JTC520X1R108	217,52	
250	NSR250 RR,R2R,R3R,R3S	MC28	Japonia		15	JTF283,15		61,53	44	JTR1490,44	90,60	520	110	DID520VX110	283,80	
										SX6143.1490,44	230,06			EK520MVXZ110	340,22	
										SX239.1490,44	125,38			IRIS520HTP110	285,64	
										SX231.1490,44	98,11			JTC520X1R110	221,55	
250	NX250			1988	1993	13	JTF280,13	29,71	41	JTR245/2,41	76,85	520	102	DID520VX102	263,16	
										SX6143.245/2,41	230,06			EK520MVXZ102	315,47	
										SX239.245/2,41	125,38			IRIS520HTP102	264,86	
										SX231.245/2,41	98,11			JTC520X1R102	205,44	
250	TLR250			1985	1987	10	JTF1329,10	37,45				520	96	DID520ERT296	219,84	
														EK520MRD696	185,28	
														IRIS520RXP96	173,90	
														JTC520HXR96	91,38	
250	TLR250 RG	MD18	Japonia									520	98	DID520ERT298	224,42	
														EK520MRD698	189,14	
														IRIS520RXP98	177,52	
														JTC520HXR98	93,28	
250	TRX250 R			1986	1987	13	JTF337,13	60,34	39	JTR1350,39	79,07	520	96	DID520ATV96	291,84	
										SX6143.1350,39	230,06			EK520SRX96	263,37	
										SX239.1350,39	125,38			IRIS520HTP96	249,28	
										SX231.1350,39	98,11			JTC520X1R96	193,35	
250	TRX250 R			1988	1989	13	JTF337,13	60,34	38	JTR1350,38	73,71	520	92	DID520ATV92	279,68	
										SX6143.1350,38	230,06			EK520SRX92	252,40	
										SX239.1350,38	125,38			IRIS520HTP92	238,90	
										SX231.1350,38	98,11			JTC520X1R92	183,28	
250	TRX250 X / R			1987	1992	13	JTF1352,13	32,15	38	JTR1350,38	73,71	520	86	DID520ATV86	261,44	
										SX6143.1350,38	230,06			EK520SRX86	235,94	
										SX239.1350,38	125,38			IRIS520HTP86	223,32	
										SX231.1350,38	98,11			JTC520X1R86	173,21	
250	VT250 CR MAGNA	MC29			14	JTF1299,14		71,28				520	110	DID5		

Poj. [cm3]	Model	Kod	Kraj	Rok od	Rok do	Zębatka przód			Zębatka tył			Łańcuch				
						JT		Cena	JT / Supersprox		Cena	Szer.	Dł.	DID / EK / IRIS / JT		
Lz	Nr katalogowy	Lz	Nr katalogowy	Cena	Lz	Nr katalogowy	Cena		Nr katalogowy	Cena						
HONDA																
250	VT250 FE,ZE,FF-YA,F2F,FJ INTEGRA		Japonia	1986	1988					SX231.245/3,45	98,11			JTC520X1R104	209,46	
250	VT250 FG,FG-YA,		Japonia			14	JTF1299,14	71,28	45	JTR245/2,45	86,70	520	104	DID520VX104	268,32	
										SX6143.245/2,45	230,06			EK520MVXZ104	321,66	
										SX239.245/2,45	125,38			IRIS520HTP104	270,06	
										SX231.245/2,45	98,11			JTC520X1R104	209,46	
				1989	1990	17	JTF1298,17	79,07	54	JTR1244,54	86,70	428	132	DID428VX132	294,36	
														EK428SROZ132	269,76	
250	VT250 FL SPADA													IRIS428HTP132	248,01	
														JTC428HDR132	68,10	
			Japonia			14	JTF1299,14	71,28	41	JTR245/2,41	76,85	520	102	DID520VX102	263,16	
										SX6143.245/2,41	230,06			EK520MVXZ102	315,47	
250	VT250 J,K									SX239.245/2,41	125,38			IRIS520HTP102	264,86	
										SX231.245/2,41	98,11			JTC520X1R102	205,44	
			MC25	Japonia			14	JTF1299,14	71,28	43	JTR245/2,43	83,34	520	108	DID520VX108	278,64
											SX6143.245/2,43	230,06			EK520MVXZ108	334,03
										SX239.245/2,43	125,38			IRIS520HTP108	280,44	
										SX231.245/2,43	98,11			JTC520X1R108	217,52	
		250	VTR250	MC33	Japonia			14	JTF1299,14	71,28	41	JTR245/2,41	76,85	520		
										SX6143.245/2,41	230,06					
										SX239.245/2,41	125,38					
										SX231.245/2,41	98,11					
250	XL250	ME06	Japonia			13	JTF266,13	36,53	50	JTR245/2,50	103,91	520	108	DID520VX108	278,64	
										SX6143.245/2,50	230,06			EK520MVXZ108	334,03	
										SX239.245/2,50	125,38			IRIS520HTP108	280,44	
										SX231.245/2,50	98,11			JTC520X1R108	217,52	
250	XL250	ME06	Japonia			13	JTF266,13	36,53	48	JTR245/2,48	96,77	520	108	DID520VX108	278,64	
										SX6143.245/2,48	230,06			EK520MVXZ108	334,03	
										SX239.245/2,48	125,38			IRIS520HTP108	280,44	
										SX231.245/2,48	98,11			JTC520X1R108	217,52	
250	XL250	ME06	Japonia			13	JTF266,13	36,53	48	JTR210,48	104,45	520	108	DID520VX108	278,64	
										SX6143.210,48	230,06			EK520MVXZ108	334,03	
										SX239.210,48	125,38			IRIS520HTP108	280,44	
										SX231.210,48	98,11			JTC520X1R108	217,52	
250	XL250 K3,K4			1976	1977	15	JTF1265,15	33,83	45	JTR1977,45	93,03	520	100	DID520VX100	258,00	
														EK520MVXZ100	309,29	
														IRIS520HTP100	259,67	
														JTC520X1R100	201,41	
250	XL250 M,N,P2 DEGREE	MD26	Japonia			13	JTF280,13	29,71	44	JTR245/2,44	83,34	520	106	DID520VX106	273,48	
										SX6143.245/2,44	230,06			EK520MVXZ106	327,85	
										SX239.245/2,44	125,38			IRIS520HTP106	275,25	
										SX231.245/2,44	98,11			JTC520X1R106	213,49	
250	XL250 R BAJA		Japonia	1991		13	JTF327,13	40,21	40	JTR260,40	80,86	520	104	DID520VX104	268,32	
														EK520MVXZ104	321,66	
														IRIS520HTP104	270,06	
														JTC520X1R104	209,46	
250	XL250 RC,RD PROLINK	MD03		1982	1983	14	JTF281,14	38,21	44	JTR245/2,44	83,34	520	102	DID520VX102	263,16	
										SX6143.245/2,44	230,06			EK520MVXZ102	315,47	
										SX239.245/2,44	125,38			IRIS520HTP102	264,86	
										SX231.245/2,44	98,11			JTC520X1R102	205,44	
250	XL250 RE,RF,RH,RG	ND11		1984	1987	13	JTF287,13	40,10	38	JTR260,38	74,96	520	102	DID520VX102	263,16	
														EK520MVXZ102	315,47	
														IRIS520HTP102	264,86	
														JTC520X1R102	205,44	
250	XL250 S,S2	MD31	Japonia			13	JTF280,13	29,71				520	106	DID520VX106	273,48	
														EK520MVXZ106	327,85	
														IRIS520HTP106	275,25	
														JTC520X1R106	213,49	
250	XL250 S2,3S2	MD30	Japonia			13	JTF327,13	40,21	39	JTR210,39	15,66	520	102	DID520VX102	263,16	
										SX6143.210,39	230,06			EK520MVXZ102	315,47	
										SX239.210,39	125,38			IRIS520HTP102	264,86	
										SX231.210,39	98,11			JTC520X1R102	205,44	
250	XL250 SZ,SA,SB			1978	1981	14	JTF1265,14	28,85	53	JTR245/2,53	108,24	520	102	DID520VX102	263,16	
										SX6143.245/2,53	230,06			EK520MVXZ102	315,47	
										SX239.245/2,53	125,38			IRIS520HTP102	264,86	
										SX231.245/2,53	98,11			JTC520X1R102	205,44	
250	XLR250 R3H	MD20	Japonia			16	JTF264,16	15,86	50	JTR1361,50	83,45	428	130	DID428VX130	289,90	
														EK428SROZ130	265,67	
														IRIS428HTP130	244,25	
														JTC428HDR130	67,07	
250	XLR250 R3J,R3K (MD22 >210)	MD22	Japonia			16	JTF264,16	15,86	50	JTR1361,50	83,45	428	130	DID428VX130	289,90	
														EK428SROZ130	265,67	
														IRIS428HTP130	244,25	
														JTC428HDR130	67,07	
250	XLR250 R3L,R3M,R3N,R3P,R5,R6	MD22	Japonia			16	JTF264,16	15,86	50	JTR1361,50	83,45	428	130	DID428VX130	289,90	
														EK428SROZ130	265,67	
														IRIS428HTP130	244,25	
														JTC428HDR130	67,07	
250	XLR250 RF,R2F (<1001833)	MD16	Japonia									520	102	DID520VX102	263,16	
														EK520MVXZ102	315,47	
														IRIS520HTP102	264,86	
														JTC520X1R102	205,44	
250	XLR250 RF,R2F (>1001834)	MD16	Japonia									520	102	DID520VX102	263,16	
														EK520MVXZ102	315,47	
														IRIS520HTP102	264,86	
														JTC520X1R102	205,44	
250	XL-X250 RD		Japonia	1983		14	JTF287,14	43,13	40	JTR245/2,40	72,95	520	102	DID520VX102	263,16	
										SX6143.245/2,40	230,06			EK520MVXZ102	315,47	
										SX239.245/2,40	125,38			IRIS520HTP102	264,86	
										SX231.245/2,40	98,11			JTC520X1R102	205,44	
250	XL-X250 RE	</														

Poj. [cm3]	Model	Kod	Kraj	Rok od	Rok do	Zębatka przód JT			Zębatka tył JT / Supersprox			Łańcuch DID / EK / IRIS / JT					
						Lz	Nr katalogowy	Cena	Lz	Nr katalogowy	Cena	Szer.	Dł.	Nr katalogowy	Cena		
250	XR250 L			1991	1996										EK520SRX104	285,32	
															IRIS520HTP104	270,06	
															JTC520X1R104	209,46	
250	XR250 RC,RD			1982	1983	13	JTF281,13	38,21	53	JTR245/2,53	108,24	520	104	DID520ERT2104	238,16		
										SX6143.245/2,53	230,06			EK520MRD6104	200,72		
										SX239.245/2,53	125,38			IRIS520RXP104	188,39		
250	XR250 RE,RF									SX231.245/2,53	98,11			JTC520HDP104	98,99		
				1984	1985	13	JTF328,13	29,50	50	JTR245/2,50	103,91	520	108	DID520ERT2108	247,32		
										SX6143.245/2,50	230,06			EK520MRD6108	208,44		
250	XR250 RG,RH									SX239.245/2,50	125,38			IRIS520RXP108	195,64		
										SX231.245/2,50	98,11			JTC520HDP108	102,80		
				1986	1987	13	JTF328,13	29,50	48	JTR245/2,48	96,77	520	108	DID520ERT2108	247,32		
250	XR250 RG,RH									SX6143.245/2,48	230,06			EK520MRD6108	208,44		
										SX239.245/2,48	125,38			IRIS520RXP108	195,64		
										SX231.245/2,48	98,11			JTC520HDP108	102,80		
250	XR250 RG,RH		Australia	1986	1987	13	JTF287,13	40,10	48	JTR245/2,48	96,77	520	108	DID520ERT2108	247,32		
										SX6143.245/2,48	230,06			EK520MRD6108	208,44		
										SX239.245/2,48	125,38			IRIS520RXP108	195,64		
250	XR250 RJ,RK									SX231.245/2,48	98,11			JTC520HDP108	102,80		
				1988	1989	13	JTF327,13	40,21	48	JTR245/2,48	96,77	520	108	DID520ERT2108	247,32		
										SX6143.245/2,48	230,06			EK520MRD6108	208,44		
250	XR250 RL,RM,RN,RP,RR,RS									SX239.245/2,48	125,38			IRIS520RXP108	195,64		
										SX231.245/2,48	98,11			JTC520HDP108	102,80		
				1990	1995	13	JTF327,13	40,21	48	JTR301,48	105,70	520	108	DID520ERT2108	247,32		
250	XR250 RL,RM,RN,RP,RR,RS									SX6143.301,48	230,06			EK520MRD6108	208,44		
										SX239.301,48	125,38			IRIS520RXP108	195,64		
										SX231.301,48	98,11			JTC520HDP108	102,80		
250	XR250 RL,RM,RN,RP,RR,RS		Australia	1990	1995	13	JTF327,13	40,21	40	JTR301,40	88,05	520					
										SX6143.301,40	230,06						
										SX239.301,40	125,38						
250	XR250 RT,RV,RW,RX,RY,R-1,R-2,R-3,R-4									SX231.301,40	98,11						
				1996	2004	13	JTF1321,13	42,21	48	JTR210,48	104,45	520	106	DID520VT2106	328,60		
										SX6143.210,48	230,06			EK520SRX106	290,81		
250	XR250 S									SX239.210,48	125,38			IRIS520HTP106	275,25		
										SX231.210,48	98,11			JTC520X1R106	213,49		
				1996		13	JTF1321,13	42,21	39	JTR210,39	15,66	520					
300	TRX300 EX FOURTRAX									SX6143.210,39	230,06						
										SX239.210,39	125,38						
										SX231.210,39	98,11						
300	TRX300 X			1993	2008	13	JTF1352,13	32,15	38	JTR1350,38	73,71	520	86	DID520ATV86	261,44		
										SX6143.1350,38	230,06			EK520SRX86	235,94		
										SX239.1350,38	125,38			IRIS520HTP86	223,32		
300	TRX300 X									SX231.1350,38	98,11			JTC520X1R86	173,21		
				2009		13	JTF1352,13	32,15	38	JTR1350,38	73,71	520	86	DID520ATV86	261,44		
										SX6143.1350,38	230,06			EK520SRX86	235,94		
350	ATC350 X									SX239.1350,38	125,38			IRIS520HTP86	223,32		
										SX231.1350,38	98,11			JTC520X1R86	173,21		
				1985		13	JTF1336,13	50,71	40	JTR1351,40	107,27	520	90	DID520ERT290	206,10		
350	ATC350 X													EK520MRD690	173,70		
														IRIS520RXP90	163,03		
														JTC520HDP90	85,67		
350	ATC350 X			1986		13	JTF1336,13	50,71	40	JTR1352,40	107,27	520	90	DID520ERT290	206,10		
														EK520MRD690	173,70		
														IRIS520RXP90	163,03		
350	CB350 F					17	JTF278,17	35,77	38	JTR278,38	112,52	50	96	DID50(530)VX96	311,04		
														EK530MVXZ96	356,83		
														IRIS530HTP96	260,75		
350	CB350 K													JTC530X1R96	242,35		
														DID50(530)VX96	311,04		
														EK530MVXZ96	356,83		
350	CB350 SG													IRIS530HTP96	260,75		
														JTC530X1R96	242,35		
				1986	1988	15	JTF291,15	61,32	36	JTR1332,36	78,74	525	108	DID525VX108	320,76		
350	CB350 SG									SX6143.1332,36	250,97			EK525MVXZ108	393,76		
											SX239.1332,36	133,37			IRIS525HTP108	286,95	
											SX231.1332,36	119,36			JTC525X1R108	250,30	
350	CB350 SG		Europa			16	JTF291,16	60,99	36	JTR1332,36	78,74	525	108	DID525VX108	320,76		
											SX6143.1332,36	250,97			EK525MVXZ108	393,76	
											SX239.1332,36	133,37			IRIS525HTP108	286,95	
350	XL350 RF,RG,RH									SX231.1332,36	119,36			JTC525X1R108	250,30		
				ND03		1985	1987	14	JTF287,14	43,13	38	JTR245/2,38	71,28	520	102	DID520VX102	263,16
											SX6143.245/2,38	230,06			EK520MVXZ102	315,47	
350	XL-X350									SX239.245/2,38	125,38			IRIS520HTP102	264,86		
											SX231.245/2,38	98,11			JTC520X1R102	205,44	
						14	JTF287,14	43,13	41	JTR245/2,41	76,85	520	106	DID520VX106	273,48		
350	XR350 RD,RE									SX6143.245/2,41	230,06			EK520MVXZ106	327,85		
											SX239.245/2,41	125,38			IRIS520HTP106	275,25	
											SX231.245/2,41	98,11			JTC520X1R106	213,49	
350	XR350 RD,RE			1983	1984	14	JTF287,14	43,13	42	JTR245/2,42	82,10	520	104	DID520VT2104	322,40		
											SX6143.245/2,42	230,06			EK520SRX104	285,32	
											SX239.245/2,42	125,38			IRIS520HTP104	270,06	
350	XR350 RF,RG,RH									SX231.245/2,42	98,11			JTC520X1R104	209,46		
				1985	1987	14	JTF1336,14	50,71	42	JTR245/2,42	82,10	520	106	DID520VT2106	328,60		
											SX6143.245/2,42	230,06			EK520SRX106	290,81	
360	CB360 F									SX239.245/2,42	125,38			IRIS520HTP106	275,25		

Poj. [cm3]	Model	Kod	Kraj	Rok od	Rok do	Zębatka przód		Zębatka tył					Łańcuch			
						JT		JT / Supersprox					DID / EK / IRIS / JT			
						Lz	Nr katalogowy	Cena	Lz	Nr katalogowy	Cena	Szer.	Dł.	Nr katalogowy	Cena	
HONDA																
400	CB-1 (CB400 FM,FM2)		Japonia			15	JTF297,15	67,60	37	JTR1332,37	80,75	525	104	DID525VX104	308,88	
										SX6143.1332,37	250,97			EK525MVXZ104	379,18	
										SX239.1332,37	133,37			IRIS525HTP104	276,32	
										SX231.1332,37	119,36			JTC525X1R104	241,03	
400	CB400 F,F1,F2			1975	1979	17	JTF278,17	35,77	38	JTR278,38	112,52	50	96	DID50(530)VX96	311,04	
														EK530MVXZ96	356,83	
														IRIS530HTP96	260,75	
														JTC530X1R96	242,35	
400	CB400 F2N,F2R,F2S,F2T,F2V SUPER FOUR	NC31	Japonia			15	JTF297,15	67,60	42	JTR1332,42	102,12	525	110	DID525VX110	326,70	
										SX6143.1332,42	250,97			EK525MVXZ110	401,05	
										SX239.1332,42	133,37			IRIS525HTP110	292,27	
										SX231.1332,42	119,36			JTC525X1R110	254,93	
400	CB400 F3S,F3T,F3V SUPER FOUR	NC31	Japonia			15	JTF297,15	67,60	45	JTR1332,45	105,48	525	112	DID525VX112	332,64	
										SX6143.1332,45	250,97			EK525MVXZ112	408,34	
										SX239.1332,45	133,37			IRIS525HTP112	297,58	
										SX231.1332,45	119,36			JTC525X1R112	259,57	
400	CB400 LC		Japonia			17	JTF278,17	35,77					50	106	DID50(530)VX106	343,44
														EK530MVXZ106	394,00	
														IRIS530HTP106	287,92	
														JTC530X1R106	267,60	
400	CB400 N,NA			1979	1980	16	JTF278,16	34,85	36	JTR246,36	103,21	50	100	DID50(530)VX100	324,00	
														EK530MVXZ100	371,70	
														IRIS530HTP100	271,62	
														JTC530X1R100	252,45	
400	CB400 NB,NC,ND			1981	1983	16	JTF276,16	46,81	36	JTR247,36	107,48	520	100	DID520VX100	258,00	
														EK520MVXZ100	309,29	
														IRIS520HTP100	259,67	
														JTC520X1R100	201,41	
400	CB400 SUPER FOUR V-TECH	NC39	Japonia			15	JTF297,15	67,60				525	108	DID525VX108	320,76	
														EK525MVXZ108	393,76	
														IRIS525HTP108	286,95	
														JTC525X1R108	250,30	
400	CB400 T,AT			1978	1979	16	JTF278,16	34,85	36	JTR246,36	103,21	50	100	DID50(530)VX100	324,00	
														EK530MVXZ100	371,70	
														IRIS530HTP100	271,62	
														JTC530X1R100	252,45	
400	CB400 T,AT		Niemcy	1978	1979	16	JTF278,16	34,85	37	JTR246,37	108,89	50	100	DID50(530)VX100	324,00	
														EK530MVXZ100	371,70	
														IRIS530HTP100	271,62	
														JTC530X1R100	252,45	
400	CBR400 FE,F2E,F2E-YA		Japonia			14	JTF293,14	66,78	44	JTR1332,44	102,12	525	106	DID525VX106	314,82	
										SX6143.1332,44	250,97			EK525MVXZ106	386,47	
										SX239.1332,44	133,37			IRIS525HTP106	281,64	
										SX231.1332,44	119,36			JTC525X1R106	245,66	
400	CBR400 FF,F2F,F2F-YA		Japonia			15	JTF293,15	65,92	47	JTR1332,47	114,95	525	108	DID525VX108	320,76	
										SX6143.1332,47	250,97			EK525MVXZ108	393,76	
										SX239.1332,47	133,37			IRIS525HTP108	286,95	
										SX231.1332,47	119,36			JTC525X1R108	250,30	
400	CBR400 R					15	JTF286,15	64,13	43	JTR1334,43	111,49	50	108	DID50(530)VX108	349,92	
										SX6143.1334,43	250,97			EK530MVXZ108	401,43	
										SX239.1334,43	133,37			IRIS530HTP108	293,35	
										SX231.1334,43	130,31			JTC530X1R108	272,65	
400	CBR400 RG,RH-YA AERO		Japonia			15	JTF294,15	85,24	44	JTR1332,44	102,12	525	108	DID525VX108	320,76	
										SX6143.1332,44	250,97			EK525MVXZ108	393,76	
										SX239.1332,44	133,37			IRIS525HTP108	286,95	
										SX231.1332,44	119,36			JTC525X1R108	250,30	
400	CBR400 RR -L-L2 GULL - ARM	NC29				15	JTF297,15	67,60	39	JTR1314,39	110,84	525	106	DID525VX106	314,82	
														EK525MVXZ106	386,47	
														IRIS525HTP106	281,64	
														JTC525X1R106	245,66	
400	CBR400 RRH	NC23				15	JTF294,15	85,24	40	JTR1313,40	102,99	525	106	DID525VX106	314,82	
														EK525MVXZ106	386,47	
														IRIS525HTP106	281,64	
														JTC525X1R106	245,66	
400	CBR400 RRJ TRI - ARM	NC23				15	JTF297,15	67,60	42	JTR1313,42	107,70	525	106	DID525VX106	314,82	
														EK525MVXZ106	386,47	
														IRIS525HTP106	281,64	
														JTC525X1R106	245,66	
400	CBR400 RRK TRI - ARM	NC23				15	JTF297,15	67,60	40	JTR1313,40	102,99	525	106	DID525VX106	314,82	
														EK525MVXZ106	386,47	
														IRIS525HTP106	281,64	
														JTC525X1R106	245,66	
400	CBX400 F-F2					15	JTF278,15	32,04	45	JTR1334,45	115,98	50	104	DID50(530)VX104	336,96	
										SX6143.1334,45	250,97			EK530MVXZ104	386,56	
										SX239.1334,45	133,37			IRIS530HTP104	282,48	
										SX231.1334,45	130,31			JTC530X1R104	262,55	
400	CM400 T					16	JTF278,16	34,85	36	JTR246,36	103,21	50	102	DID50(530)VX102	330,48	
														EK530MVXZ102	379,13	
														IRIS530HTP102	277,05	
														JTC530X1R102	257,50	
400	CM400 T-A CHOPPER	NC01		1979	1980	16	JTF278,16	34,85	35	JTR246,35	103,21	50	100	DID50(530)VX100	324,00	
														EK530MVXZ100	371,70	
														IRIS530HTP100	271,62	
														JTC530X1R100	252,45	
400	CM400 T-B,C,D CHOPPER	NC01		1981	1983	16	JTF276,16	46,81	35	JTR247,35	107,48	520	100	DID520VX100	258,00	
														EK520MVXZ100	309,29	
														IRIS520HTP100	259,67	
														JTC520X1R100	201,41	
400	FT400 C		Japonia			15	JTF289,15	54,82	46	JTR1334,46	121,99	50	102	DID50(530)VX102	330,48	
										SX6143.1334,46	250,97			EK530MVXZ102	379,13	
										SX239.1334,46	133,37			IRIS530HTP102	277,05	
										SX231.1334,46	130,31			JTC530X1R102	257,50	
400	GB400 F,F2		Japonia			14	JTF290,14	52,28	39	JTR1332,39	16,45	525	108	DID525VX108	320,76	
										SX6143.1332,39	250,97			EK525MVXZ108	393,76	
										SX239.1332,39	133,37			IRIS525HTP108	286,95	
										SX231.1332,39	119,36			JTC525X1R108	250,30	
400	GB400 H3		Japonia			14	JTF294,14	85,24	39	JTR1332,39	16,45	525	108	DID525VX108	320,76	
										SX6143.1332,39	250,97			EK525MVXZ108	393,76	
										SX239.1332,39	133,37			IRIS525HTP108	286,95	
										SX231.1332,39	119,36			JTC525X1R108	250,30	
400	NS400 R	NC19		1985	1988	16	JTF292,16	71,60	40	JTR298,40	101,85	50	108	DID50(530)VX108	349,92	
														EK530MVXZ108	401,43	

NAPĘD

Poj. [cm3]	Model	Kod	Kraj	Rok od	Rok do	Zębatka przód			Zębatka tył			Łańcuch				
						JT		Cena	JT / Supersprox		Cena	Szer.	Dł.	DID / EK / IRIS / JT		Cena
						Lz	Nr katalogowy		Lz	Nr katalogowy				Nr katalogowy		
HONDA																
450	CB450 NF	PC14		1985					SX239.1334,36	133,37			IRIS530HTP100	271,62		
									SX231.1334,36	130,31			JTC530X1R100	252,45		
					16	JTF278,16	34,85	36	JTR1334,36	96,50	50	100	DID50(530)VX100	324,00		
450	CB450 NIGHT HAWK								SX6143.1334,36	250,97			EK530MVXZ100	371,70		
									SX239.1334,36	133,37			IRIS530HTP100	271,62		
									SX231.1334,36	130,31			JTC530X1R100	252,45		
450	CB450 SG (27 PS)	PC17		1986	1988	15	JTF291,15	61,32	36	JTR1332,36	78,74	525	108	DID525VX108	320,76	
									SX6143.1332,36	250,97			EK525MVXZ108	393,76		
									SX239.1332,36	133,37			IRIS525HTP108	286,95		
									SX231.1332,36	119,36			JTC525X1R108	250,30		
450	CB450 SG (44 PS)	PC17		1986	1988	16	JTF291,16	60,99	36	JTR1332,36	78,74	525	108	DID525VX108	320,76	
									SX6143.1332,36	250,97			EK525MVXZ108	393,76		
									SX239.1332,36	133,37			IRIS525HTP108	286,95		
									SX231.1332,36	119,36			JTC525X1R108	250,30		
				1986	1987	16	JTF291,16	60,99	36	JTR1332,36	78,74	525	112	DID525VX112	332,64	
450	CMX450 C REBEL								SX6143.1332,36	250,97			EK525MVXZ112	408,34		
									SX239.1332,36	133,37			IRIS525HTP112	297,58		
									SX231.1332,36	119,36			JTC525X1R112	259,57		
450	CMX450 C REBEL		USA	1986	1987	17	JTF291,17	61,53	37	JTR1332,37	80,75	525	112	DID525VX112	332,64	
									SX6143.1332,37	250,97			EK525MVXZ112	408,34		
									SX239.1332,37	133,37			IRIS525HTP112	297,58		
									SX231.1332,37	119,36			JTC525X1R112	259,57		
450	CMX450 REBEL					16	JTF291,16	60,99	36	JTR1332,36	78,74	525	112	DID525VX112	332,64	
									SX6143.1332,36	250,97			EK525MVXZ112	408,34		
									SX239.1332,36	133,37			IRIS525HTP112	297,58		
									SX231.1332,36	119,36			JTC525X1R112	259,57		
450	CR450 RB			1981		14	JTF337,14	60,34				520	116	DID520MX116	366,56	
														EK520MRD6116	223,88	
														IRIS520RXP116	210,13	
														JTC520HDR116	110,42	
450	CRF450 R-			2011		13	JTF2845C,13	51,83	48	JTR210,48	104,45	520				
										SX6143.210,48	230,06					
										SX239.210,48	125,38					
										SX231.210,48	98,11					
450	CRF450 R-2,R-3			2002	2003	13	JTF2845C,13	51,83	50	JTR210,50	108,40	520	114	DID520VT2114	353,40	
										SX6143.210,50	230,06			EK520SRX114	312,75	
										SX239.210,50	125,38			IRIS520HTP114	296,03	
										SX231.210,50	98,11			JTC520X1R114	229,60	
450	CRF450 R-4,5,6,7,8,9,A			2004	2010	13	JTF2845C,13	51,83	48	JTR210,48	104,45	520	114	DID520VT2114	353,40	
										SX6143.210,48	230,06			EK520SRX114	312,75	
										SX239.210,48	125,38			IRIS520HTP114	296,03	
										SX231.210,48	98,11			JTC520X1R114	229,60	
450	CRF450 X-5,6,7,8,9			2005	2009	13	JTF2845C,13	51,83	51	JTR210,51	108,24	520	114	DID520VT2114	353,40	
										SX6143.210,51	230,06			EK520SRX114	312,75	
										SX239.210,51	125,38			IRIS520HTP114	296,03	
										SX231.210,51	98,11			JTC520X1R114	229,60	
450	TRX450 R			2004	2005	14	JTF2845C,14	51,83	38	JTR1350,38	73,71	520	94	DID520ATV94	285,76	
										SX6143.1350,38	230,06			EK520SRX94	257,88	
										SX239.1350,38	125,38			IRIS520HTP94	244,05	
										SX231.1350,38	98,11			JTC520X1R94	189,33	
450	TRX450 R/ER			2006	2009	13	JTF2845C,13	51,83	38	JTR1350,38	73,71	520	96	DID520ATV96	291,84	
										SX6143.1350,38	230,06			EK520SRX96	263,33	
										SX239.1350,38	125,38			IRIS520HTP96	249,28	
										SX231.1350,38	98,11			JTC520X1R96	193,33	
480	CR480 RC,RD			1982	1983	14	JTF337,14	60,34				520	118	DID520MX118	372,88	
														EK520MRD6118	227,74	
														IRIS520RXP118	213,75	
														JTC520HDR118	112,33	
500	CB500 CUP			1999		15	JTF297,15	67,60	40	JTR1332,40	99,42	525	108	DID525VX108	320,76	
										SX6143.1332,40	250,97			EK525MVXZ108	393,76	
										SX239.1332,40	133,37			IRIS525HTP108	286,95	
										SX231.1332,40	119,36			JTC525X1R108	250,30	
500	CB500 F FOUR			1972	1977	17	JTF288,17	60,13	34	JTR282,34	88,59	50	100	DID50(530)VX100	324,00	
														EK530MVXZ100	371,70	
														IRIS530HTP100	271,62	
														JTC530X1R100	252,45	
500	CB500 F1					17	JTF288,17	60,13	36	JTR282,36	93,63	50	100	DID50(530)VX100	324,00	
														EK530MVXZ100	371,70	
														IRIS530HTP100	271,62	
														JTC530X1R100	252,45	
500	CB500 K1,K2,K3			1972	1974	17	JTF288,17	60,13	34	JTR282,34	88,59	50	100	DID50(530)VX100	324,00	
														EK530MVXZ100	371,70	
														IRIS530HTP100	271,62	
														JTC530X1R100	252,45	
500	CB500 R,S,T,V,W,X,Y,1,2,3			1994	2003	15	JTF297,15	67,60	40	JTR1332,40	99,42	525	108	DID525VX108	320,76	
										SX6143.1332,40	250,97			EK525MVXZ108	393,76	
										SX239.1332,40	133,37			IRIS525HTP108	286,95	
										SX231.1332,40	119,36			JTC525X1R108	250,30	
500	CB500 S-W,X,Y,1,2			1998	2003	15	JTF297,15	67,60	40	JTR1332,40	99,42	525	108	DID525VX108	320,76	
										SX6143.1332,40	250,97			EK525MVXZ108	393,76	
										SX239.1332,40	133,37			IRIS525HTP108	286,95	
										SX231.1332,40	119,36			JTC525X1R108	250,30	
500	CB500 T			1975	1977	15	JTF278,15	32,04	33	JTR280,33	91,63	50	98	DID50(530)VX98	317,52	
														EK530MVXZ98	364,26	
														IRIS530HTP98	266,15	
														JTC530X1R98	247,40	
500	CBF500	PC39		2004	2008	15	JTF297,15	67,60	41	JTR1304,41	110,84	525	116	DID525VX116	344,52	
										SX6143.1304,41	250,97			EK525MVXZ116	422,93	
										SX239.1304,41	133,37			IRIS525HTP116	308,21	
										SX231.1304,41	119,36			JTC525X1R116	268,84	
500	CBF500 ABS	PC39		2004	2008	15	JTF297,15	67,60	41	JTR1304,41	110,84	525	116	DID525VX116	344,52	
										SX6143.1304,41	250,97			EK525MVXZ116	422,93	
										SX239.1304,41	133,37			IRIS525HTP116	308,21	
										SX231.1304,41	119,36			JTC525X1R116	268,84	
500	CBR500 F-H,J			1987	1988	15	JTF295,15	64,35	47	JTR1334,47	133,62	50	110	DID50(530)VX110	356,40	
										SX6143.1334,47	250,97			EK530MVXZ110	408,81	
										SX239.1334,47	133,37			IRIS530HTP110	298,78	
										SX231.1334,47	130,31			JTC530X1R110	277,65	
500	CR500 RE,RF			1984	1985	14	JTF337,14	60,34	51	JTR210,51	108,24	520	116	DID520MX116	366,56	
										SX6143.210,51	230,06			EK520MRD6116	223,88	
										SX239.210,51	125,38			IRIS520RXP116	210,13	
										SX231.210,51	98,11			JTC520HDR116	110,42	

Poj. [cm3]	Model	Kod	Kraj	Rok od	Rok do	Zębatka przód			Zębatka tył			Łańcuch			
						JT			JT / Supersprox			DID / EK / IRIS / JT			
						Lz	Nr katalogowy	Cena	Lz	Nr katalogowy	Cena	Szer.	Dł.	Nr katalogowy	Cena
500	CR500 RG,RH			1986	1987	14	JTF285,14	51,52	51	JTR210,51	108,24	520	116	DID520MX116	366,56
										SX6143.210,51	230,06			EK520MRD6116	223,88
										SX239.210,51	125,38			IRIS520RXP116	210,13
										SX231.210,51	98,11			JTC520HDR116	110,42
500	CR500 RJ,RK,RL,RM			1988	1991	14	JTF2845C,14	51,83	51	JTR210,51	108,24	520	116	DID520MX116	366,56
										SX6143.210,51	230,06			EK520MRD6116	223,88
										SX239.210,51	125,38			IRIS520RXP116	210,13
										SX231.210,51	98,11			JTC520HDR116	110,42
500	CR500 RN,RP,RR,RS,RT,RV,RW,RX,RY,R-1			1992	2001	14	JTF2845C,14	51,83	49	JTR210,49	104,45	520	114	DID520MX114	360,24
										SX6143.210,49	230,06			EK520MRD6114	220,02
										SX239.210,49	125,38			IRIS520RXP114	206,51
										SX231.210,49	98,11			JTC520HDR114	108,51
500	FT500 C	PC07		1982	1984	15	JTF289,15	54,82	40	JTR1334,40	108,08	50	100	DID50(530)VX100	324,00
										SX6143.1334,40	250,97			EK530MVXZ100	371,70
										SX239.1334,40	133,37			IRIS530HTP100	271,62
										SX231.1334,40	130,31			JTC530X1R100	252,45
500	GB500		Japonia			15	JTF290,15	56,18	37	JTR1332,37	80,75	525	108	DID525VX108	320,76
										SX6143.1332,37	250,97			EK525MVXZ108	393,76
										SX239.1332,37	133,37			IRIS525HTP108	286,95
										SX231.1332,37	119,36			JTC525X1R108	250,30
500	GB500 TT, K CLUBMAN			1989	1990	15	JTF294,15	85,24	37	JTR1332,37	80,75	525	108	DID525VX108	320,76
										SX6143.1332,37	250,97			EK525MVXZ108	393,76
										SX239.1332,37	133,37			IRIS525HTP108	286,95
										SX231.1332,37	119,36			JTC525X1R108	250,30
500	VF500 C - V30 MAGNA					15	JTF286,15	64,13	44	JTR1334,44	115,98	50	108	DID50(530)VX108	349,92
										SX6143.1334,44	250,97			EK530MVXZ108	401,43
										SX239.1334,44	133,37			IRIS530HTP108	293,35
										SX231.1334,44	130,31			JTC530X1R108	272,65
500	VF500 FD,FE,F2E	PC12		1984	1985	15	JTF286,15	64,13	43	JTR1334,43	111,49	50	108	DID50(530)VX108	349,92
										SX6143.1334,43	250,97			EK530MVXZ108	401,43
										SX239.1334,43	133,37			IRIS530HTP108	293,35
										SX231.1334,43	130,31			JTC530X1R108	272,65
500	VF500 FF		Australia	1985		15	JTF286,15	64,13	43	JTR1334,43	111,49	50	108	DID50(530)VX108	349,92
										SX6143.1334,43	250,97			EK530MVXZ108	401,43
										SX239.1334,43	133,37			IRIS530HTP108	293,35
										SX231.1334,43	130,31			JTC530X1R108	272,65
500	VF500 FF,F2F			1985	1987	15	JTF286,15	64,13	41	JTR1334,41	108,02	50	108	DID50(530)VX108	349,92
										SX6143.1334,41	250,97			EK530MVXZ108	401,43
										SX239.1334,41	133,37			IRIS530HTP108	293,35
										SX231.1334,41	130,31			JTC530X1R108	272,65
500	XBR500 FG,FH (27 KM)			1985	1986	14	JTF290,14	52,28	36	JTR1332,36	78,74	525	106	DID525VX106	314,82
										SX6143.1332,36	250,97			EK525MVXZ106	386,47
										SX239.1332,36	133,37			IRIS525HTP106	281,64
										SX231.1332,36	119,36			JTC525X1R106	245,66
500	XBR500 FG,FH (42 KM)			1985	1986	15	JTF290,15	56,18	36	JTR1332,36	78,74	525	106	DID525VX106	314,82
										SX6143.1332,36	250,97			EK525MVXZ106	386,47
										SX239.1332,36	133,37			IRIS525HTP106	281,64
										SX231.1332,36	119,36			JTC525X1R106	245,66
500	XBR500 SJ (27 KM)			1987	1988	14	JTF294,14	85,24	36	JTR1332,36	78,74	525	106	DID525VX106	314,82
										SX6143.1332,36	250,97			EK525MVXZ106	386,47
										SX239.1332,36	133,37			IRIS525HTP106	281,64
										SX231.1332,36	119,36			JTC525X1R106	245,66
500	XBR500 SJ,SH (44 KM)			1987	1988	15	JTF294,15	85,24	36	JTR1332,36	78,74	525	106	DID525VX106	314,82
										SX6143.1332,36	250,97			EK525MVXZ106	386,47
										SX239.1332,36	133,37			IRIS525HTP106	281,64
										SX231.1332,36	119,36			JTC525X1R106	245,66
500	XL500 RC-RH PROLINK	PD02		1982	1987	15	JTF281,15	38,21	41	JTR245/2,41	76,85	520	100	DID520VX100	258,00
										SX6143.245/2,41	230,06			EK520MVXZ100	309,29
										SX239.245/2,41	125,38			IRIS520HTP100	259,67
										SX231.245/2,41	98,11			JTC520X1R100	201,41
500	XL500 SZ,SA,SB	PD01		1979	1981	14	JTF281,14	38,21	39	JTR245/2,39	72,95	520	98	DID520VX98	252,84
										SX6143.245/2,39	230,06			EK520MVXZ98	303,10
										SX239.245/2,39	125,38			IRIS520HTP98	254,48
										SX231.245/2,39	98,11			JTC520X1R98	197,38
500	XR500 RB,RC			1981	1982	14	JTF281,14	38,21	48	JTR245/2,48	96,77	520	104	DID520MX104	328,64
										SX6143.245/2,48	230,06			EK520MRD6104	200,72
										SX239.245/2,48	125,38			IRIS520RXP104	188,39
										SX231.245/2,48	98,11			JTC520HDR104	98,99
500	XR500 RD,RE,RF			1983	1985	14	JTF281,14	38,21	48	JTR245/2,48	96,77	520	108	DID520MX108	341,28
										SX6143.245/2,48	230,06			EK520MRD6108	208,44
										SX239.245/2,48	125,38			IRIS520RXP108	195,64
										SX231.245/2,48	98,11			JTC520HDR108	102,80
500	XR500 SA,SZ			1979	1980	14	JTF281,14	38,21	48	JTR245/2,48	96,77	520	104	DID520MX104	328,64
										SX6143.245/2,48	230,06			EK520MRD6104	200,72
										SX239.245/2,48	125,38			IRIS520RXP104	188,39
										SX231.245/2,48	98,11			JTC520HDR104	98,99
550	CB550 F1,F2,K3 (4 CYL.)			1975	1980	17	JTF288,17	60,13	37	JTR282,37	96,39	50	100	DID50(530)VX100	324,00
														EK530MVXZ100	371,70
														IRIS530HTP100	271,62
														JTC530X1R100	252,45
550	CBX550 FC,F2,F2C			1982	1985	16	JTF338,16	59,42	45	JTR1334,45	115,98	50	104	DID50(530)VX104	336,96
										SX6143.1334,45	250,97			EK530MVXZ104	386,56
										SX239.1334,45	133,37			IRIS530HTP104	282,48
										SX231.1334,45	130,31			JTC530X1R104	262,55
550	CBX550 FC,F2,F2C		Niemcy	1982	1983	16	JTF338,16	59,42	43	JTR1334,43	111,49	50	104	DID50(530)VX104	336,96
										SX6143.1334,43	250,97			EK530MVXZ104	386,56
										SX239.1334,43	133,37			IRIS530HTP104	282,48
										SX231.1334,43	130,31			JTC530X1R104	262,55
550	CBX550 FD,F2D	PC04		1981	1986	16	JTF338,16	59,42	43	JTR1334,43	111,49	50	104	DID50(530)VX104	336,96
										SX6143.1334,43	250,97			EK530MVXZ104	386,56
										SX239.1334,43	133,37			IRIS530HTP104	282,48
										SX231.1334,43	130,31			JTC530X1R104	262,55
600	CB600 F-7,8,9,A HORNET	PC41		2007	2010	16	JTF1370,16	59,86	43	JTR1304,43	117,39	525	118	DID525VX118	350,46
										SX6143.1304,43	250,97			EK525MVXZ118	430,22

Poj. [cm3]	Model	Kod	Kraj	Rok od	Rok do	Zębatka przód			Zębatka tył			Łańcuch			
						JT		Cena	JT / Supersprox		Cena	Szer.	Dł.	DID / EK / IRIS / JT	
						Lz	Nr katalogowy		Lz	Nr katalogowy				Nr katalogowy	Cena
HONDA															
600	CBF600 N-4,5,6,7	PC38		2004	2007	15	JTF1371,15	63,21	43	JTR1304,43	117,39	525	116	DID525VX116	344,52
										SX6143.1304,43	250,97			EK525MVXZ116	422,93
										SX239.1304,43	133,37			IRIS525HTP116	308,21
600	CBF600 N-8,9,A	PC43		2008	2010	16	JTF1370,16	59,86	42	JTR1304,42	110,84	525	124	JTC525X1R116	268,84
										SX6143.1304,42	250,97			DID525VX124	368,28
										SX239.1304,42	133,37			EK525MVXZ124	452,10
600	CBF600 S-4,5 ABS	PC38		2004	2005	15	JTF1371,15	63,21	43	JTR1304,43	117,39	525	116	IRIS525HTP116	329,46
										SX231.1304,43	119,36			JTC525X1R116	287,38
										SX6143.1304,43	250,97			DID525VX116	344,52
600	CBF600 S-6,7 COWL ABS	PC38		2006	2007	15	JTF1371,15	63,21	43	JTR1304,43	117,39	525	116	EK525MVXZ116	422,93
										SX239.1304,43	133,37			IRIS525HTP116	308,21
										SX231.1304,43	119,36			JTC525X1R116	268,84
600	CBF600 S-8,9 ABS	PC43		2008	2009	16	JTF1370,16	59,86	42	JTR1304,42	110,84	525	124	DID525VX124	368,28
										SX6143.1304,42	250,97			EK525MVXZ124	452,10
										SX239.1304,42	133,37			IRIS525HTP124	329,46
600	CBF600 SA-A C-ABS			2010		15	JTF1370,15	59,86	42	JTR1304,42	110,84	525	124	JTC525X1R124	287,38
										SX231.1304,42	119,36			DID525VX124	368,28
										SX6143.1304,42	250,97			EK525MVXZ124	452,10
600	CBR600 F-1	OC35		2001		16	JTF1370,16	59,86	45	JTR1307,45	117,39	525	112	IRIS525HTP112	332,64
										SX6143.1307,45	250,97			EK525MVXZ112	408,34
										SX239.1307,45	133,37			IRIS525HTP112	297,58
600	CBR600 F-2,3,4,5,6,7	PC35		2002	2007	16	JTF1370,16	59,86	45	JTR1307,45	117,39	525	108	JTC525X1R112	259,57
										SX231.1307,45	119,36			DID525VX108	320,76
										SX6143.1307,45	250,97			EK525MVXZ108	393,76
600	CBR600 F4	USA		1999	2000	16	JTF1370,16	59,86	45	JTR1304,45	119,66	525	110	IRIS525HTP108	286,95
										SX6143.1304,45	250,97			JTC525X1R108	250,30
										SX239.1304,45	133,37			DID525VX110	326,70
600	CBR600 FH,FJ,FK,FL	PC19/23		1987	1990	15	JTF295,15	64,35	43	JTR1334,43	111,49	50	110	EK525MVXZ110	401,05
										SX6143.1334,43	250,97			IRIS525HTP110	292,27
										SX239.1334,43	133,37			JTC525X1R110	254,93
600	CBR600 FM,FN,FP,FR,FS,FT	PC25		1991	1996	15	JTF295,15	64,35	43	JTR302,43	115,98	50	108	DID50(530)VX110	356,40
										SX6143.302,43	250,97			EK530MVXZ108	408,87
										SX239.302,43	133,37			IRIS530HTP110	298,78
600	CBR600 FS-1,2 SPORT	PC35		2001	2002	16	JTF1370,16	59,86	46	JTR1307,46	117,17	525	112	JTC530X1R110	277,69
										SX6143.1307,46	250,97			DID50(530)VX108	349,92
										SX239.1307,46	133,37			EK530MVXZ108	401,43
600	CBR600 FV,FW	PC31		1997	1998	15	JTF1371,15	63,21	43	JTR1304,43	117,39	525	110	IRIS530HTP108	293,35
										SX6143.1304,43	250,97			JTC530X1R108	272,65
										SX239.1304,43	133,37			DID525VX112	332,64
600	CBR600 FX,FY	PC35		1999	2000	16	JTF1370,16	59,86	44	JTR1304,44	119,66	525	108	EK525MVXZ110	401,05
										SX6143.1304,44	250,97			IRIS525HTP110	292,27
										SX231.1304,44	119,36			JTC525X1R110	254,93
600	CBR600 RA	USA		2009	2010	16	JTF1370,16	59,86	42	JTR1307,42	111,70	525	112	DID525VX108	320,76
										SX6143.1307,42	250,97			EK525MVXZ108	393,76
										SX239.1307,42	133,37			IRIS525HTP108	286,95
600	CBR600 RA-A (C-ABS)			2010		16	JTF1370,16	59,86	41	JTR1307,41	111,70	525	112	JTC525X1R108	250,30
										SX6143.1307,41	250,97			DID525VX112	332,64
										SX239.1307,41	133,37			EK525MVXZ112	408,34
600	CBR600 RR-3,4,5,6	PC37		2003	2006	16	JTF1370,16	59,86	42	JTR1307,42	111,70	525	112	IRIS525HTP112	297,58
										SX231.1307,41	119,36			JTC525X1R112	259,57
										SX6143.1307,42	250,97			DID525VX112	332,64
600	CBR600 RR-7,8,9,A	PC40		2007	2010	16	JTF1370,16	59,86	41	JTR1307,41	111,70	525	112	EK525MVXZ112	408,34
										SX6143.1307,41	250,97			IRIS525HTP112	297,58
										SX239.1307,41	133,37			JTC525X1R112	259,57
600	NV600 C-J STEED (PC21-100)	PC21	Japonia			16	JTF293,16	78,31	45	JTR1332,45	105,48	525	120	DID525VX120	356,40
										SX6143.1332,45	250,97			EK525MVXZ120	437,51
										SX239.1332,45	133,37			IRIS525HTP120	318,83
600	NV600 C-K,L,N,P,R STEED	PC21	Japonia			16	JTF296,16	71,93	45	JTR1332,45	105,48	525	120	JTC525X1R120	278,11
										SX231.1332,45	119,36			DID525VX120	356,40
										SX6143.1332,45	250,97			EK525MVXZ120	437,51
600	VLX600 SHADOW		Japonia	1990		16	JTF296,16	71,93	44	JTR1332,44	102,12	525	120	IRIS525HTP120	318,83
										SX239.1332,44	250,97			JTC525X1R120	278,11
										SX231.1332,44	119,36			DID525VX120	356,40
600	VT600 C SHADOW	PC16		1990	1998	16	JTF296,16	71,93	44	JTR1332,44	102,12	525	120	EK525MVXZ120	437,51
										SX6143.1332,44	250,97			IRIS525HTP120	318,83
										SX239.1332,44	133,37			JTC525X1R120	278,11
600	VT600 C SHADOW (VLX)			1999	2007	16	JTF296,16	71,93	44	JTR1332,44	102,12	525	120	DID525VX120	356,40
										SX6143.1332,44	250,97			EK525MVXZ120	437,51
										SX239.1332,44	133,37			IRIS525HTP120	318,83
600	VT600 CD SHADOW DELUXE			1994	2000	16	JTF296,16	71,93	44	JTR1332,44	102,12	525	120	JTC525X1R120	278,11
										SX6143.1332,44	250,97			DID525VX120	356,40
										SX239.1332,44	133,37			EK525MVXZ120	437,51
600	VT600 CD/CD2 SHADOW DELUXE			2001	2007	16	JTF296,16	71,93	44	JTR1332,44	102,12	525	120	IRIS525HTP120	318,83
										SX6143.1332,44	250,97			JTC525X1R120	278,11
										SX239.1332,44	133,37			DID525VX120	356,40
600	VT600 C-J CHOPPER	PC21		1988		16	JTF293,16	78,31	44	JTR1332,44	102,12	525	120	EK525MVXZ120	437,51
										SX6143.1332,44	250,97			IRIS525HTP120	318,83
										SX239.1332,44	133,37			JTC525X1R120	278,11

Poj. [cm3]	Model	Kod	Kraj	Rok od	Rok do	Zębatka przód JT			Zębatka tył JT / Supersprox			Łańcuch DID / EK / IRIS / JT			
						Lz	Nr katalogowy	Cena	Lz	Nr katalogowy	Cena	Szer.	Dł.	Nr katalogowy	Cena
600	VT600 C-J CHOPPER	PC21		1988						SX239.1332,44	133,37			IRIS525HTP120	318,83
										SX231.1332,44	119,36			JTC525X1R120	278,11
		PD04		1985	1987	15	JTF281,15	38,21	40	JTR245/2,40	72,95	520	106	DID520ZVMX106	424,00
600	XL600 LM-F									SX6143.245/2,40	230,06			EK520ZVX106	448,10
										SX239.245/2,40	125,38			IRIS520FB106	363,14
										SX231.245/2,40	98,11			JTC520X1R106	213,49
		PD03		1983	1987	15	JTF281,15	38,21	41	JTR245/2,41	76,85	520	104	DID520ZVMX104	416,00
600	XL600 RD,RE,RF									SX6143.245/2,41	230,06			EK520ZVX104	439,65
										SX239.245/2,41	125,38			IRIS520FB104	356,29
										SX231.245/2,41	98,11			JTC520X1R104	209,46
		PD04		1986	1988	15	JTF281,15	38,21	40	JTR245/2,40	72,95	520	106	DID520ZVMX106	424,00
600	XL600 RM-G									SX6143.245/2,40	230,06			EK520ZVX106	448,10
										SX239.245/2,40	125,38			IRIS520FB106	363,14
										SX231.245/2,40	98,11			JTC520X1R106	213,49
		PD06		1987	1988	15	JTF293,15	65,92	47	JTR300,47	113,71	525	118	DID525VX118	350,46
600	XL600 VH,VJ TRANSALP									SX6143.300,47	250,97			EK525MVXZ118	430,22
										SX239.300,47	133,37			IRIS525HTP118	313,52
										SX231.300,47	119,36			JTC525X1R118	273,47
		PD06		1988	1990	15	JTF296,15	69,60	47	JTR300,47	113,71	525	118	DID525VX118	350,46
600	XL600 V-J,K,L TRANSALP									SX6143.300,47	250,97			EK525MVXZ118	430,22
										SX239.300,47	133,37			IRIS525HTP118	313,52
										SX231.300,47	119,36			JTC525X1R118	273,47
		PD06		1991	2000	15	JTF296,15	69,60	47	JTR300,47	113,71	525	120	DID525VX120	356,40
600	XL600 V-M,N,P,R,S,T,V,W,X,Y TRANSALP									SX6143.300,47	250,97			EK525MVXZ120	437,51
										SX239.300,47	133,37			IRIS525HTP120	318,83
										SX231.300,47	119,36			JTC525X1R120	278,11
				1985	1987	14	JTF281,14	38,21	48	JTR245/2,48	96,77	520	110	DID520VT2110	341,00
600	XR600 RF,RG,RH									SX6143.245/2,48	230,06			EK520SRX110	301,78
										SX239.245/2,48	125,38			IRIS520HTP110	285,64
										SX231.245/2,48	98,11			JTC520X1R110	221,55
				1988	1990	14	JTF281,14	38,21	50	JTR245/3,50	95,28	520	112	DID520VT2112	347,20
600	XR600 RJ,RK,RL									SX6143.245/3,50	230,06			EK520SRX112	307,27
										SX239.245/3,50	125,38			IRIS520HTP112	290,83
										SX231.245/3,50	98,11			JTC520X1R112	225,58
				1991	2000	14	JTF1309,14	58,99	48	JTR301,48	105,70	520	110	DID520VT2110	341,00
600	XR600 RM,RN,RP,RR,RS,RT,RV,RW,RX,RY									SX6143.301,48	230,06			EK520SRX110	301,78
										SX239.301,48	125,38			IRIS520HTP110	285,64
										SX231.301,48	98,11			JTC520X1R110	221,55
			Australia	1993	1994	14	JTF1309,14	58,99	40	JTR301,40	88,05	520	108	DID520VT2108	334,80
600	XR600 RPRR									SX6143.301,40	230,06			EK520SRX108	296,29
										SX239.301,40	125,38			IRIS520HTP108	280,44
										SX231.301,40	98,11			JTC520X1R108	217,52
		RC05		1981	1982	16	JTF338,16	59,42	40	JTR284,40	95,25	50	104	DID50(530)VX104	336,96
650	CB650 C													EK530MVXZ104	386,56
														IRIS530HTP104	282,48
														JTC530X1R104	262,55
		RC05	Niemcy	1981	1982	16	JTF338,16	59,42	39	JTR284,39	102,77	50	104	DID50(530)VX104	336,96
650	CB650 CA,CB													EK530MVXZ104	386,56
														IRIS530HTP104	282,48
														JTC530X1R104	262,55
			Japonia			17	JTF338,17	60,78	37	JTR284,37	96,39	50	104	DID50(530)VX104	336,96
650	CB650 CA,CB													EK530MVXZ104	386,56
														IRIS530HTP104	282,48
														JTC530X1R104	262,55
			Japonia			17	JTF338,17	60,78	38	JTR284,38	100,99	50			
650	CB650 LC			1982	1983	17	JTF338,17	60,78	38	JTR284,38	100,99	50	104	DID50(530)VX104	336,96
650	CB650 NIGHT HAWK													EK530MVXZ104	386,56
														IRIS530HTP104	282,48
														JTC530X1R104	262,55
				1980	1981	16	JTF338,16	59,42	39	JTR284,39	102,77	50	106	DID50(530)VX106	343,44
650	CB650 SC NIGHT HAWK													EK530MVXZ106	394,00
														IRIS530HTP106	287,92
														JTC530X1R106	267,60
		RC03		1979	1981	16	JTF338,16	59,42	40	JTR284,40	95,25	50	102	DID50(530)VX102	330,48
650	CB650 Z,A,B													EK530MVXZ102	379,13
														IRIS530HTP102	277,05
														JTC530X1R102	257,50
		RD12		2005	2008	14	JTF308,14	51,25	42	JTR245/3,42	82,10	520	110	DID520ZVMX110	440,00
650	FMX650									SX6143.245/3,42	230,06			EK520ZVX110	465,01
										SX239.245/3,42	125,38			IRIS520FB110	376,84
										SX231.245/3,42	98,11			JTC520X1R110	221,55
		RD09		1999	2001	14	JTF308,14	51,25	43	JTR245/3,43	84,91	520	108	DID520ZVMX108	432,00
650	FX650 VIGOR									SX6143.245/3,43	230,06			EK520ZVX108	456,56
										SX239.245/3,43	125,38			IRIS520FB108	369,99
										SX231.245/3,43	98,11			JTC520X1R108	217,52
			USA	1990	1991	16	JTF296,16	71,93	44	JTR1311,44	113,71	525	112	DID525VX112	332,64
650	NT650 K HAWK GT									SX6143.1311,44	250,97			EK525MVXZ112	408,34
										SX239.1311,44	133,37			IRIS525HTP112	297,58
										SX231.1311,44	119,36			JTC525X1R112	259,57
			Japonia	1988	1991	16	JTF296,16	71,93	43	JTR1332,43	102,12	525	112	DID525VX112	332,64
650	NTV6														

Poj. [cm3]	Model	Kod	Kraj	Rok od	Rok do	Zębatka przód			Zębatka tył			Łańcuch				
						JT		Cena	Lz	JT / Supersprox		Cena	Szer.	Dł.	DID / EK / IRIS / JT	
						Lz	Nr katalogowy			Nr katalogowy	Nr katalogowy				Nr katalogowy	Cena
HONDA																
650	SLR650		Francja	1997	1998					SX6143.245/3,43	230,06			EK520ZVX110	465,01	
										SX239.245/3,43	125,38			IRIS520FB110	376,84	
										SX231.245/3,43	98,11			JTC520X1R110	221,55	
650	SLR650 V,W	RD09		1997	1998	15	JTF308,15	52,71	43	JTR245/3,43	84,91	520	110	DID520ZVMX110	440,00	
										SX6143.245/3,43	230,06			EK520ZVX110	465,01	
										SX239.245/3,43	125,38			IRIS520FB110	376,84	
650	SLR650 X,Y									SX231.245/3,43	98,11			JTC520X1R110	221,55	
				1999	2001	14	JTF308,14	51,25	43	JTR245/3,43	84,91	520	110	DID520ZVMX110	440,00	
										SX6143.245/3,43	230,06			EK520ZVX110	465,01	
650	XL650 V TRANSALP									SX239.245/3,43	125,38			IRIS520FB110	376,84	
										SX231.245/3,43	98,11			JTC520X1R110	221,55	
		RD10/11		2001	2007	15	JTF296,15	69,60	48	JTR300,48	113,71	525	118	DID525ZVMX118	525,10	
650	XR650 L-A									SX6143.300,48	250,97			EK525ZVX2118	606,00	
										SX239.300,48	133,37			IRIS525FB118	414,01	
										SX231.300,48	119,36			JTC525X1R118	273,47	
650	XR650 L-P,R,S,T,V,W,X,Y,1,2,3,4,5,6,7,8,9			2010		15	JTF1309,15	58,99	45	JTR301,45	88,05	520	110	DID520VT2110	341,00	
										SX6143.301,45	230,06			EK520SRX110	301,78	
										SX239.301,45	125,38			IRIS520HTP110	285,64	
650	XR650 RY,R-1,R-2,R-3,R-4-R-5,R-6,R-7									SX231.301,45	98,11			JTC520X1R110	221,55	
				1993	2009	15	JTF1309,15	58,99	45	JTR301,45	88,05	520	110	DID520VT2110	341,00	
										SX6143.301,45	230,06			EK520SRX110	301,78	
650	XRV650 AFRICA TWIN									SX239.301,45	125,38			IRIS520HTP110	285,64	
										SX231.301,45	98,11			JTC520X1R110	221,55	
				2000	2007	14	JTF1307,14	70,46	48	JTR210,48	104,45	520	110	DID520VT2110	341,00	
650	XRV650 AFRICA TWIN									SX6143.210,48	230,06			EK520SRX110	301,78	
										SX239.210,48	125,38			IRIS520HTP110	285,64	
										SX231.210,48	98,11			JTC520X1R110	221,55	
700	TRX700 XX	PD03		1988	1990	16	JTF296,16	71,93	49	JTR300,49	115,98	525	124	DID525ZVMX124	551,80	
										SX6143.300,49	250,97			EK525ZVX2124	636,81	
										SX239.300,49	133,37			IRIS525FB124	435,06	
700	VF700 F INTERCEPTOR									SX231.300,49	119,36			JTC525X1R124	287,38	
700	VFR700 F INTERCEPTOR		USA	1986	1988	16	JTF339,16	63,92	45	JTR1334,44	115,98	50	110	DID50(530)VX110	356,40	
										SX6143.1334,44	250,97			EK530MVXZ110	408,87	
										SX239.1334,44	133,37			IRIS530HTP110	298,78	
700	XL700 V/VA-8,9,A TRANSALP									SX231.1334,44	130,31			JTC530X1R110	277,69	
										JTR1334,45	115,98	50	110	DID50(530)VX110	356,40	
										SX6143.1334,45	250,97			EK530MVXZ110	408,87	
700	CB750 CA,CB									SX239.1334,45	133,37			IRIS530HTP110	298,78	
										SX231.1334,45	130,31			JTC530X1R110	277,69	
		RD13		2008	2010	15	JTF296,15	69,60	47	JTR300,47	113,71	525	118	DID525ZVMX118	525,10	
750	CB750 CA,CB,CDB CUSTOM									SX6143.300,47	250,97			EK525ZVX2118	606,00	
										SX239.300,47	133,37			IRIS525FB118	414,01	
										SX231.300,47	119,36			JTC525X1R118	273,47	
750	CB750 CB					17	JTF339,17	64,35	40	JTR298,40	101,85	50	108	DID50(530)VX108	349,92	
														EK530MVXZ108	401,43	
														IRIS530HTP108	293,35	
750	CB750 F2 (4W1)													JTC530X1R108	272,65	
750	CB750 F2 SOHC		Japonia			18	JTF339,18	67,81	41	JTR1334,41	108,02	50	106	DID50(530)VX106	343,44	
										SX6143.1334,41	250,97			EK530MVXZ106	394,00	
										SX239.1334,41	133,37			IRIS530HTP106	287,92	
750	CB750 F2-1									SX231.1334,41	130,31			JTC530X1R106	267,60	
		RC06	Niemcy	1980	1981	18	JTF339,18	67,81	39	JTR284,39	102,77	50	104	DID50(530)VX104	336,96	
														EK530MVXZ104	386,56	
750	CB750 F2C,F2D													IRIS530HTP104	282,48	
														JTC530X1R104	262,55	
750	CB750 F2N,F2T		Francja			18	JTF339,18	67,81	45	JTR284,45	125,13	50	106	DID50(530)VX106	343,44	
														EK530MVXZ106	394,00	
														IRIS530HTP106	287,92	
750	CB750 F2N,F2T													JTC530X1R106	267,60	
750	CB750 F2N,F2T					18	JTF339,18	67,81	46	JTR1334,46	121,99	50	108	DID50(530)VX108	349,92	
										SX6143.1334,46	250,97			EK530MVXZ108	401,43	
										SX239.1334,46	133,37			IRIS530HTP108	293,35	
750	CB750 F2N,F2T									SX231.1334,46	130,31			JTC530X1R108	272,65	
750	CB750 F2N,F2T					18	JTF339,18	67,81	46	JTR1334,46	121,99	50	108	DID50(530)VX108	349,92	
										SX6143.1334,46	250,97			EK530MVXZ108	401,43	
										SX239.1334,46	133,37			IRIS530HTP108	293,35	
750	CB750 F2N,F2T									SX231.1334,46	130,31			JTC530X1R108	272,65	
750	CB750 F2N,F2T		Japonia			15	JTF1332,15	64,13	39	JTR1332,39	16,45	525	112	DID525ZVMX112	498,40	
										SX6143.1332,39	250,97			EK525ZVX2112	575,18	
										SX239.1332,39	133,37			IRIS525FB112	392,96	
750	CB750 F2N,F2T									SX231.1332,39	119,36			JTC525X1R112	259,57	
750	CB750 F2N,F2T	RC42		1992	2000	15	JTF1332,15	64,13	40	JTR1332,40	99,42	525	112	DID525ZVMX112	498,40	
										SX6143.1332,40	250,97			EK525ZVX2112	575,18	
										SX239.1332,40	133,37			IRIS525FB112	392,96	
750	CB750 F2N,F2T									SX231.1332,40	119,36			JTC525X1R112	259,57	
750	CB750 F2N,F2T					18	JTF339,18	67,81	46	JTR1334,46	121,99	50	108	DID50(530)VX108	349,92	
										SX6143.1334,46	250,97			EK530MVXZ108	401,43	
										SX239.1334,46	133,37			IRIS530HTP108	293,35	
750	CB750 F2N,F2T									SX231.1334,46	130,31			JTC530X1R108	272,65	
750	CB750 F2N,F2T					18	JTF339,18	67,81	46	JTR284,46	128,59	50	108	DID50(530)VX108	349,92	
														EK530MVXZ108	401,43	
										SX239.1334,46	133,37			IRIS530HTP108	293,35	
750	CB750 F2N,F2T									SX231.1334,46	130,31			JTC530X1R108	272,65	
750	CB750 F2N,F2T					18	JTF339,18	67,81	46	JTR284,46	128,59	50	108	DID50(530)VX108	349,92	
														EK530MVXZ108	401,43	
										SX239.1334,46	133,37			IRIS530HTP108	293,35	
750	CB750 F2N,F2T									SX231.1334,46	130,31			JTC530X1R108	272,65	
750	CB750 F2N,F2T					18	JTF339,18	67,81	46	JTR284,46	128,59	50	108	DID50(530)VX108	349,92	
														EK530MVXZ108	401,43	
										SX239.1334,46	133,37			IRIS530HTP108	293,35	
750	CB750 F2N,F2T									SX231.1334,46	130,31			JTC530X1R108	272,65	
750	CB750 F2N,F2T					18	JTF339,18	67,81	46	JTR284,46	128,59	50	108	DID50(530)VX108	349,92	
														EK530MVXZ108	401,43	
										SX239.1334,46	133					

Poj. [cm3]	Model	Kod	Kraj	Rok od	Rok do	Zębatka przód			Zębatka tył			Łańcuch				
						JT		Cena	JT / Supersprox		Cena	Szer.	Dł.	DID / EK / IRIS / JT		Cena
						Lz	Nr katalogowy		Nr katalogowy	Nr katalogowy						
750	CB750 K7			1977		15	JTF331,15	63,92	41	JTR333,41	136,82	630	88	DID630V88		391,60
750	CB750 KA,KB					16	JTF339,16	63,92	40	JTR298,40	101,85	50	108	DID50(530)VX108		349,92
														EK530MVX2108		401,43
														IRIS530HTP108		293,35
														JTC530X1R108		272,65
750	CB750 KZ,FZ	RC01		1979	1980	15	JTF330,15	69,81	38	JTR333,38	126,59	630	90	DID630V90		400,50
750	CB750 M NAS NIGHT HAWK	RC39	Japonia			15	JTF1332,15	64,13	38	JTR1332,38	96,50	525	110	DID525ZVMX110		489,50
										SX6143.1332,38	250,97			EK525ZVX2110		564,91
										SX239.1332,38	133,37			IRIS525FB110		385,94
									SX231.1332,38	119,36			JTC525X1R110		254,93	
750	CB750 NIGHTHAWK		USA	1991	2003	14	JTF1332,14	11,05	38	JTR1332,38	96,50	525	110	DID525ZVMX110		489,50
										SX6143.1332,38	250,97			EK525ZVX2110		564,91
										SX239.1332,38	133,37			IRIS525FB110		385,94
										SX231.1332,38	119,36			JTC525X1R110		254,93
750	CB750 SC NIGHT HAWK			1982		16	JTF339,16	63,92	46	JTR1334,46	121,99	50	108	DID50(530)VX108		349,92
										SX6143.1334,46	250,97			EK530MVX2108		401,43
										SX239.1334,46	133,37			IRIS530HTP108		293,35
										SX231.1334,46	130,31			JTC530X1R108		272,65
750	CBR750 FH,FJ SUPER AERO	RC27	Japonia			15	JTF339,15	63,92	45	JTR1334,45	115,98	50	116	DID50(530)VX116		375,84
										SX6143.1334,45	250,97			EK530MVX2116		431,17
										SX239.1334,45	133,37			IRIS530HTP116		315,08
										SX231.1334,45	130,31			JTC530X1R116		292,84
750	CBX750 FE,FG,F2G	RC17		1984	1986	16	JTF339,16	63,92	45	JTR1334,45	115,98	50	114	DID50(530)VX114		369,36
										SX6143.1334,45	250,97			EK530MVX2114		423,73
										SX239.1334,45	133,37			IRIS530HTP114		309,64
										SX231.1334,45	130,31			JTC530X1R114		287,79
750	NR750	NC40		1992								525	108	DID525ZVMX108		480,60
														EK525ZVX2108		554,64
														IRIS525FB108		378,93
														JTC525X1R108		250,30
750	RVF750 R	RC45		1994	1998	17	JTF1332,17	66,57	40	JTR312,40	93,63	525	108	DID525ZVMX108		480,60
														EK525ZVX2108		554,64
														IRIS525FB108		378,93
														JTC525X1R108		250,30
750	VF750 C MAGNA	RC43		1994	2004	16	JTF333,16	63,92	40	JTR1334,40	108,08	50	118	DID50(530)VX118		382,32
										SX6143.1334,40	250,97			EK530MVX2118		438,60
										SX239.1334,40	133,37			IRIS530HTP118		320,51
										SX231.1334,40	130,31			JTC530X1R118		297,89
750	VF750 CD/2 MAGNA DELUXE			1995	2004	16	JTF333,16	63,92	40	JTR1334,40	108,08	50	118	DID50(530)VX118		382,32
										SX6143.1334,40	250,97			EK530MVX2118		438,60
										SX239.1334,40	133,37			IRIS530HTP118		320,51
										SX231.1334,40	130,31			JTC530X1R118		297,89
750	VF750 F			1996		16	JTF333,16	63,92	39	JTR1334,39	104,45	50	120	DID50(530)VX120		388,80
										SX6143.1334,39	250,97			EK530MVX2120		446,04
										SX239.1334,39	133,37			IRIS530HTP120		325,94
										SX231.1334,39	130,31			JTC530X1R120		302,94
750	VF750 FD,FE,FF	RC15		1983	1985	17	JTF339,17	64,35	44	JTR1334,44	115,98	50	110	DID50(530)VX110		356,40
										SX6143.1334,44	250,97			EK530MVX2110		408,87
										SX239.1334,44	133,37			IRIS530HTP110		298,78
										SX231.1334,44	130,31			JTC530X1R110		277,69
750	VFR750 FG,FH,FJ,FK	RC24		1986	1989	16	JTF333,16	63,92	45	JTR1334,45	115,98	50	110	DID50(530)VX110		356,40
										SX6143.1334,45	250,97			EK530MVX2110		408,87
										SX239.1334,45	133,37			IRIS530HTP110		298,78
										SX231.1334,45	130,31			JTC530X1R110		277,69
750	VFR750 FJ,FK	RC24	Francja	1988	1989	16	JTF333,16	63,92	46	JTR1334,46	121,99	50	112	DID50(530)VX112		362,88
										SX6143.1334,46	250,97			EK530MVX2112		416,30
										SX239.1334,46	133,37			IRIS530HTP112		304,21
										SX231.1334,46	130,31			JTC530X1R112		282,74
750	VFR750 FL,FM,FN,FP,FR,FS,FT,FV,FW	RC36		1990	1998	16	JTF333,16	63,92	43	JTR1340,43	22,01	50	112	DID50(530)VX112		362,88
										SX6143.1342,43	250,97			EK530MVX2112		416,30
										SX239.1342,43	133,37			IRIS530HTP112		304,21
										SX231.1342,43	130,31			JTC530X1R112		282,74
750	VFR750 RJ,RK,RL,RM	RC30		1988	1992	16	JTF313,16	82,91	40	JTR312,40	93,63	525	106	DID525ZVMX106		471,70
														EK525ZVX2106		544,37
														IRIS525FB106		371,91
														JTC525X1R106		245,66
750	VLX750 SHADOW	RC44	Grecja		17	JTF1372,17		79,07	42	JTR1304,42	110,84	525	122	DID525ZVMX122		542,90
										SX6143.1304,42	250,97			EK525ZVX2122		626,54
										SX239.1304,42	133,37			IRIS525FB122		428,05
										SX231.1304,42	119,36			JTC525X1R122		282,74
750	VT750 C SHADOW			2004	2007	17	JTF1372,17	79,07	41	JTR1304,41	110,84	525	122	DID525ZVMX122		542,90
										SX6143.1304,41	250,97			EK525ZVX2122		626,54
										SX239.1304,41	133,37			IRIS525FB122		428,05
										SX231.1304,41	119,36			JTC525X1R122		282,74
750	VT750 C,CD SHADOW			1998	2003	17	JTF1372,17	79,07	41	JTR1304,41	110,84	525	122	DID525ZVMX122		542,90
										SX6143.1304,41	250,97			EK525ZVX2122		626,54
										SX239.1304,41	133,37			IRIS525FB122		428,05
										SX231.1304,41	119,36			JTC525X1R122		282,74
750	VT750 C2 SHADOW			2000	2003											

Poj. [cm3]	Model	Kod	Kraj	Rok od	Rok do	Zębatka przód			Zębatka tył			Łańcuch				
						JT		Cena	JT / Supersprox		Cena	Szer.	Dł.	DID / EK / IRIS / JT		Cena
						Lz	Nr katalogowy		Lz	Nr katalogowy				Nr katalogowy		
HONDA																
750	XRV750 AFRICA TWIN	RD04		1990	1992					SX239.1332,46	133,37			IRIS525FB124	435,06	
750	XRV750 AFRICA TWIN	RD07		1993	2003	16	JTF314,16	82,64	45	JTR1332,45	119,36	525	124	JTC525X1R124	287,38	
										SX6143.1332,45	250,97			DID525ZVMX124	551,80	
										SX239.1332,45	133,37			EK525ZVX2124	636,81	
										SX231.1332,45	119,36			IRIS525FB124	435,06	
800	VFR800 F1-2,3,4,5,6,7,8,9 VTEC	RC46		2002	2009	16	JTF339,16	63,92	43	JTR1340,43	22,01	50	110	JTC525X1R124	287,38	
										SX6143.1342,43	250,97			DID50(530)VX110	356,40	
										SX239.1342,43	133,37			EK530MVX2110	408,87	
										SX231.1342,43	130,31			IRIS530HTP110	298,78	
800	VFR800 F1-2,3,4,5,6,7,8,9 VTEC (ABS)	RC46		2002	2009	16	JTF339,16	63,92	43	JTR1340,43	22,01	50	110	JTC530X1R110	277,69	
										SX6143.1342,43	250,97			DID50(530)VX110	356,40	
										SX239.1342,43	133,37			EK530MVX2110	408,87	
										SX231.1342,43	130,31			IRIS530HTP110	298,78	
800	VFR800 F1-W,X	RC46		1998	1999	17	JTF339,17	64,35	43	JTR1340,43	22,01	50	108	JTC530X1R110	277,69	
										SX6143.1342,43	250,97			DID50(530)VX108	349,92	
										SX239.1342,43	133,37			EK530MVX2108	401,43	
										SX231.1342,43	130,31			IRIS530HTP108	293,35	
800	VFR800 F1-Y,1 PGM & CBS	RC46		2000	2001	17	JTF339,17	64,35	43	JTR1340,43	22,01	50	108	JTC530X1R108	272,65	
										SX6143.1342,43	250,97			DID50(530)VX108	349,92	
										SX239.1342,43	133,37			EK530MVX2108	401,43	
										SX231.1342,43	130,31			IRIS530HTP108	293,35	
900	CB900 BOL D,OR			1979	1982	17	JTF339,17	64,35	44	JTR1334,44	115,98	50	106	JTC530X1R108	272,65	
										SX6143.1334,44	250,97			DID50(530)VX106	343,44	
										SX239.1334,44	133,37			EK530MVX2106	394,00	
										SX231.1334,44	130,31			IRIS530HTP106	287,92	
900	CB900 F HORNET			2002	2006	16	JTF333,16	63,92	43	JTR302,43	115,98	50	114	JTC530X1R106	267,60	
										SX6143.302,43	250,97			DID50(530)VX114	369,36	
										SX239.302,43	133,37			EK530MVX2114	423,73	
										SX231.302,43	130,31			IRIS530HTP114	309,64	
900	CB900 F,F2-A,B,C,D			1979	1984	17	JTF339,17	64,35	44	JTR1334,44	115,98	50	106	JTC530X1R114	287,79	
										SX6143.1334,44	250,97			DID50(530)VX106	343,44	
										SX239.1334,44	133,37			EK530MVX2106	394,00	
										SX231.1334,44	130,31			IRIS530HTP106	287,92	
900	CBR900 RR N,P,R,S FIRE BLADE	SC28		1992	1995	16	JTF333,16	63,92	42	JTR302,42	115,98	50	108	JTC530X1R106	267,60	
										SX6143.302,42	250,97			DID50(530)VX108	349,92	
										SX239.302,42	133,37			EK530MVX2108	401,43	
										SX231.302,42	130,31			IRIS530HTP108	293,35	
900	CBR900 RR T,V,W,X FIRE BLADE	SC33		1996	1999	16	JTF1370,16	59,86	42	JTR1304,42	110,84	525	108	JTC530X1R108	272,65	
										SX6143.1304,42	250,97			DID525ZVMX108	480,60	
										SX239.1304,42	133,37			EK525ZVX2108	554,64	
										SX231.1304,42	119,36			IRIS525FB108	378,93	
900	CBR900 RR T,V,W,X FIRE BLADE		USA	1996	1999	16	JTF1370,16	59,86	43	JTR1304,43	117,39	525	108	JTC525X1R108	250,30	
										SX6143.1304,43	250,97			DID525ZVMX108	480,60	
										SX239.1304,43	133,37			EK525ZVX2108	554,64	
										SX231.1304,43	119,36			IRIS525FB108	378,93	
900	CBR900 RR Y,1,2,3 FIRE BLADE	SC44/50		2000	2003	16	JTF333,16	63,92	42	JTR1306,42	122,42	50	108	JTC525X1R108	250,30	
										SX6143.1306,42	250,97			DID50(530)VX108	349,92	
										SX239.1306,42	133,37			EK530MVX2108	401,43	
										SX231.1306,42	130,31			IRIS530HTP108	293,35	
929	CBR929 RR FIRE BLADE		USA	2000	2001	16	JTF333,16	63,92	43	JTR1306,43	134,06	50	108	JTC530X1R108	272,65	
										SX6143.1306,43	250,97			DID50(530)VX108	349,92	
										SX239.1306,43	133,37			EK530MVX2108	401,43	
										SX231.1306,43	130,31			IRIS530HTP108	293,35	
954	CBR954 RR FIRE BLADE		USA	2002	2003	16	JTF333,16	63,92	43	JTR1306,43	134,06	50	108	JTC530X1R108	272,65	
										SX6143.1306,43	250,97			DID50(530)VX108	349,92	
										SX239.1306,43	133,37			EK530MVX2108	401,43	
										SX231.1306,43	130,31			IRIS530HTP108	293,35	
1000	CB1000 FP,FR,FS,FT,FV,FW BIG 1	SC30		1993	1998	17	JTF339,17	64,35	42	JTR1334,42	108,02	50	116	JTC530X1R108	272,65	
										SX6143.1334,42	250,97			DID50(530)ZVMX116	600,88	
										SX239.1334,42	133,37			EK530ZVX2116	609,90	
										SX231.1334,42	130,31			IRIS530FB116	416,00	
1000	CB1000 R-8,9,A	SC60A		2008	2010	16	JTF333,16	63,92	44	JTR1340,44	23,01	50	116	JTC530X1R116	292,84	
										SX6143.1342,44	250,97			DID50(530)ZVMX116	600,88	
										SX239.1342,44	133,37			EK530ZVX2116	609,90	
										SX231.1342,44	130,31			IRIS530FB116	416,00	
1000	CB1000 RA-8,9,A (ABS)	SC60C		2008	2010	16	JTF333,16	63,92	44	JTR1340,44	23,01	50	116	JTC530X1R116	292,84	
										SX6143.1342,44	250,97			DID50(530)ZVMX116	600,88	
										SX239.1342,44	133,37			EK530ZVX2116	609,90	
										SX231.1342,44	130,31			IRIS530FB116	416,00	
1000	CBF1000 F/FA-6,7,8,9,A	SC58		2006	2010	16	JTF333,16	63,92	43	JTR302,43	115,98	50	120	JTC530X1R116	292,84	
										SX6143.302,43	250,97			DID50(530)ZVMX120	621,60	
										SX239.302,43	133,37			EK530ZVX2120	630,93	
										SX231.302,43	130,31			IRIS530FB120	430,34	
1000	CBF1000 FS-A (ABS)			2010		16	JTF333,16	63,92	41	JTR302,41	113,27	50		JTC530X1R120	302,94	
										SX6143.302,41	250,97					
										SX239.302,41	133,37					
										SX231.302,41	130,31					
1000	CBR1000 FH,FJ	SC21		1987	1988	17	JTF339,17	64,35	43	JTR1334,43	111,49	50	114	JTC530X1R116	292,84	
										SX6143.1334,43	250,97			DID50(530)ZVMX114	590,52	
										SX239.1334,43	133,37			EK530ZVX2114	599,38	
										SX231.1334,43	130,31			IRIS530FB114	408,82	
1000	CBR1000 FK,FL,FM,FN,FP,FR,FS	SC24		1989	1995	17	JTF339,17	64,35	42	JTR1334,42	108,02	50	114	JTC530X1R114	287,79	
										SX6143.1334,42	250,97			DID50(530)ZVMX114	590,52	
										SX239.1334,42	133,37			EK530ZVX2114	599,38	
										SX231.1334,42	130,31			IRIS530FB114	408,82	
1000	CBR1000 FT,FV,FW,FX,FY	SC24		1996	2000	17	JTF339,17	64,35	41	JTR1334,41	108,02	50	114	JTC530X1R114	287,79	
										SX6143.1334,41	250,97			DID50(530)ZVMX114	590,52	
										SX239.1334,41	133,37			EK530ZVX2114	599,38	
										SX231.1334,41	130,31			IRIS530FB114	408,82	
1000	CBR1000 RA-A FIREBLADE C-ABS			2010		16	JTF333,16	63,92	42	JTR1306,42	122,42	50		JTC530X1R114	287,79	
										SX6143.1306,42	250,97			DID50(530)ZVMX114	590,52	
										SX239.1306,42	133,37			EK530ZVX2114	599,38	
										SX231.1306,42	130,31			IRIS530FB114	408,82	

Poj. [cm3]	Model	Kod	Kraj	Rok od	Rok do	Zębatka przód			Zębatka tył			Łańcuch				
						JT			JT / Supersprox			DID / EK / IRIS / JT				
						Lz	Nr katalogowy	Cena	Lz	Nr katalogowy	Cena	Szer.	Dł.	Nr katalogowy	Cena	
1000	CBR1000 RR-8,9,A FIREBLADE	SC59			2008	2010	16	JTF333,16	63,92	42	JTR1306,42	122,42	50	116	DID50(530)ZVMX116	600,88
											SX6143.1306,42	250,97			EK530ZVX2116	609,90
											SX239.1306,42	133,37			IRIS530FB116	416,00
											SX231.1306,42	130,31			JTC530X1R116	292,84
1000	CBX1000 A PROLINK			1980		18	JTF340,18	71,93	42	JTR1334,42	108,02	50	102	DID50(530)ZVMX102	528,36	
										SX6143.1334,42	250,97			EK530ZVX2102	536,29	
										SX239.1334,42	133,37			IRIS530FB102	365,79	
										SX231.1334,42	130,31			JTC530X1R102	257,50	
1000	CBX1000 B,C PROLINK	SC06		1980	1982	18	JTF340,18	71,93	42	JTR1334,42	108,02	50	108	DID50(530)ZVMX108	559,44	
											SX6143.1334,42	250,97			EK530ZVX2108	567,83
											SX239.1334,42	133,37			IRIS530FB108	387,31
											SX231.1334,42	130,31			JTC530X1R108	272,65
1000	CBX1000 ZA (CB 1)	SC03		1978	1979	15	JTF335,15	75,39	35	JTR336,35	123,45	630	86	DID630V86	382,70	
1000	RC51 (RVT1000R)		USA	2000	2006	16	JTF333,16	63,92	40	JTR1306,40	122,85	50	104	DID50(530)ZVMX104	538,72	
										SX6143.1306,40	250,97			EK530ZVX2104	546,80	
										SX239.1306,40	133,37			IRIS530FB104	372,96	
										SX231.1306,40	130,31			JTC530X1R104	262,55	
1000	VF1000 FE			1984		17	JTF339,17	64,35	43	JTR1334,43	111,49	50	110	DID50(530)ZVMX110	569,80	
										SX6143.1334,43	250,97			EK530ZVX2110	578,35	
										SX239.1334,43	133,37			IRIS530FB110	394,48	
										SX231.1334,43	130,31			JTC530X1R110	277,69	
1000	VF1000 FF,F2F	SC15		1984	1985	17	JTF339,17	64,35	43	JTR1334,43	111,49	50	114	DID50(530)ZVMX114	590,52	
											SX6143.1334,43	250,97			EK530ZVX2114	599,38
											SX239.1334,43	133,37			IRIS530FB114	408,82
											SX231.1334,43	130,31			JTC530X1R114	287,79
1000	VF1000 RE,RF,RG	SC16		1984	1986	17	JTF339,17	64,35	43	JTR1334,43	111,49	50	110	DID50(530)ZVMX110	569,80	
											SX6143.1334,43	250,97			EK530ZVX2110	578,35
											SX239.1334,43	133,37			IRIS530FB110	394,48
											SX231.1334,43	130,31			JTC530X1R110	277,69
1000	VTR1000 F SUPERHAWK		USA	1998	2004	16	JTF333,16	63,92	41	JTR302,41	113,27	50	102	DID50(530)ZVMX102	528,36	
										SX6143.302,41	250,97			EK530ZVX2102	536,29	
										SX239.302,41	133,37			IRIS530FB102	365,79	
										SX231.302,41	130,31			JTC530X1R102	257,50	
1000	VTR1000 F-V,W,X,Y,1,2,3,4,5 FIRE STORM	SC36		1997	2005	16	JTF333,16	63,92	41	JTR302,41	113,27	50	102	DID50(530)ZVMX102	528,36	
											SX6143.302,41	250,97			EK530ZVX2102	536,29
											SX239.302,41	133,37			IRIS530FB102	365,79
											SX231.302,41	130,31			JTC530X1R102	257,50
1000	VTR1000 SP-1	SC45		2000	2001	16	JTF333,16	63,92	40	JTR1306,40	122,85	50	104	DID50(530)ZVMX104	538,72	
											SX6143.1306,40	250,97			EK530ZVX2104	546,80
											SX239.1306,40	133,37			IRIS530FB104	372,96
											SX231.1306,40	130,31			JTC530X1R104	262,55
1000	VTR1000 SP-2	SC45		2002	2006	16	JTF333,16	63,92	40	JTR1306,40	122,85	50	106	DID50(530)ZVMX106	549,08	
											SX6143.1306,40	250,97			EK530ZVX2106	557,32
											SX239.1306,40	133,37			IRIS530FB106	380,13
											SX231.1306,40	130,31			JTC530X1R106	267,60
1000	XL1000 V-X,Y,1,2,3,4,5,6,7,8,9,A VARADERO	SD01/02		1999	2010	16	JTF1370,16	59,86	47	JTR1304,47	122,53	525	112	DID525ZVMX112	498,40	
											SX6143.1304,47	250,97			EK525ZVX2112	575,18
											SX239.1304,47	133,37			IRIS525FB112	392,96
											SX231.1304,47	119,36			JTC525X1R112	259,57
1100	CB X-4	SC38		1997	1999	18	JTF339,18	67,81	41	JTR302,41	113,27	50	122	DID50(530)ZVMX122	631,96	
											SX6143.302,41	250,97			EK530ZVX2122	641,44
											SX239.302,41	133,37			IRIS530FB122	437,51
											SX231.302,41	130,31			JTC530X1R122	307,99
1100	CB1100 F	SC11		1983		17	JTF339,17	64,35	41	JTR1334,41	108,02	50	106	DID50(530)ZVMX106	549,08	
											SX6143.1334,41	250,97			EK530ZVX2106	557,32
											SX239.1334,41	133,37			IRIS530FB106	380,13
											SX231.1334,41	130,31			JTC530X1R106	267,60
1100	CB1100 RB	SC05		1981		17	JTF339,17	64,35	40	JTR1334,40	108,08	50	104	DID50(530)ZVMX104	538,72	
											SX6143.1334,40	250,97			EK530ZVX2104	546,80
											SX239.1334,40	133,37			IRIS530FB104	372,96
											SX231.1334,40	130,31			JTC530X1R104	262,55
1100	CB1100 RC,RD	SC08		1982	1983	17	JTF339,17	64,35	39	JTR1334,39	104,45	50	104	DID50(530)ZVMX104	538,72	
											SX6143.1334,39	250,97			EK530ZVX2104	546,80
											SX239.1334,39	133,37			IRIS530FB104	372,96
											SX231.1334,39	130,31			JTC530X1R104	262,55
1100	CB1100 SF X-11	SC42		2000	2003	17	JTF339,17	64,35	43	JTR302,43	115,98	50	110	DID50(530)ZVMX110	569,80	
											SX6143.302,43	250,97			EK530ZVX2110	578,35
											SX239.302,43	133,37			IRIS530FB110	394,48
											SX231.302,43	130,31			JTC530X1R110	277,69
1100	CBR1100 XX-V,W,X,Y,1,2,3,4,5,6,7 BLACKBIRD	SC35		1997	2007	17	JTF339,17	64,35	44	JTR302,44	122,20	50	110	DID50(530)ZVMX110	569,80	
											SX6143.302,44	250,97			EK530ZZ110	704,50
											SX239.302,44	133,37			IRIS530FB110	394,48
											SX231.302,44	130,31			JTC530X1R110	277,69
1300	CB1300 F-3,4,5,6,7,8,9	SC54		2003	2009	18	JTF339,18	67,81	39	JTR302,39	113,27	50	114	DID50(530)ZVMX114	590,52	
											SX6143.302,39	250,97			EK530ZVX2114	599,38
											SX239.302,39	133,37			IRIS530FB114	408,82
											SX231.302,39	130,31			JTC530X1R114	287,79
1300	CB1300 S-6,7,8,9	SC54		2006	2009	18	JTF339,18	67,81	39	JTR302,39	113,27	50	114	DID50(530)ZVMX114	590,52	
											SX6143.302,39	250,97			EK530ZVX2114	599,38
											SX239.302,39	133,37			IRIS530FB114	408,82
											SX231.302,39	130,31			JTC530X1R114	287,79
1300	CB1300 SA-A			2010		18	JTF339,18	67,81	39	JTR302,39	113,27	50	114	DID50(530)ZVMX114	590,52	
										SX6143.302,39	250,97			EK530ZVX2114	599,38	
										SX239.302,39	133,37			IRIS530FB114	408,82	
										SX231.302,39	130,31			JTC530X1R114	287,79	
HUSABERG																
250	TE250			2011		13	JTF1901SC,13	46,27	50	JTR897,50	94,87	520	118	DID502VTT2118	365,80	
										SX6143.990,50	230,06			EK520SRX118	323,73	
										SX239.990,50	125,38			IRIS520HTP118	306,41	
										SX231.990,50	98,11			JTC520X1R118	237,66	
300	TE300			2011		13	JTF1901SC,13	46,27	50	JTR897,50	94,87	520	118	DID502VTT2118	365,80	
										SX6143.990,50	230,06			EK520SRX118	323,73	
										SX239.990,50	125,38			IRIS520HTP118	306,41	
										SX231.990,50	98,11			JTC520X1R118	237,66	
350	350 ENDURO			1992	1995	14	JTF823,14	68,14	48	JTR1950,48	113,92	520				
										SX6143.224,48	230,06					
										SX239.224,48	125,38					
										SX231.224,48	98,11					
350	FC350 4 SPEED			1996	1999	15	JTF823,15	69,71	44	JTR1950,44	102,88	520				
										SX6143.224,44	230,06					
										SX239.224,44	125,38					
										SX231.224,44	98,11					

Poj. [cm3]	Model	Kod	Kraj	Rok od	Rok do	Zębatka przód			Zębatka tył			Łańcuch			
						JT		Lz	JT / Supersprox		Lz	Szer.	Dł.	DID / EK / IRIS / JT	
						Nr katalogowy	Cena			Nr katalogowy				Cena	
HUSABERG															
350	FC350 4 SPEED			1996	1999					SX231.224,44	98,11				
350	FC350 4 SPEED			2000	2001	15	JTF823,15	69,71	44	JTR897,44	86,92	520			
										SX6143.990,44	230,06				
										SX239.990,44	125,38				
350	FC350 6 SPEED			1996		14	JTF823,14	68,14	48	SX231.990,44	98,11				
										JTR1950,48	113,92	520			
										SX6143.224,48	230,06				
350	FC350 6 SPEED									SX239.224,48	125,38				
										SX231.224,48	98,11				
				1997	1999	15	JTF823,15	69,71	48	JTR1950,48	113,92	520			
350	FC350 6 SPEED									SX6143.224,48	230,06				
										SX239.224,48	125,38				
										SX231.224,48	98,11				
350	FC350 6 SPEED			2000	2001	15	JTF823,15	69,71	48	JTR897,48	90,49	520			
										SX6143.990,48	230,06				
										SX239.990,48	125,38				
350	FE350									SX231.990,48	98,11				
				1996	1999	14	JTF823,14	68,14	48	JTR1950,48	113,92	520			
										SX6143.224,48	230,06				
350	FE350									SX239.224,48	125,38				
										SX231.224,48	98,11				
				2000	2001	14	JTF823,14	68,14	48	JTR897,48	90,49	520			
350	MX350									SX6143.990,48	230,06				
										SX239.990,48	125,38				
				1995		14	JTF823,14	68,14	48	JTR1950,48	113,92	520			
390	FE390 ENDURO									SX231.224,48	98,11				
				2010		13	JTF1901SC,13	46,27	52	JTR897,52	100,55	520	118	DID520VT2118	365,80
										SX6143.990,52	230,06			EK520SRX118	323,73
390	FE390 ENDURO									SX239.990,52	125,38			IRIS520HTP118	306,41
										SX231.990,52	98,11			JTC520X1R118	237,66
				2011		13	JTF1901SC,13	46,27	52	JTR897,52	100,55	520	118	DID520VT2118	365,80
400	FC400 4 SPEED									SX6143.990,52	230,06			EK520SRX118	323,73
										SX239.990,52	125,38			IRIS520HTP118	306,41
										SX231.990,52	98,11			JTC520X1R118	237,66
400	FC400 4 SPEED			1996	1999	15	JTF823,15	69,71	44	JTR1950,44	102,88	520			
										SX6143.224,44	230,06				
										SX239.224,44	125,38				
400	FC400 4 SPEED									SX231.224,44	98,11				
				2000	2001	15	JTF823,15	69,71	44	JTR897,44	86,92	520			
										SX6143.990,44	230,06				
400	FC400 6 SPEED									SX239.990,44	125,38				
										SX231.990,44	98,11				
				1996		14	JTF823,14	68,14	48	JTR1950,48	113,92	520			
400	FC400 6 SPEED									SX6143.224,48	230,06				
										SX239.224,48	125,38				
										SX231.224,48	98,11				
400	FC400 6 SPEED			1997	1999	15	JTF823,15	69,71	48	JTR1950,48	113,92	520			
										SX6143.224,48	230,06				
										SX239.224,48	125,38				
400	FC400 6 SPEED									SX231.224,48	98,11				
				2000	2001	15	JTF823,15	69,71	48	JTR897,48	90,49	520			
										SX6143.990,48	230,06				
400	FE400									SX239.990,48	125,38				
										SX231.990,48	98,11				
				1996	1999	14	JTF823,14	68,14	48	JTR1950,48	113,92	520			
400	FE400 E									SX6143.224,48	230,06				
										SX239.224,48	125,38				
				2000	2003	14	JTF823,14	68,14	48	JTR897,48	90,49	520			
450	FC450									SX239.990,48	125,38				
										SX231.990,48	98,11				
				2004	2006	14	JTF823,14	68,14	48	JTR897,48	90,49	520	116	DID520VT2116	359,60
450	FE450 E									SX6143.990,48	230,06			EK520SRX116	318,24
										SX239.990,48	125,38			IRIS520HTP116	301,22
										SX231.990,48	98,11			JTC520X1R116	233,63
450	FE450 ENDURO			2004	2008	14	JTF823,14	68,14	48	JTR897,48	90,49	520	116	DID520VT2116	359,60
										SX6143.990,48	230,06			EK520SRX116	318,24
										SX239.990,48	125,38			IRIS520HTP116	301,22
450	FX450 CROSS COUNTRY									SX231.990,48	98,11			JTC520X1R116	233,63
				2009	2010	13	JTF1901SC,13	46,27	52	JTR897,52	100,55	520	120	DID520VT2120	372,00
										SX6143.990,52	230,06			EK520SRX120	329,21
450	FE450 ENDURO									SX239.990,52	125,38			IRIS520HTP120	311,61
										SX231.990,52	98,11			JTC520X1R120	241,69
				2011		13	JTF1901SC,13	46,27	52	JTR897,52	100,55	520	118	DID520VT2118	365,80
450	FS450 E									SX6143.990,52	230,06			EK520SRX118	323,73
										SX239.990,52	125,38			IRIS520HTP118	306,41
										SX231.990,52	98,11			JTC520X1R118	237,66
450	FX450 CROSS COUNTRY			2004	2008	15	JTF823,15	69,71	42	JTR897,42	86,92	520	120	DID520VT2120	372,00
										SX6143.990,42	230,06			EK520SRX120	329,21
										SX239.990,42	125,38			IRIS520HTP120	311,61
499	MX499 4 SPEED									SX231.990,42	98,11			JTC520X1R120	241,69
				2010		13	JTF1901SC,13	46,27	52	JTR897,52	100,55	520	118	DID520VT2118	365,80
										SX6143.990,52	230,06			EK520SRX118	323,73
501	501 ENDURO									SX239.990,52	125,38			IRIS520HTP118	306,41
										SX231.990,52	98,11			JTC520X1R118	237,66
				2011		13	JTF1901SC,13	46,27	52	JTR897,52	100,55	520	118	DID520VT2118	365,80
499	MX499 6 SPEED									SX6143.990,52	230,06			EK520SRX118	323,73
										SX239.990,52	125,38			IRIS520HTP118	306,41
										SX231.990,52	98,11			JTC520X1R118	237,66
501	501 ENDURO			1992	1995	15	JTF823,15	69,71	44	JTR1950,44	102,88	520			
										SX6143.224,44	230,06				
										SX239.224,44	125,38				
499	MX499 6 SPEED									SX231.224,44	98,11				
				1992	1995	14	JTF823,14	68,14	48	JTR1950,48	113,92	520			
										SX6143.224,48	230,06				
501	501 ENDURO									SX239.224,48	125,38				
										SX231.224,48	98,11				
				1990	1995	14	JTF823,14	68,14	48	JTR1950,48	113,92	520			

Poj. [cm3]	Model	Kod	Kraj	Rok od	Rok do	Zębatka przód			Zębatka tył			Łańcuch			
						JT			JT / Supersprox			DID / EK / IRIS / JT			
						Lz	Nr katalogowy	Cena	Lz	Nr katalogowy	Cena	Szer.	Dł.	Nr katalogowy	Cena
501	501 ENDURO			1990	1995					SX6143.224,48	230,06				
										SX239.224,48	125,38				
										SX231.224,48	98,11				
501	FC501 4 SPEED			1996	1999	15	JTF823,15	69,71	44	JTR1950,44	102,88	520			
										SX6143.224,44	230,06				
										SX239.224,44	125,38				
										SX231.224,44	98,11				
501	FC501 6 SPEED			1996		14	JTF823,14	68,14	48	JTR1950,48	113,92	520			
										SX6143.224,48	230,06				
										SX239.224,48	125,38				
										SX231.224,48	98,11				
501	FC501 6 SPEED			1997	1999	15	JTF823,15	69,71	48	JTR1950,48	113,92	520			
										SX6143.224,48	230,06				
										SX239.224,48	125,38				
										SX231.224,48	98,11				
501	FC501 6 SPEED			2000	2001	15	JTF823,15	69,71	48	JTR897,48	90,49	520			
										SX6143.990,48	230,06				
										SX239.990,48	125,38				
										SX231.990,48	98,11				
501	FE501			1996	1999	14	JTF823,14	68,14	48	JTR1950,48	113,92	520			
										SX6143.224,48	230,06				
										SX239.224,48	125,38				
										SX231.224,48	98,11				
501	FE501			2000	2001	14	JTF823,14	68,14	48	JTR897,48	90,49	520			
										SX6143.990,48	230,06				
										SX239.990,48	125,38				
										SX231.990,48	98,11				
501	MX501 4 SPEED			1992	1995	15	JTF823,15	69,71	44	JTR1950,44	102,88	520			
										SX6143.224,44	230,06				
										SX239.224,44	125,38				
										SX231.224,44	98,11				
501	MX501 6 SPEED			1992	1995	14	JTF823,14	68,14	48	JTR1950,48	113,92	520			
										SX6143.224,48	230,06				
										SX239.224,48	125,38				
										SX231.224,48	98,11				
550	FC550			2005	2008	14	JTF823,14	68,14	48	JTR897,48	90,49	520	116	DID520ZVMX116	464,00
										SX6143.990,48	230,06			EK520ZVX116	490,38
										SX239.990,48	125,38			IRIS520FB116	397,40
										SX231.990,48	98,11			JTC520X1R116	233,63
550	FC550 6 SPEED			2003	2004	15	JTF823,15	69,71	42	JTR897,42	86,92	520			
										SX6143.990,42	230,06				
										SX239.990,42	125,38				
										SX231.990,42	98,11				
550	FE550 E			2004	2008	15	JTF823,15	69,71	48	JTR897,48	90,49	520	116	DID520ZVMX116	464,00
										SX6143.990,48	230,06			EK520ZVX116	490,38
										SX239.990,48	125,38			IRIS520FB116	397,40
										SX231.990,48	98,11			JTC520X1R116	233,63
550	FS550 E			2007								520			
570	FE570			2009	2010	13	JTF1901SC,13	46,27	52	JTR897,52	100,55		118	DID520ZVMX118	472,00
										SX6143.990,52	230,06			EK520ZVX118	498,83
										SX239.990,52	125,38			IRIS520FB118	404,25
										SX231.990,52	98,11			JTC520X1R118	237,66
570	FE570			2011		13	JTF1901SC,13	46,27	52	JTR897,52	100,55	520	118	DID520ZVMX118	472,00
										SX6143.990,52	230,06			EK520ZVX118	498,83
										SX239.990,52	125,38			IRIS520FB118	404,25
										SX231.990,52	98,11			JTC520X1R118	237,66
570	FS570 SUPERMOTO			2010		14	JTF1901SC,14	46,27	38	JTR897,38	84,32	520	118	DID520ZVMX118	472,00
										SX6143.990,38	230,06			EK520ZVX118	498,83
										SX239.990,38	125,38			IRIS520FB118	404,25
										SX231.990,38	98,11			JTC520X1R118	237,66
570	FS570 SUPERMOTO			2011		14	JTF1901SC,14	46,27	38	JTR897,38	84,32	520	118	DID520ZVMX118	472,00
										SX6143.990,38	230,06			EK520ZVX118	498,83
										SX239.990,38	125,38			IRIS520FB118	404,25
										SX231.990,38	98,11			JTC520X1R118	237,66
600	600 ENDURO			1993	1995	14	JTF823,14	68,14	48	JTR1950,48	113,92	520			
										SX6143.224,48	230,06				
										SX239.224,48	125,38				
										SX231.224,48	98,11				
600	FC600 4 SPEED			1996	1999	15	JTF823,15	69,71	44	JTR1950,44	102,88	520			
										SX6143.224,44	230,06				
										SX239.224,44	125,38				
										SX231.224,44	98,11				
600	FC600 6 SPEED			1996	1999	15	JTF823,15	69,71	48	JTR1950,48	113,92	520			
										SX6143.224,48	230,06				
										SX239.224,48	125,38				
										SX231.224,48	98,11				
600	FC600 6 SPEED			2000	2001	15	JTF823,15	69,71	48	JTR897,48	90,49	520			
										SX6143.990,48	230,06				
										SX239.990,48	125,38				
										SX231.990,48	98,11				
600	FE600			1996	1999	14	JTF823,14	68,14	48	JTR1950,48	113,92	520			
										SX6143.224,48	230,06				
										SX239.224,48	125,38				
										SX231.224,48	98,11				
600	FE600			2000	2001	14	JTF823,14	68,14	48	JTR897,48	90,49	520			
										SX6143.990,48	230,06				
										SX239.990,48	125,38				
										SX231.990,48	98,11				
650	FE650 E			2003	2008	15	JTF823,15	69,71	45	JTR897,45	86,92	520	114	DID520ZVMX114	456,00
										SX6143.990,45	230,06			EK520ZVX114	481,92
										SX239.990,45	125,38			IRIS520FB114	390,55
										SX231.990,45	98,11			JTC520X1R114	229,60
650	FS650 C			2005	2008	15	JTF823,15	69,71	40	JTR897,40	78,15	520			
										SX6143.990,40	230,06				
										SX239.990,40	125,38				
										SX231.990,40	98,11				
650	FS650 E			2003	2008	15	JTF823,15	69,71	40	JTR897,40	78,15	520			
										SX6143.990,40	230,06				
										SX239.990,40	125,38				
										SX231.990,40	98,11				

Poj. [cm3]	Model	Kod	Kraj	Rok od	Rok do	Zębatka przód			Zębatka tył			Łańcuch			
						JT			JT / Supersprox			DID / EK / IRIS / JT			
						Lz	Nr katalogowy	Cena	Lz	Nr katalogowy	Cena	Szer.	Dł.	Nr katalogowy	Cena
HUSQVARNA															
125	125 CR			1984	1987	12	JTF823,12	58,07	52	JTR223,52	111,92	520	116	DID520ERT2116	265,64
														EK520MRD6116	223,88
														IRIS520RXP116	210,13
125	125 CR			1990	1994	12	JTF718,12	65,59	52	JTR822,52	111,92	520	116	JTC520HDR116	110,42
										SX6143.822,52	230,06			DID520ERT2116	265,64
										SX239.822,52	125,38			EK520MRD6116	223,88
125	125 CR			1995	1998				50	SX231.822,52	98,11			IRIS520RXP116	210,13
										JTC520HDR116				JTC520HDR116	110,42
										JTR822,50	108,08	520	118	DID520ERT2118	270,22
125	125 CR			1999	2009				50	SX6143.822,50	230,06			EK520MRD6118	227,74
										SX239.822,50	125,38			IRIS520RXP118	213,75
										SX231.822,50	98,11			JTC520HDR118	112,32
125	125 CR			2010					50	JTR822,50	108,08	520	112	DID520ERT2112	256,48
										SX6143.822,50	230,06			EK520MRD6112	216,16
										SX239.822,50	125,38			IRIS520RXP112	202,88
125	125 SMS			1999					50	SX231.822,50	98,11			JTC520HDR112	106,61
										JTR822,50	108,08	520			
										SX6143.822,50	230,06				
125	125 SMS			2001	2010				49	SX239.822,50	125,38				
										SX231.822,50	98,11				
										JTR822,49	109,70	520			
125	125 WR			1995	1997				52	SX6143.822,49	230,06				
										SX239.822,49	125,38				
										SX231.822,49	98,11				
125	125 WR			1998	2009				50	JTR822,52	111,92	520	116	DID520VT2116	359,60
										SX6143.822,52	230,06			EK520SRX116	318,24
										SX239.822,52	125,38			IRIS520HTP116	301,22
125	125 WR			2010					50	SX231.822,52	98,11			JTC520X1R116	233,63
										JTR822,50	108,08	520			
										SX6143.822,50	230,06				
125	125 WR ENDURO			1983	1984	12	JTF823,12	58,07	48	SX239.822,50	125,38				
										SX231.822,50	98,11				
										JTR223,48	108,24	520	110	DID520VT2110	341,00
125	125 WR ENDURO			1985	1987	12	JTF823,12	58,07	52	EK520SRX110				EK520SRX110	301,78
										JTC520HTP110				JTC520X1R110	221,55
										DID520VT2118				DID520VT2118	365,80
125	125 WR ENDURO			1990	1994	12	JTF718,12	65,59	52	EK520SRX118				EK520SRX118	323,73
										IRIS520HTP118				IRIS520HTP118	306,41
										JTC520X1R118				JTC520X1R118	237,66
125	125 WRE			1995	1998				50	DID520VT2116				DID520VT2116	359,60
										SX6143.822,52	230,06			EK520SRX116	318,24
										SX239.822,52	125,38			IRIS520HTP116	301,22
125	125 WRE			1999	2010				52	IRIS520HTP114				JTC520X1R114	229,60
										SX231.822,50	98,11				
										JTR822,52	111,92	520		DID520VT2114	353,40
125	125 WRK ENDURO			1988	1989	12	JTF823,12	58,07	52	EK520SRX114				EK520SRX114	312,75
										JTC520HTP114				IRIS520HTP114	296,03
										SX239.822,50	125,38			JTC520X1R114	229,60
240	240 CR			1984	1988	12	JTF823,12	58,07	52	JTR223,52	111,92	520	116	DID520VT2116	359,60
										SX6143.822,52	230,06			EK520SRX116	318,24
										SX239.822,52	125,38			IRIS520HTP116	301,22
240	240 WR ENDURO			1985	1988	13	JTF823,13	68,14	52	JTC520X1R116				JTC520X1R116	233,63
										DID520VT2116				DID520VT2116	359,60
										EK520SRX116				EK520SRX116	318,24
240	240 WR ENDURO			1990	1991	13	JTF718,13	61,53	46	IRIS520HTP116				IRIS520HTP116	301,22
										JTC520X1R116				JTC520X1R116	233,63
										DID520VT2116				DID520VT2116	359,60
250	250 CR			1984	1988	13	JTF823,13	68,14	52	EK520SRX116				EK520SRX116	318,24
										JTC520HTP116				JTC520HTP116	301,22
										SX239.822,46	125,38			IRIS520HTP116	296,03
250	250 CR			1990	1991	14	JTF507,14	38,43	50	JTR223,52	111,92	520	116	DID520ERT2116	265,64
										SX6143.822,46	230,06			EK520MRD6116	223,88
										SX231.822,46	98,11			IRIS520RXP116	210,13
250	250 CR			1992	1994	14	JTF507,14	38,43	48	JTC520HDR116				JTC520HDR116	110,42
										JTR822,48	108,24	520	120	DID520ERT2120	274,80
										SX6143.822,48	230,06			EK520MRD6120	231,60
250	250 CR			1995	1997	13	JTF507,13	37,78	48	IRIS520RXP120				IRIS520RXP120	217,38
										SX239.822,48	125,38			JTC520HDR120	114,22
										SX231.822,48	98,11				
250	250 CR			1999		15	JTF824,15	72,52	50	JTR822,48	108,24	520	120	DID520ERT2120	274,80
										SX6143.822,48	230,06			EK520MRD6120	231,60
										SX239.822,48	125,38			IRIS520RXP120	217,38
250	250 CR			2000	2005	13	JTF824,13	65,38	48	JTC520HDR120				JTC520HDR120	114,22
										JTR822,50	108,08	520			
										SX6143.822,50	230,06				
250	250 TC			2002	2003	14	JTF824,14	72,52	50	SX231.822,48	98,11				
										JTR822,50	108,08	520			
										SX6143.822,50	230,06				

Poj. [cm3]	Model	Kod	Kraj	Rok od	Rok do	Zębatka przód			Zębatka tył			Łańcuch			
						JT			JT / Supersprox			DID / EK / IRIS / JT			
						Lz	Nr katalogowy	Cena	Lz	Nr katalogowy	Cena	Szer.	Dł.	Nr katalogowy	Cena
250	250 TC			2002	2003					SX239.822,50	125,38				
										SX231.822,50	98,11				
				2004	2005	13	JTF824,13	65,38	50	JTR822,50	108,08	520			
250	250 TC									SX6143.822,50	230,06				
										SX239.822,50	125,38				
										SX231.822,50	98,11				
				2006	2009	12	JTF824,12	65,38	50	JTR822,50	108,08	520	114	DID520ERT2114	261,06
250	250 TC									SX6143.822,50	230,06			EK520MRD6114	220,02
										SX239.822,50	125,38			IRIS520RXP114	206,51
										SX231.822,50	98,11			JTC520HDI114	108,51
				2010					50	JTR822,50	108,08	520	112	DID520ERT2112	256,48
250	250 TC									SX6143.822,50	230,06			EK520MRD6112	216,16
										SX239.822,50	125,38			IRIS520RXP112	202,88
										SX231.822,50	98,11			JTC520HDI112	106,61
				2002	2003	14	JTF824,14	72,52	50	JTR822,50	108,08	520	116	DID520VT2116	359,60
250	250 TE									SX6143.822,50	230,06			EK520SRX116	318,24
										SX239.822,50	125,38			IRIS520HTP116	301,22
										SX231.822,50	98,11			JTC520X1R116	233,63
				2004	2010	13	JTF824,13	65,38	50	JTR822,50	108,08	520	116	DID520VT2116	359,60
250	250 TE									SX6143.822,50	230,06			EK520SRX116	318,24
										SX239.822,50	125,38			IRIS520HTP116	301,22
										SX231.822,50	98,11			JTC520X1R116	233,63
				2008	2010	13	JTF824,13	65,38	50	JTR822,50	108,08	520			
250	250 TXC									SX6143.822,50	230,06				
										SX239.822,50	125,38				
										SX231.822,50	98,11				
				2010		13	JTF824,13	65,38	48	JTR822,48	108,24	520	112	DID520VT2112	347,20
250	250 WR									SX6143.822,48	230,06			EK520SRX112	307,27
										SX239.822,48	125,38			IRIS520HTP112	290,83
										SX231.822,48	98,11			JTC520X1R112	225,58
				1983	1984	13	JTF823,13	68,14	53	JTR223,53	119,44	520	114	DID520VT2114	353,40
250	250 WR ENDURO													EK520SRX114	312,75
														IRIS520HTP114	296,03
														JTC520X1R114	229,60
				1985	1988	13	JTF823,13	68,14	52	JTR223,52	111,92	520	118	DID520VT2118	365,80
250	250 WR ENDURO													EK520SRX118	323,73
														IRIS520HTP118	306,41
														JTC520X1R118	237,66
				1992	1998	14	JTF507,14	38,43	48	JTR822,48	108,24	520	112	DID520VT2112	347,20
250	250 WR ENDURO									SX6143.822,48	230,06			EK520SRX112	307,27
										SX239.822,48	125,38			IRIS520HTP112	290,83
										SX231.822,48	98,11			JTC520X1R112	225,58
				1999	2009	13	JTF824,13	65,38	48	JTR822,48	108,24	520	114	DID520VT2114	353,40
250	250 WR ENDURO									SX6143.822,48	230,06			EK520SRX114	312,75
										SX239.822,48	125,38			IRIS520HTP114	296,03
										SX231.822,48	98,11			JTC520X1R114	229,60
				1980		12	JTF813,12	tel.	53	JTR223,53	119,44	520	120	DID520VT2120	372,00
250	250 WR/CR													EK520SRX120	329,21
														IRIS520HTP120	311,61
														JTC520X1R120	241,69
				1990	1993	14	JTF507,14	38,43	48	JTR822,48	108,24	520	112	DID520VT2112	347,20
250	250 WR/CR									SX6143.822,48	230,06			EK520SRX112	307,27
										SX239.822,48	125,38			IRIS520HTP112	290,83
										SX231.822,48	98,11			JTC520X1R112	225,58
				1989		13	JTF823,13	68,14	46	JTR510,46	94,93	520	112	DID520VT2112	347,20
250	250-260 WRK ENDURO													EK520SRX112	307,27
														IRIS520HTP112	290,83
														JTC520X1R112	225,58
				1990	1994	14	JTF823,14	68,14	50	JTR822,50	108,08	520	120	DID520VT2120	372,00
250	250-260 WRK ENDURO									SX6143.822,50	230,06			EK520SRX120	329,21
										SX239.822,50	125,38			IRIS520HTP120	311,61
										SX231.822,50	98,11			JTC520X1R120	241,69
				2009	2010	13	JTF824,13	65,38	48	JTR822,48	108,24	520	112	DID520VT2112	347,20
300	300 WR									SX6143.822,48	230,06			EK520SRX112	307,27
										SX239.822,48	125,38			IRIS520HTP112	290,83
										SX231.822,48	98,11			JTC520X1R112	225,58
				2009	2010	13	JTF824,13	65,38	50	JTR822,50	108,08	520			
310	310 TE									SX6143.822,50	230,06				
										SX239.822,50	125,38				
										SX231.822,50	98,11				
				1990	1995	15	JTF824,15	72,52	51	JTR822,51	111,92	520	120	DID520VT2120	372,00
350	350 TE									SX6143.822,51	230,06			EK520SRX120	329,21
										SX239.822,51	125,38			IRIS520HTP120	311,61
										SX231.822,51	98,11			JTC520X1R120	241,69
				1981	1988	13	JTF823,13	68,14	53	JTR223,53	119,44	520	120	DID520VT2120	372,00
350	350 WR													EK520SRX120	329,21
														IRIS520HTP120	311,61
														JTC520X1R120	241,69
				1992	1994	13	JTF507,13	37,78	48	JTR822,48	108,24	520	116	DID520MX116	366,56
360	360 CR									SX6143.822,48	230,06			EK520MRD6116	223,88
										SX239.822,48	125,38			IRIS520RXP116	210,13
										SX231.822,48	98,11			JTC520HDI116	110,42
				1992	1998	13	JTF507,13	37,78	48	JTR822,48	108,24	520	116	DID520VT2116	359,60
360	360 WR									SX6143.822,48	230,06			EK520SRX116	318,24
										SX239.822,48	125,38			IRIS520HTP116	301,22
										SX231.822,48	98,11			JTC520X1R116	233,63
				1999	2002	15	JTF507,15	42,21	48	JTR822,48	108,24	520			
360	360 WR									SX6143.822,48	230,06				
										SX239.822,48	125,38				
										SX231.822,48	98,11				
				2001	2002	15	JTF824,15	72,52	50	JTR822,50	108,08	520			
400	400 TE									SX6143.822,50	230,06				
										SX239.822,50	125,38				
										SX231.822,50	98,11				
				1985	1989	13	JTF823,13	68,14	52	JTR223,52	111,92	520	118	DID520VT2118	365,80
400	400 WR ENDURO													EK520SRX118	323,73
														IRIS520HTP118	306,41
														JTC520X1R118	237,66
				1981	1989	14	JTF823,14	68,14	53	JTR223,53	119,44	520	120	DID520VT2120	372,00
400	400 WR/CR													EK520SRX120	329,21
														IRIS520HTP120	311,61
														JTC520X1R120	241,69
400	400/430 CR													DID520VT2116	359,60
														EK520SRX116	318,24

Poj. [cm3]	Model	Kod	Kraj	Rok od	Rok do	Zębatka przód			Zębatka tył			Łańcuch			
						JT			JT / Supersprox			DID / EK / IRIS / JT			
						Lz	Nr katalogowy	Cena	Lz	Nr katalogowy	Cena	Szer.	Dł.	Nr katalogowy	Cena
HUSQVARNA															
400	400/430 CR			1981	1983									IRIS520HTP116	301,22
														JTC520X1R116	233,63
				1995	2000	15	JTF824,15	72,52	48	JTR822,48	108,24	520			
410	410 TE									SX6143.822,48	230,06				
										SX239.822,48	125,38				
										SX231.822,48	98,11				
410	410 TE E			1999		14	JTF824,14	72,52				520			
410	410 TE E			2000		13	JTF824,13	65,38				520			
				1985	1989	13	JTF823,13	68,14	54	JTR223,54	119,44	520	118	DID520MX118	372,88
430	430 AUTO													EK520MRD6118	227,74
														IRIS520RXP118	213,75
														JTC520HDR118	112,32
				1984	1989	13	JTF823,13	68,14	52	JTR223,52	111,92	520	116	DID520MX116	366,56
430	430 CR													EK520MRD6116	223,88
														IRIS520RXP116	210,13
														JTC520HDR116	110,42
				1985	1989	13	JTF823,13	68,14	52	JTR223,52	111,92	520	118	DID520VT2118	365,80
430	430 WR ENDURO													EK520SRX118	323,73
														IRIS520HTP118	306,41
														JTC520X1R118	237,66
				2008		13	JTF824,13	65,38	42	JTR822,42	99,09	520	106	DID520VT2106	328,60
450	450 SM (RR)									SX6143.822,42	230,06			EK520SRX106	290,81
										SX239.822,42	125,38			IRIS520HTP106	275,25
										SX231.822,42	98,11			JTC520X1R106	213,49
				2009		13	JTF824,13	65,38	42	JTR822,42	99,09	520	106	DID520VT2106	328,60
450	450 SM (RR)									SX6143.822,42	230,06			EK520SRX106	290,81
										SX239.822,42	125,38			IRIS520HTP106	275,25
										SX231.822,42	98,11			JTC520X1R106	213,49
				2003	2004	15	JTF824,15	72,52	45	JTR822,45	103,80	520	114	DID520VT2114	353,40
450	450 SMR									SX6143.822,45	230,06			EK520SRX114	312,75
										SX239.822,45	125,38			IRIS520HTP114	296,03
										SX231.822,45	98,11			JTC520X1R114	229,60
				2005	2006	15	JTF824,15	72,52	42	JTR822,42	99,09	520			
450	450 SMR									SX6143.822,42	230,06				
										SX239.822,42	125,38				
										SX231.822,42	98,11				
				2007	2009	14	JTF824,14	72,52	42	JTR822,42	99,09	520			
450	450 SMR									SX6143.822,42	230,06				
										SX239.822,42	125,38				
										SX231.822,42	98,11				
				2010		15	JTF824,15	72,52	42	JTR822,42	99,09	520			
450	450 SMR									SX6143.822,42	230,06				
										SX239.822,42	125,38				
										SX231.822,42	98,11				
				2002	2010	14	JTF824,14	72,52	50	JTR822,50	108,08	520	116	DID520VT2116	359,60
450	450 TC									SX6143.822,50	230,06			EK520SRX116	318,24
										SX239.822,50	125,38			IRIS520HTP116	301,22
										SX231.822,50	98,11			JTC520X1R116	233,63
				2002	2004	15	JTF824,15	72,52	50	JTR822,50	108,08	520	116	DID520VT2116	359,60
450	450 TE									SX6143.822,50	230,06			EK520SRX116	318,24
										SX239.822,50	125,38			IRIS520HTP116	301,22
										SX231.822,50	98,11			JTC520X1R116	233,63
				2005		14	JTF824,14	72,52	50	JTR822,50	108,08	520	112	DID520VT2112	347,20
450	450 TE									SX6143.822,50	230,06			EK520SRX112	307,27
										SX239.822,50	125,38			IRIS520HTP112	290,83
										SX231.822,50	98,11			JTC520X1R112	225,58
				2006		13	JTF824,13	65,38	50	JTR822,50	108,08	520	112	DID520VT2112	347,20
450	450 TE									SX6143.822,50	230,06			EK520SRX112	307,27
										SX239.822,50	125,38			IRIS520HTP112	290,83
										SX231.822,50	98,11			JTC520X1R112	225,58
				2007	2010	13	JTF824,13	65,38	47	JTR822,47	106,67	520	112	DID520VT2112	347,20
450	450 TE									SX6143.822,47	230,06			EK520SRX112	307,27
										SX239.822,47	125,38			IRIS520HTP112	290,83
										SX231.822,47	98,11			JTC520X1R112	225,58
				2008	2010	13	JTF824,13	65,38	47	JTR822,47	106,67	520			
450	450 TXC									SX6143.822,47	230,06				
										SX239.822,47	125,38				
										SX231.822,47	98,11				
				1984	1988	13	JTF823,13	68,14	52	JTR223,52	111,92	520	116	DID520ZVMX116	464,00
500	500 CR													EK520ZVX116	490,38
														IRIS520FB116	397,40
														JTC520X1R116	233,63
				1985	1986	14	JTF823,14	68,14	48	JTR223,48	108,24	520	116	DID520ZVMX116	464,00
500	500 TC/TE													EK520ZVX116	490,38
														IRIS520FB116	397,40
														JTC520X1R116	233,63
				1983	1984	13	JTF823,13	68,14	48	JTR223,48	108,24	520	114	DID520ZVMX114	456,00
500	500 WR													EK520ZVX114	481,92
														IRIS520FB114	390,55
														JTC520X1R114	229,60
				2005		15	JTF824,15	72,52	42	JTR822,42	99,09	520			
510	510 SM R									SX6143.822,42	230,06				
										SX239.822,42	125,38				
										SX231.822,42	98,11				
				2006	2010	14	JTF824,14	72,52	42	JTR822,42	99,09	520	110	DID520VT2110	341,00
510	510 SM R									SX6143.822,42	230,06			EK520SRX110	301,78
										SX239.822,42	125,38			IRIS520HTP110	285,64
										SX231.822,42	98,11			JTC520X1R110	221,55
				1990	1991	12	JTF824,12	65,38	48	JTR822,48	108,24	520	120	DID520ZVMX120	480,00
510	510 TC									SX6143.822,48	230,06			EK520ZVX120	507,29
										SX239.822,48	125,38			IRIS520FB120	411,10
										SX231.822,48	98,11			JTC520X1R120	241,69
				2005		14	JTF824,14	72,52	47	JTR822,47	106,67	520	114	DID520ZVMX114	456,00
510	510 TC									SX6143.822,47	230,06			EK520ZVX114	481,92
										SX239.822,47	125,38			IRIS520FB114	390,55
										SX231.822,47	98,11			JTC520X1R114	229,60
				2006		14	JTF824,14	72,52	50	JTR822,50	108,08	520	114	DID520ZVMX114	456,00
510	510 TC									SX6143.822,50	230,06			EK520ZVX114	481,92
										SX239.822,50	125,38			IRIS520FB114	390,55
										SX231.822,50	98,11			JTC520X1R114	229,60
				2007	2010	14	JTF824,14	72,52	47	JTR822,47	106,67	520	116	DID520ZVMX116	464,00
510	510 TC									SX6143.822,47	230,06			EK520ZVX116	490,38

Poj. [cm3]	Model	Kod	Kraj	Rok od	Rok do	Zębatka przód			Zębatka tył			Łańcuch			
						JT			JT / Supersprox			DID / EK / IRIS / JT			
						Lz	Nr katalogowy	Cena	Lz	Nr katalogowy	Cena	Szer.	Dł.	Nr katalogowy	Cena
510	510 TC			2007	2010					SX239.822,47	125,38			IRIS520FB116	397,40
										SX231.822,47	98,11			JTC520X1R116	233,63
				1987	1989	14	JTF823,14	68,14	48	JTR223,48	108,24	520	116	DID520ZVMX116	464,00
510	510 TC/TE													EK520ZVX116	490,38
														IRIS520FB116	397,40
														JTC520X1R116	233,63
				1990	1991	17	JTF824,17	79,07	48	JTR822,48	108,24	520	120	DID520ZVMX120	480,00
510	510 TE									SX6143.822,48	230,06			EK520ZVX120	507,29
										SX239.822,48	125,38			IRIS520FB120	411,10
										SX231.822,48	98,11			JTC520X1R120	241,69
				2005	2006	14	JTF824,14	72,52	50	JTR822,50	108,08	520	116	DID520VT2116	359,60
510	510 TE									SX6143.822,50	230,06			EK520SRX116	318,24
										SX239.822,50	125,38			IRIS520HTP116	301,22
										SX231.822,50	98,11			JTC520X1R116	233,63
				2007	2010	13	JTF824,13	65,38	47	JTR822,47	106,67	520	116	DID520VT2116	359,60
510	510 TE									SX6143.822,47	230,06			EK520SRX116	318,24
										SX239.822,47	125,38			IRIS520HTP116	301,22
										SX231.822,47	98,11			JTC520X1R116	233,63
				2009	2010	13	JTF824,13	65,38	47	JTR822,47	106,67	520			
510	510 TXC									SX6143.822,47	230,06				
										SX239.822,47	125,38				
										SX231.822,47	98,11				
				2009								520			
530	530 SM RR									SX6143.822,47	230,06				
										SX239.822,47	125,38				
										SX231.822,47	98,11				
				2001	2004	16	JTF824,16	13,6	48	JTR822,48	108,24	520			
570	570 SM (R)									SX6143.822,48	230,06				
										SX239.822,48	125,38				
										SX231.822,48	98,11				
				2001	2003	14	JTF824,14	72,52	52	JTR822,52	111,92	520			
570	570 TC									SX6143.822,52	230,06				
										SX239.822,52	125,38				
										SX231.822,52	98,11				
				2001	2004	17	JTF824,17	79,07	48	JTR822,48	108,24	520			
570	570 TE									SX6143.822,48	230,06				
										SX239.822,48	125,38				
										SX231.822,48	98,11				
				2008	2009	15	JTF824,15	72,52	43	JTR822,43	99,09	520	112	DID520ZVMX112	448,00
610	610 SM									SX6143.822,43	230,06			EK520ZVX112	473,47
										SX239.822,43	125,38			IRIS520FB112	383,70
										SX231.822,43	98,11			JTC520X1R112	225,58
				1999		16	JTF824,16	13,6	45	JTR822,45	103,80	520			
610	610 SM (E)									SX6143.822,45	230,06				
										SX239.822,45	125,38				
										SX231.822,45	98,11				
				2000	2008	16	JTF824,16	13,6	45	JTR822,45	103,80	520	114	DID520ZVMX114	456,00
610	610 SM (S)									SX6143.822,45	230,06			EK520ZVX114	481,92
										SX239.822,45	125,38			IRIS520FB114	390,55
										SX231.822,45	98,11			JTC520X1R114	229,60
				1991	1997	12	JTF824,12	65,38	52	JTR822,52	111,92	520	120	DID520ZVMX120	480,00
610	610 TC									SX6143.822,52	230,06			EK520ZVX120	507,29
										SX239.822,52	125,38			IRIS520FB120	411,10
										SX231.822,52	98,11			JTC520X1R120	241,69
				1998		13	JTF824,13	65,38	52	JTR822,52	111,92	520	120	DID520ZVMX120	480,00
610	610 TC									SX6143.822,52	230,06			EK520ZVX120	507,29
										SX239.822,52	125,38			IRIS520FB120	411,10
										SX231.822,52	98,11			JTC520X1R120	241,69
				1999	2000	14	JTF824,14	72,52	52	JTR822,52	111,92	520	120	DID520ZVMX120	480,00
610	610 TC									SX6143.822,52	230,06			EK520ZVX120	507,29
										SX239.822,52	125,38			IRIS520FB120	411,10
										SX231.822,52	98,11			JTC520X1R120	241,69
				1991	2001	17	JTF824,17	79,07	48	JTR822,48	108,24	520	120	DID520ZVMX120	480,00
610	610 TE									SX6143.822,48	230,06			EK520ZVX120	507,29
										SX239.822,48	125,38			IRIS520FB120	411,10
										SX231.822,48	98,11			JTC520X1R120	241,69
				2008	2009	15	JTF824,15	72,52	45	JTR822,45	103,80	520	114	DID520ZVMX114	456,00
610	610 TE									SX6143.822,45	230,06			EK520ZVX114	481,92
										SX239.822,45	125,38			IRIS520FB114	390,55
										SX231.822,45	98,11			JTC520X1R114	229,60
				1999	2007	15	JTF824,15	72,52	45	JTR822,45	103,80	520			
610	610 TE (E) ENDURO									SX6143.822,45	230,06				
										SX239.822,45	125,38				
										SX231.822,45	98,11				
				2010		16	JTF824,16	13,6	38	JTR822,38	99,09	520			
630	630 SM									SX6143.822,38	230,06				
										SX239.822,38	125,38				
										SX231.822,38	98,11				
				2010		15	JTF824,15	72,52				520	110	DID520ZVMX110	440,00
630	630 SM IE													EK520ZVX110	465,01
														IRIS520FB110	376,84
														JTC520X1R110	221,55
				2003	2004	16	JTF824,16	13,6	45	JTR822,45	103,80	520			
630	630 SMR									SX6143.822,45	230,06				
										SX239.822,45	125,38				
										SX231.822,45	98,11				
630	630 SMS			2011		15	JTF824,15	72,52							
				2010		15	JTF824,15	72,52	38	JTR822,38	99,09	520	112	DID520ZVMX112	448,00
630	630 TE									SX6143.822,38	230,06			EK520ZVX112	473,47
										SX239.822,38	125,38			IRIS520FB112	383,70
										SX231.822,38	98,11			JTC520X1R112	225,58
630	630 TE					15	JTF824,15	72,52				520			
HYOSUNG															
				1997		14	JTF426,14	15,10	48	JTR810,48	69,27	428	126	DID428VX126	280,98
125	125 CRUISE I													EK428SROZ126	257,50
														IRIS428HTP126	236,74
														JTC428HDR126	65,01
				1997	1998	14	JTF410,14	46,11	47	JTR810,47	61,64	428	126	DID428VX126	280,98
125	125 CRUISE II													EK428SROZ126	257,50
														IRIS428HTP126	236,74
														JTC428HDR126	65,01
				1999	2001	14	JTF410,14	46,11	47	JTR810,47	61,64	428	126	DID428VX126	280,98
125	GA125 CRUISE II CLASSIC													EK428SROZ126	257,50

Poj. [cm3]	Model	Kod	Kraj	Rok od	Rok do	Zębatka przód			Zębatka tył			Łańcuch			
						JT		Cena	JT / Supersprox		Cena	Szer.	Dł.	DID / EK / IRIS / JT	
						Lz	Nr katalogowy		Lz	Nr katalogowy				Nr katalogowy	Cena
HYOSUNG															
125	GA125 CRUISE II CLASSIC			1999	2001									IRIS428HTP126	236,74
														JTC428HDDR126	65,01
				1999	2001	14	JTF410,14	46,11	47	JTR810,47	61,64	428	126	DID428VX126	280,98
125	GA125 CRUISE II DE LUXE													EK428SROZ126	257,50
														IRIS428HTP126	236,74
														JTC428HDDR126	65,01
				1998	2003	14	JTF410,14	46,11	47	JTR810,47	61,64	428	126	DID428VX126	280,98
125	GF125													EK428SROZ126	257,50
														IRIS428HTP126	236,74
														JTC428HDDR126	65,01
				2009		14	JTF410,14	46,11	52	JTR1067,52	84,90	428	138	DID428VX138	307,74
125	GT125 COMET													EK428SROZ138	282,02
														IRIS428HTP138	259,28
														JTC428HDDR138	71,20
				2003	2008	14	JTF410,14	46,11	52	JTR1067,52	84,90	428	138	DID428VX138	307,74
125	GT125 NAKED													EK428SROZ138	282,02
														IRIS428HTP138	259,28
														JTC428HDDR138	71,20
				2009		14	JTF410,14	46,11	52	JTR1067,52	84,90	428	138	DID428VX138	307,74
125	GT125 R COMET													EK428SROZ138	282,02
														IRIS428HTP138	259,28
														JTC428HDDR138	71,20
				2006	2008	14	JTF410,14	46,11	52	JTR1067,52	84,90	428	138	DID428VX138	307,74
125	GT125 R SUPERSPORT													EK428SROZ138	282,02
														IRIS428HTP138	259,28
														JTC428HDDR138	71,20
125	GV125 AQUILA			2001	2008	13	JTF410,13	8,52	48	JTR810,48	69,27	428	138	DID428VX138	307,74
														EK428SROZ138	282,02
														IRIS428HTP138	259,28
														JTC428HDDR138	71,20
125	GV125 C AQUILA			2009	2010	13	JTF410,13	8,52	48	JTR810,48	69,27	428	138	DID428VX138	307,74
														EK428SROZ138	282,02
														IRIS428HTP138	259,28
														JTC428HDDR138	71,20
125	RT125 KARION			2003	2006	13	JTF410,13	8,52	48	JTR810,48	69,27	428	130	DID428VX130	289,90
														EK428SROZ130	265,67
														IRIS428HTP130	244,25
														JTC428HDDR130	67,07
125	RT125 KARION D CITYTRAIL			2008	2010	13	JTF410,13	8,52	48	JTR810,48	69,27	428	128	DID428VX128	285,44
														EK428SROZ128	261,58
														IRIS428HTP128	240,49
														JTC428HDDR128	66,04
125	RX125 D			2007	2009	14	JTF410,14	46,11	48	JTR810,48	69,27	428	132	DID428VX132	294,36
														EK428SROZ132	269,76
														IRIS428HTP132	248,01
														JTC428HDDR132	68,10
125	RX125 SM			2007	2009	14	JTF410,14	46,11	48	JTR810,48	69,27	428	132	DID428VX132	294,36
														EK428SROZ132	269,76
														IRIS428HTP132	248,01
														JTC428HDDR132	68,10
125	XR125			1999	2003	14	JTF410,14	46,11	48	JTR810,48	69,27	428	132	DID428VX132	294,36
														EK428SROZ132	269,76
														IRIS428HTP132	248,01
														JTC428HDDR132	68,10
125	XR125			2004	2006	14	JTF410,14	46,11	48	JTR810,48	69,27	428	132	DID428VX132	294,36
														EK428SROZ132	269,76
														IRIS428HTP132	248,01
														JTC428HDDR132	68,10
125	XR125 FUNDURO			2007	2008	14	JTF410,14	46,11	48	JTR810,48	69,27	428	132	DID428VX132	294,36
														EK428SROZ132	269,76
														IRIS428HTP132	248,01
														JTC428HDDR132	68,10
125	XR125 SM			2007	2008	14	JTF410,14	46,11	48	JTR810,48	69,27	428	132	DID428VX132	294,36
														EK428SROZ132	269,76
														IRIS428HTP132	248,01
														JTC428HDDR132	68,10
250	GT250 COMET			2006	2009	14	JTF1554,14	60,34	46	JTR1068,46	84,90	520	112	DID520VX112	288,96
														EK520MVXZ112	346,40
														IRIS520HTP112	290,83
														JTC520X1R112	225,58
250	GT250 COMET FI			2010					46	JTR1068,46	84,90	520	112	DID520VX112	288,96
														EK520MVXZ112	346,40
														IRIS520HTP112	290,83
														JTC520X1R112	225,58
250	GT250 R COMET			2009		14	JTF1554,14	60,34	46	JTR1068,46	84,90	520	112	DID520VX112	288,96
														EK520MVXZ112	346,40
														IRIS520HTP112	290,83
														JTC520X1R112	225,58
250	GT250 R COMET FI			2010					46	JTR1068,46	84,90	520	112	DID520VX112	288,96
														EK520MVXZ112	346,40
														IRIS520HTP112	290,83
														JTC520X1R112	225,58
250	GT250 R SPORT			2004	2008	14	JTF1554,14	60,34	46	JTR1068,46	84,90	520	112	DID520VX112	288,96
														EK520MVXZ112	346,40
														IRIS520HTP112	290,83
														JTC520X1R112	225,58
250	GV250 AQUILA			2004	2005	14	JTF1554,14	60,34	46	JTR1073,46	100,77	520	116	DID520VX116	299,28
														EK520MVXZ116	358,78
														IRIS520HTP116	301,22
														JTC520X1R116	233,63
250	GV250 AQUILA			2006	2009	14	JTF1554,14	60,34	46	JTR1073,46	100,77	520	116	DID520VX116	299,28
														EK520MVXZ116	358,78
														IRIS520HTP116	301,22
														JTC520X1R116	233,63
250	GV250 AQUILA FI			2010		14	JTF1554,14	60,34	46	JTR1073,46	100,77	520	116	DID520VX116	299,28
														EK520MVXZ116	358,78
														IRIS520HTP116	301,22
														JTC520X1R116	233,63
650	GT650 COMET			2004	2009	15	JTF520,15	41,46	44	JTR1074,44	108,02	525	108	DID525VX108	320,76
														EK525MVXZ108	393,76
														IRIS525HTP108	286,95
														JTC525X1R108	250,30

Poj. [cm3]	Model	Kod	Kraj	Rok od	Rok do	Zębatka przód			Zębatka tył			Łańcuch			
						JT		Cena	JT / Supersprox		Cena	Szer.	Dł.	DID / EK / IRIS / JT	
Lz	Nr katalogowy	Lz	Nr katalogowy	Lz	Nr katalogowy	Szer.	Dł.								
650	GT650 COMET FI			2010		15	JTF520,15	41,46	44	JTR1074,44	108,02	525	108	DID525VX108	320,76
														EK525MVXZ108	393,76
														IRIS525HTP108	286,95
														JTC525X1R108	250,30
650	GT650 NAKED			2004	2006	15	JTF520,15	41,46	44	JTR1074,44	108,02	525	108	DID525VX108	320,76
														EK525MVXZ108	393,76
														IRIS525HTP108	286,95
														JTC525X1R108	250,30
650	GT650 R COMET			2009		15	JTF520,15	41,46	44	JTR1074,44	108,02	525	108	DID525VX108	320,76
														EK525MVXZ108	393,76
														IRIS525HTP108	286,95
														JTC525X1R108	250,30
650	GT650 R COMET FI			2010		15	JTF520,15	41,46	44	JTR1074,44	108,02	525	108	DID525VX108	320,76
														EK525MVXZ108	393,76
														IRIS525HTP108	286,95
														JTC525X1R108	250,30
650	GT650 R SPORTTOURING			2005	2008	15	JTF520,15	41,46	44	JTR1074,44	108,02	525	108	DID525VX108	320,76
														EK525MVXZ108	393,76
														IRIS525HTP108	286,95
														JTC525X1R108	250,30
650	GT650 S COMET			2009		15	JTF520,15	41,46	44	JTR1074,44	108,02	525	108	DID525VX108	320,76
														EK525MVXZ108	393,76
														IRIS525HTP108	286,95
														JTC525X1R108	250,30
650	GT650 S COMET FI			2010		15	JTF520,15	41,46	44	JTR1074,44	108,02	525	108	DID525VX108	320,76
														EK525MVXZ108	393,76
														IRIS525HTP108	286,95
														JTC525X1R108	250,30
650	GT650 S SPORT			2005	2008	15	JTF520,15	41,46	44	JTR1074,44	108,02	525	108	DID525VX108	320,76
														EK525MVXZ108	393,76
														IRIS525HTP108	286,95
														JTC525X1R108	250,30
JINCHENG															
125	125 ABILA			2007	2008	14	JTF1263,14	14,07	41	JTR810,41	50,49	428	116	DID428VX116	258,68
														EK428SROZ116	237,06
														IRIS428HTP116	217,95
														JTC428HDR116	59,85
KAWASAKI															
50	AE50			1982	1983	13	JTF249,13	12,93	49	JTR801,49	56,99	420	116	DID420D116	58,00
										SX6143.801,49	209,15			EK420116	37,13
										SX239.801,49	117,06			IRIS420RX116	62,78
										SX231.801,49	73,58			JTC420HDR116	48,01
50	AE50		Norwegia			13	JTF249,13	12,93	46	JTR801,46	49,84	420	116	DID420D116	58,00
										SX6143.801,46	209,15			EK420116	37,13
										SX239.801,46	117,06			IRIS420RX116	62,78
										SX231.801,46	73,58			JTC420HDR116	48,01
50	AR50 A1,C2-C10			1981	1998	13	JTF249,13	12,93	49	JTR801,49	56,99	420	116	DID420D116	58,00
										SX6143.801,49	209,15			EK420116	37,13
										SX239.801,49	117,06			IRIS420RX116	62,78
										SX231.801,49	73,58			JTC420HDR116	48,01
50	KDX50 A1-A3,A6F			2003	2006	13	JTF563,13	12,93	28	JTR1780,28	79,07	420	78	DID420NZ378	80,34
														EK420SH78	73,79
														IRIS420RX78	42,21
														JTC420HDR78	32,28
50	KSF50 A1-A3,A6F (KFX50)			2003	2006	10	JTF562,10	12,34				420	78	DID420NZ378	80,34
														EK420SH78	73,79
														IRIS420RX78	42,21
														JTC420HDR78	32,28
60	KX60 A1,A2,B1-B19			1983	2003	13	JTF546,13	12,93	44	JTR464,44	56,77	420	104	DID420NZ3104	107,12
														EK420SH104	98,39
														IRIS420RX104	56,28
														JTC420HDR104	43,04
65	KX65 A1-A2			2000	2001	13	JTF546,13	12,93	46	JTR1465,46	55,64	420	108	DID420NZ3108	111,24
										SX6143.455,46	209,15			EK420SH108	102,17
										SX239.455,46	117,06			IRIS420RX108	58,45
										SX231.455,46	73,58			JTC420HDR108	44,70
65	KX65 A1-A2 KONWERSJA 428			2000	2001	13	JTF555,13	17,21	46	JTR1466,46	64,35	428	108	DID428NZ108	151,20
														EK428SHDR108	132,34
														IRIS428RX108	81,83
														JTC428HDR108	55,72
65	KX65 A3-A6,A6F-A9F,AAF,ABF			2002	2011	13	JTF546,13	12,93	47	JTR1465,47	58,29	420	110	DID420NZ3110	113,30
										SX6143.455,47	209,15			EK420SH110	104,07
										SX239.455,47	117,06			IRIS420RX110	59,53
										SX231.455,47	73,58			JTC420HDR110	45,52
65	KX65 A3-A6,A6F-A9F,AAF,ABF KONWERSJA 428			2002	2011	13	JTF555,13	17,21	47	JTR1466,47	64,35	428	110	DID428NZ110	154,00
														EK428SHDR110	134,79
														IRIS428RX110	83,34
														JTC428HDR110	56,75
80	AE/AR 80		Francja			15	JTF249,15	13,75	41	JTR801,41	42,43	420	114	DID420D114	57,00
										SX6143.801,41	209,15			EK420114	36,49
										SX239.801,41	117,06			IRIS420RX114	61,70
										SX231.801,41	73,58			JTC420HDR114	47,18
80	AE/AR 80		Francja			15	JTF249,15	13,75	43	JTR801,43	46,92	420	118	DID420D118	59,00
										SX6143.801,43	209,15			EK420118	37,77
										SX239.801,43	117,06			IRIS420RX118	63,86
										SX231.801,43	73,58			JTC420HDR118	48,83
80	AE80		Niemcy	1981	1982	16	JTF249,16	14,29	41	JTR801,41	42,43	420	114	DID420D114	57,00
										SX6143.801,41	209,15			EK420114	36,49
										SX239.801,41	117,06			IRIS420RX114	61,70
										SX231.801,41	73,58			JTC420HDR114	47,18
80	AE80 A1-B1			1981	1989	15	JTF249,15	13,75	43	JTR801,43	46,92	420	114	DID420D114	57,00
										SX6143.801,43	209,15			EK420114	36,49
										SX239.801,43	117,06			IRIS420RX114	61,70
										SX231.801,43	73,58			JTC420HDR114	47,18
80	AR80		Niemcy	1981	1982	15	JTF249,15	13,75	41	JTR801,41	42,43	420	114	DID420D114	57,00
										SX6143.801,41	209,15			EK420114	36,49
										SX239.801,41	117,06			IRIS420RX114	61,70
										SX231.801,41	73,58			JTC420HDR114	47,18
80	AR80 C1-C5			1982	1987	14	JTF249,14	12,93	43	JTR801,43	46,92	420	114	DID420D114	57,00
										SX6143.801,43	209,15			EK420114	36,49
										SX239.801,43	117,06			IRIS420RX114	61,70
										SX231.801,43	73,58			JTC420HDR114	47,18

Poj. [cm3]	Model	Kod	Kraj	Rok od	Rok do	Zębatka przód			Zębatka tył			Łańcuch			
						JT		Cena	JT / Supersprox		Cena	Szer.	Dł.	DID / EK / IRIS / JT	
Lz	Nr katalogowy	Lz	Nr katalogowy	Nr katalogowy		Nr katalogowy									
KAWASAKI															
80	AR80 C6-C8			1988	1992	15	JTF249,15	13,75	43	JTR801,43	46,92	420	114	DID420D114	57,00
										SX6143.801,43	209,15			EK420T114	36,49
										SX239.801,43	117,06			IRIS420RX114	61,70
										SX231.801,43	73,58			JTC420HDR114	47,18
80	KD80 M1-M8			1980	1987	14	JTF1263,14	14,07	39	JTR802,39	46,92	428	98	DID428NZ98	137,20
														EK428SHDR98	120,09
														IRIS428RX98	74,25
														JTC428HDR98	50,56
80	KD80 N1-N3			1988	1990	15	JTF249,15	13,75				420	102	DID420NZ3102	105,06
														EK420SH102	96,50
														IRIS420RX102	55,20
														JTC420HDR102	42,21
80	KSF80 A1-A3,A6F (KFX80)			2003	2006	10	JTF1407,10	30,42	22	JTR1795,22	57,31	520	36	DID520ATV36	109,44
														EK520SRX36	98,76
														IRIS520HTP36	93,48
														JTC520X1R36	72,51
80	KX80 B1-B2			1979	1980	14	JTF546,14	13,75				420	112	DID420NZ3112	115,36
														EK420SH112	105,96
														IRIS420RX112	60,61
														JTC420HDR112	46,35
80	KX80 D1-D2			1981	1982	14	JTF546,14	13,75				420	120	DID420NZ3120	123,60
														EK420SH120	113,53
														IRIS420RX120	64,94
														JTC420HDR120	49,66
80	KX80 E1			1983		14	JTF546,14	13,75	49	JTR464,49	65,00	420	118	DID420NZ3118	121,54
														EK420SH118	111,63
														IRIS420RX118	63,86
														JTC420HDR118	48,83
80	KX80 E2			1984		14	JTF546,14	13,75	50	JTR464,50	60,18	420	118	DID420NZ3118	121,54
														EK420SH118	111,63
														IRIS420RX118	63,86
														JTC420HDR118	48,83
80	KX80 E3			1985		14	JTF546,14	13,75	50	JTR464,50	60,18	420	120	DID420NZ3120	123,60
														EK420SH120	113,53
														IRIS420RX120	64,94
														JTC420HDR120	49,66
80	KX80 G1-G2,H2			1986	1987	13	JTF546,13	12,93	49	JTR461,49	57,75	420	120	DID420NZ3120	123,60
										SX6143.457,49	209,15			EK420SH120	113,53
										SX239.457,49	117,06			IRIS420RX120	64,94
										SX231.457,49	73,58			JTC420HDR120	49,66
80	KX80 G1-G2,H2 KONWERSJA 428			1986	1987	13	JTF555,13	17,21	49	JTR462,49	70,36	428	120	DID428NZ120	168,00
														EK428SHDR120	147,05
														IRIS428RX120	90,92
														JTC428HDR120	61,91
80	KX80 J1-J2			1986	1987	13	JTF546,13	12,93	54	JTR461,54	71,06	420	126	DID420NZ3126	129,78
										SX6143.457,54	209,15			EK420SH126	119,20
										SX239.457,54	117,06			IRIS420RX126	68,19
										SX231.457,54	73,58			JTC420HDR126	52,15
80	KX80 J1-J2 KONWERSJA 428			1986	1987	13	JTF555,13	17,21	54	JTR462,54	86,00	428	126	DID428NZ126	176,40
														EK428SHDR126	154,40
														IRIS428RX126	95,47
														JTC428HDR126	65,01
80	KX80 L1			1988		13	JTF546,13	12,93	48	JTR461,48	57,75	420	120	DID420NZ3120	123,60
										SX6143.457,48	209,15			EK420SH120	113,53
										SX239.457,48	117,06			IRIS420RX120	64,94
										SX231.457,48	73,58			JTC420HDR120	49,66
80	KX80 L2			1989		13	JTF546,13	12,93	49	JTR461,49	57,75	420	126	DID420NZ3126	129,78
										SX6143.457,49	209,15			EK420SH126	119,20
										SX239.457,49	117,06			IRIS420RX126	68,19
										SX231.457,49	73,58			JTC420HDR126	52,15
80	KX80 L2 KONWERSJA 428			1989		13	JTF555,13	17,21	49	JTR462,49	70,36	428	126	DID428NZ126	176,40
														EK428SHDR126	154,40
														IRIS428RX126	95,47
														JTC428HDR126	65,01
80	KX80 L3			1990		13	JTF546,13	12,93	49	JTR461,49	57,75	420	120	DID420NZ3120	123,60
										SX6143.457,49	209,15			EK420SH120	113,53
										SX239.457,49	117,06			IRIS420RX120	64,94
										SX231.457,49	73,58			JTC420HDR120	49,66
80	KX80 L3 KONWERSJA 428			1990		13	JTF555,13	17,21	49	JTR462,49	70,36	428	120	DID428NZ120	168,00
														EK428SHDR120	147,05
														IRIS428RX120	90,92
														JTC428HDR120	61,91
80	KX80 N1			1988		14	JTF546,14	13,75	53	JTR461,53	66,57	420	126	DID420NZ3126	129,78
										SX6143.457,53	209,15			EK420SH126	119,20
										SX239.457,53	117,06			IRIS420RX126	68,19
										SX231.457,53	73,58			JTC420HDR126	52,15
80	KX80 N2,N3			1989	1990	13	JTF546,13	12,93	54	JTR461,54	71,06	420	126	DID420NZ3126	129,78
										SX6143.457,54	209,15			EK420SH126	119,20
										SX239.457,54	117,06			IRIS420RX126	68,19
										SX231.457,54	73,58			JTC420HDR126	52,15
80	KX80 N2,N3 KONWERSJA 428			1989	1990	13	JTF555,13	17,21	54	JTR462,54	86,00	428	126	DID428NZ126	176,40
														EK428SHDR126	154,40
														IRIS428RX126	95,47
														JTC428HDR126	65,01
80	KX80 R1-R7			1991	1997	13	JTF546,13	12,93	49	JTR461,49	57,75	420	118	DID420NZ3118	121,54
										SX6143.457,49	209,15			EK420SH118	111,63
										SX239.457,49	117,06			IRIS420RX118	63,86
										SX231.457,49	73,58			JTC420HDR118	48,83
80	KX80 R1-R7 KONWERSJA 428			1991	1997	13	JTF555,13	17,21	49	JTR462,49	70,36	428	118	DID428NZ118	165,20
														EK428SHDR118	144,60
														IRIS428RX118	89,41
														JTC428HDR118	60,88
80	KX80 T1-T7 BIG WHEEL			1991	1997	13	JTF546,13	12,93	54	JTR461,54	71,06	420	124	DID420NZ3124	127,72
										SX6143.457,54	209,15			EK420SH124	117,31
										SX239.457,54	117,06			IRIS420RX124	67,11
										SX231.457,54	73,58			JTC420HDR124	51,32
80	KX80 T1-T7 BIG WHEEL KONWERSJA 428			1991	1997	13	JTF555,13	17,21	54	JTR462,54	86,00	428	124	DID428NZ124	173,60
														EK428SHDR124	151,95
														IRIS428RX124	93,95
														JTC428HDR124	63,98
80	KX80 W1-W2			1998	1999	14	JTF546,14	13,75	50	JTR461,50	64,51	420	124	DID420NZ3124	127,72
										SX6143.457,50	209,15			EK420SH124	117,31

NAPED

Poj. [cm3]	Model	Kod	Kraj	Rok od	Rok do	Zębatka przód		Zębatka tył		Łańcuch						
						JT		JT / Supersprox		DID / EK / IRIS / JT						
						Lz	Nr katalogowy	Cena	Lz	Nr katalogowy	Cena	Szer.	Dł.	Nr katalogowy	Cena	
KAWASAKI																
100	KX100 B7			1997						SX239.457,52	117,06			IRIS420RX124	67,11	
										SX231.457,52	73,58			JTC420HDX124	51,32	
		USA	1997		13	JTF546,13		12,93	54	JTR461,54	71,06	420	124	DID420NZ3124	127,72	
100	KX100 B7									SX6143.457,54	209,15			EK420SH124	117,31	
										SX239.457,54	117,06			IRIS420RX124	67,11	
										SX231.457,54	73,58			JTC420HDX124	51,32	
			1997		13	JTF555,13		17,21	52	JTR462,52	72,63	428	124	DID428NZ124	173,60	
100	KX100 B7 KONWERSJA 428													EK428SHDX124	151,95	
														IRIS428RX124	93,95	
														JTC428HDX124	63,98	
		USA	1997		13	JTF555,13		17,21	54	JTR462,54	86,00	428	124	DID428NZ124	173,60	
100	KX100 B7 KONWERSJA 428													EK428SHDX124	151,95	
														IRIS428RX124	93,95	
														JTC428HDX124	63,98	
				1998		13	JTF546,13		12,93	51	JTR461,51	64,46	420	124	DID420NZ3124	127,72
100	KX100 C1									SX6143.457,51	209,15			EK420SH124	117,31	
										SX239.457,51	117,06			IRIS420RX124	67,11	
										SX231.457,51	73,58			JTC420HDX124	51,32	
				1998		13	JTF555,13		17,21	51	JTR462,51	72,63	428	124	DID428NZ124	173,60
100	KX100 C1 KONWERSJA 428													EK428SHDX124	151,95	
														IRIS428RX124	93,95	
														JTC428HDX124	63,98	
				1999		14	JTF546,14		13,75	49	JTR461,49	57,75	420	124	DID420NZ3124	127,72
100	KX100 C2									SX6143.457,49	209,15			EK420SH124	117,31	
										SX239.457,49	117,06			IRIS420RX124	67,11	
										SX231.457,49	73,58			JTC420HDX124	51,32	
		USA	1999		13	JTF546,13		12,93	51	JTR461,51	64,46	420	124	DID420NZ3124	127,72	
100	KX100 C2									SX6143.457,51	209,15			EK420SH124	117,31	
										SX239.457,51	117,06			IRIS420RX124	67,11	
										SX231.457,51	73,58			JTC420HDX124	51,32	
				1999		14	JTF555,14		17,21	49	JTR462,49	70,36	428	124	DID428NZ124	173,60
100	KX100 C2 KONWERSJA 428													EK428SHDX124	151,95	
														IRIS428RX124	93,95	
														JTC428HDX124	63,98	
		USA	1999		13	JTF555,13		17,21	51	JTR462,51	72,63	428	124	DID428NZ124	173,60	
100	KX100 C2 KONWERSJA 428													EK428SHDX124	151,95	
														IRIS428RX124	93,95	
														JTC428HDX124	63,98	
				2000		13	JTF546,13		12,93	51	JTR461,51	64,46	420	124	DID420NZ3124	127,72
100	KX100 C3									SX6143.457,51	209,15			EK420SH124	117,31	
										SX239.457,51	117,06			IRIS420RX124	67,11	
										SX231.457,51	73,58			JTC420HDX124	51,32	
				2000		13	JTF555,13		17,21	51	JTR462,51	72,63	428	124	DID428NZ124	173,60
100	KX100 C3 KONWERSJA 428													EK428SHDX124	151,95	
														IRIS428RX124	93,95	
														JTC428HDX124	63,98	
				2001	2009	13	JTF546,13		12,93	51	JTR461,51	64,46	420	124	DID420NZ3124	127,72
100	KX100 D1-D5,D6F-D9F									SX6143.457,51	209,15			EK420SH124	117,31	
										SX239.457,51	117,06			IRIS420RX124	67,11	
										SX231.457,51	73,58			JTC420HDX124	51,32	
				2001	2009	13	JTF555,13		17,21	51	JTR462,51	72,63	428	124	DID428NZ124	173,60
100	KX100 D1-D5,D6F-D9F KONWERSJA 428													EK428SHDX124	151,95	
														IRIS428RX124	93,95	
														JTC428HDX124	63,98	
				2011		13	JTF546,13		12,93	51	JTR461,51	64,46	420	124	DID420NZ3124	127,72
100	KX100 DBF									SX6143.457,51	209,15			EK420SH124	117,31	
										SX239.457,51	117,06			IRIS420RX124	67,11	
										SX231.457,51	73,58			JTC420HDX124	51,32	
				2011		13	JTF555,13		17,21	51	JTR462,51	72,63	428	124	DID428NZ124	173,60
100	KX100 DBF KONWERSJA 428													EK428SHDX124	151,95	
														IRIS428RX124	93,95	
														JTC428HDX124	63,98	
				1987	1988	14	JTF546,14		13,75	53	JTR461,53	66,57	420	126	DID420NZ3126	129,78
100	KX100 J2,N1									SX6143.457,53	209,15			EK420SH126	119,20	
										SX239.457,53	117,06			IRIS420RX126	68,19	
										SX231.457,53	73,58			JTC420HDX126	52,15	
		Indonezja			14	JTF505,14		17,21	47	JTR802,47	62,35	428	108	DID428D108	65,88	
100	KZR100													EK428108	35,80	
														IRIS428RX108	81,83	
														JTC428HDX108	55,72	
		Grecja			15	JTF249,15		13,75	39	JTR801,39	39,99	420	100	DID420D100	50,00	
100	MAX100									SX6143.801,39	209,15			EK420100	32,01	
										SX239.801,39	117,06			IRIS420RX100	54,12	
										SX231.801,39	73,58			JTC420HDX100	41,39	
100	MODENAS 100	Indonezja			13	JTF505,13		17,21	44	JTR802,44	57,20	428				
100	MODENAS 100	Indonezja			14	JTF505,14		17,21	47	JTR802,47	62,35	428				
				1987	1988	12	JTF1501,12		17,97	50	JTR1410,50	71,60	428	100	DID428NZ100	140,00
110	KLF110 A1,A2,B1,B2 MOJAVE													EK428SHDX100	122,54	
														IRIS428RX100	75,77	
														JTC428HDX100	51,59	
				1984	1986	12	JTF1501,12		17,97				428	100	DID428NZ100	140,00
110	KLT110 A1-A3													EK428SHDX100	122,54	
														IRIS428RX100	75,77	
														JTC428HDX100	51,59	
				2002		14	JTF249,14		12,93	37	JTR801,37	35,29	420	88	DID420NZ388	90,64
110	KLX110 A1									SX6143.801,37	209,15			EK420SH88	83,25	
										SX239.801,37	117,06			IRIS420RX88	47,63	
										SX231.801,37	73,58			JTC420HDX88	36,42	
				2003	2009	14	JTF249,14		12,93	33	JTR801,33	30,14	420	86	DID420NZ386	88,58
110	KLX110 A2,A3,A4,A6F,A7F,A8F,A9F															

Poj. [cm3]	Model	Kod	Kraj	Rok od	Rok do	Zębatka przód			Zębatka tył			Łańcuch			
						JT			JT / Supersprox			DID / EK / IRIS / JT			
						Lz	Nr katalogowy	Cena	Lz	Nr katalogowy	Cena	Szer.	Dł.	Nr katalogowy	Cena
110	KLX110 L DAF,DBF			2010	2011					SX239.801,38	117,06			IRIS420RX90	48,71
										SX231.801,38	73,58			JTC420HDDR90	37,25
			Grecja	2000		14	JTF505,14	17,21	42	JTR802,42	50,28	428	108	DID428D108	65,88
115	115 KAZE-R													EK428108	35,80
														IRIS428RX108	81,83
														JTC428HDDR108	55,72
			Grecja			13	JTF505,13	17,21	44	JTR802,44	57,20	428	108	DID428D108	65,88
115	115 KAZE-R													EK428108	35,80
														IRIS428RX108	81,83
														JTC428HDDR108	55,72
125	AR125 LC A1-A8,B1-B7			1982	1993	14	JTF417,14	16,56	36	JTR468,36	46,38	428	116	DID428VX116	258,68
														EK428SROZ116	237,06
														IRIS428HTP116	217,95
														JTC428HDDR116	59,85
125	AR125 LC B8			1994		15	JTF417,15	16,56	36	JTR468,36	46,38	428	116	DID428VX116	258,68
														EK428SROZ116	237,06
														IRIS428HTP116	217,95
														JTC428HDDR116	59,85
125	BN125 A1-A8,A6F,A7F ELIMINATOR			1998	2007	15	JTF417,15	16,56	46	JTR468,46	62,13	428	132	DID428VX132	294,36
														EK428SROZ132	269,76
														IRIS428HTP132	248,01
														JTC428HDDR132	68,10
125	BN125 A9F ELIMINATOR			2009		15	JTF417,15	16,56	46	JTR468,46	62,13	428	132	DID428VX132	294,36
														EK428SROZ132	269,76
														IRIS428HTP132	248,01
														JTC428HDDR132	68,10
125	KDX125 SR			1990	1999	15	JTF417,15	16,56	52	JTR459,52	79,88	428	132	DID428VX132	294,36
														EK428SROZ132	269,76
														IRIS428HTP132	248,01
														JTC428HDDR132	68,10
125	KE125 A4-A12			1976	1987	14	JTF418,14	15,10	50	JTR471,50	54,93	428	118	DID428VX118	263,14
														EK428SROZ118	241,15
														IRIS428HTP118	221,71
														JTC428HDDR118	60,88
125	KH125 A1-A4			1977	1982	14	JTF418,14	15,10	47	JTR810,47	61,64	428	112	DID428VX112	249,76
														EK428SROZ112	228,89
														IRIS428HTP112	210,43
														JTC428HDDR112	57,78
125	KH125 L1,K1-K10 (EX) (6 OTWORÓW)			1983	1998	14	JTF418,14	15,10	36	JTR458,36	39,35	428	110	DID428VX110	245,30
														EK428SROZ110	224,80
														IRIS428HTP110	206,67
														JTC428HDDR110	56,75
125	KLX125 A1-A3,A6F			2003	2006	14	JTF409,14	tel.	51	JTR797,51	110,95	428	122	DID428VX122	272,06
														EK428SROZ122	249,32
														IRIS428HTP122	229,22
														JTC428HDDR122	62,94
125	KLX125 CAF			2010								428	124	DID428VX124	276,52
														EK428SROZ124	253,41
														IRIS428HTP124	232,98
														JTC428HDDR124	63,98
125	KLX125 DAF D-TRACKER			2010								428	122	DID428VX122	272,06
														EK428SROZ122	249,32
														IRIS428HTP122	229,22
														JTC428HDDR122	62,94
125	KLX125 L B1-B3,B6F			2003	2006	14	JTF409,14	tel.	57	JTR797,57	110,95	428	130	DID428VX130	289,90
														EK428SROZ130	265,67
														IRIS428HTP130	244,25
														JTC428HDDR130	67,07
125	KMX125 A1-A5,B1-B12			1986	2003	14	JTF417,14	16,56	48	JTR463,48	68,79	428	124	DID428VX124	276,52
														EK428SROZ124	253,41
														IRIS428HTP124	232,98
														JTC428HDDR124	63,98
125	KS125					14	JTF418,14	15,10	50	JTR471,50	54,93	428	118	DID428VX118	263,14
														EK428SROZ118	241,15
														IRIS428HTP118	221,71
														JTC428HDDR118	60,88
125	KX125 A3-A5			1977	1979	14	JTF418,14	15,10				428	118	DID428NZ118	165,20
														EK428HDDR118	144,60
														IRIS428RX118	89,41
														JTC428HDDR118	60,88
125	KX125 A6			1980		12	JTF422,12	26,36	52	JTR460,52	107,92	520	118	DID520ERT2118	270,22
										SX6143.460,52	230,06			EK520MRD6118	227,74
										SX239.460,52	125,38			IRIS520RXP118	213,75
										SX231.460,52	98,11			JTC520HDDR118	112,32
				1981		12	JTF422,12	26,36	53	JTR460,53	110,95	520	118	DID520ERT2118	270,22
										SX6143.460,53	230,06			EK520MRD6118	227,74
125	KX125 A7									SX239.460,53	125,38			IRIS520RXP118	213,75
										SX231.460,53	98,11			JTC520HDDR118	112,32
				1982		12	JTF422,12	26,36	51	JTR460,51	107,92	520	114	DID520ERT2114	261,06
125	KX125 B1									SX6143.460,51	230,06			EK520MRD6114	220,02
										SX239.460,51	125,38			IRIS520RXP114	206,51
										SX231.460,51	98,11			JTC520HDDR114	108,51
				1983		12	JTF422,12	26,36	50	JTR460,50	104,99	520	114	DID520ERT2114	261,06
125	KX125 B2									SX6143.460,50	230,06			EK520MRD6114	220,02
										SX239.460,50	125,38			IRIS520RXP114	206,51
										SX231.460,50	98,11			JTC520HDDR114	108,51
				1984		12	JTF422,12	26,36	50	JTR460,50	104,99	520	112	DID520ERT2112	256,48
125	KX125 C1									SX6143.460,50	230,06			EK520MRD6112	216,16
										SX239.460,50	125,38			IRIS520RXP112	202,88
										SX231.460,50	98,11			JTC520HDDR112	106,61
				1985		12	JTF422,12	26,36	47	JTR460,47	96,77	520	110	DID520ERT2110	251,90
125	KX125 D1									SX6143.460,47	230,06			EK520MRD6110	212,30
										SX239.460,47	125,38			IRIS520RXP110	199,26
										SX231.460,47	98,11			JTC520HDDR110	104,70
				1986	1989	12	JTF422,12	26,36	47	JTR460,47	96,77	520	112	DID520ERT2112	256,48
125	KX125 E1,E2,F1,G1									SX6143.460,47	230,06			EK520MRD6112	216,16
										SX239.460,47	125,38			IRIS520RXP112	202,88
										SX231.460,47	98,11			JTC520HDDR112	106,61
				1990	1991	12	JTF422,12	26,36	48	JTR460,48	96,77	520	112	DID520ERT2112	256,48
125	KX125 H1-H2									SX6143.460,48	230,06			EK520MRD6112	216,16
										SX239.460,48	125,38			IRIS520RXP112	202,88
										SX231.460,48	98,11			JTC520HDDR112	106,61
125	KX125 J1-J2			1992	1993	12	JTF422,12	26,36	49	JTR460,49	100,34	520	112	DID520ERT2112	256,48
										SX6143.460,49	230,06			EK520MRD6112	216,16

Poj. [cm3]	Model	Kod	Kraj	Rok od	Rok do	Zębatka przód			Zębatka tył			Łańcuch			
						JT			JT / Supersprox			DID / EK / IRIS / JT			
						Lz	Nr katalogowy	Cena	Lz	Nr katalogowy	Cena	Szer.	Dł.	Nr katalogowy	Cena
KAWASAKI															
125	KX125 J1-J2			1992	1993					SX239.460,49	125,38			IRIS520RXP112	202,88
										SX231.460,49	98,11			JTC520HDR112	106,61
				1994	1995	12	JTF1445SC,12	34,85	49	JTR460,49	100,34	520	110	DID520ERT2110	251,90
125	KX125 K1-K2									SX6143.460,49	230,06			EK520MRD6110	212,30
										SX239.460,49	125,38			IRIS520RXP110	199,26
										SX231.460,49	98,11			JTC520HDR110	104,70
				1996	1997	13	JTF1445SC,13	34,85	50	JTR460,50	104,99	520	112	DID520ERT2112	256,48
125	KX125 K3-K4									SX6143.460,50	230,06			EK520MRD6112	216,16
										SX239.460,50	125,38			IRIS520RXP112	202,88
										SX231.460,50	98,11			JTC520HDR112	106,61
				1998		12	JTF1445SC,12	34,85	48	JTR460,48	96,77	520	112	DID520VT2112	347,20
125	KX125 K5									SX6143.460,48	230,06			EK520SRX112	307,27
										SX239.460,48	125,38			IRIS520HTP112	290,83
										SX231.460,48	98,11			JTC520X1R112	225,58
				1999		12	JTF1445SC,12	34,85	47	JTR460,47	96,77	520	110	DID520VT2110	341,00
125	KX125 L1									SX6143.460,47	230,06			EK520SRX110	301,78
										SX239.460,47	125,38			IRIS520HTP110	285,64
										SX231.460,47	98,11			JTC520X1R110	221,55
		USA		1999		12	JTF1445SC,12	34,85	48	JTR460,48	96,77	520	112	DID520VT2112	347,20
125	KX125 L1									SX6143.460,48	230,06			EK520SRX112	307,27
										SX239.460,48	125,38			IRIS520HTP112	290,83
										SX231.460,48	98,11			JTC520X1R112	225,58
				2000	2002	12	JTF1445SC,12	34,85	49	JTR460,49	100,34	520	110	DID520VT2110	341,00
125	KX125 L2-L4									SX6143.460,49	230,06			EK520SRX110	301,78
										SX239.460,49	125,38			IRIS520HTP110	285,64
										SX231.460,49	98,11			JTC520X1R110	221,55
				2003		13	JTF1445SC,13	34,85	51	JTR460,51	107,92	520	110	DID520VT2110	341,00
125	KX125 M1									SX6143.460,51	230,06			EK520SRX110	301,78
										SX239.460,51	125,38			IRIS520HTP110	285,64
										SX231.460,51	98,11			JTC520X1R110	221,55
				2004	2008	13	JTF1445SC,13	34,85	51	JTR460,51	107,92	520	114	DID520VT2114	353,40
125	KX125 M2,M3,M6F,M7F,M8F									SX6143.460,51	230,06			EK520SRX114	312,75
										SX239.460,51	125,38			IRIS520HTP114	296,03
										SX231.460,51	98,11			JTC520X1R114	229,60
		Grecja			14	JTF1263,14	14,07	43	JTR838,43	57,85	428	122	DID428VX122	272,06	
125	Z125													EK428SROZ122	249,32
														IRIS428HTP122	229,22
														JTC428HDR122	62,94
				2008	2009	14	JTF1501,14	18,97	50	JTR462,50	61,59	428	122	DID428VX122	272,06
140	KLX140 A8F,A9F													EK428SROZ122	249,32
														IRIS428HTP122	229,22
														JTC428HDR122	62,94
				2010	2011	14	JTF1501,14	18,97	50	JTR462,50	61,59	428	122	DID428VX122	272,06
140	KLX140 AAF,ABF													EK428SROZ122	249,32
														IRIS428HTP122	229,22
														JTC428HDR122	62,94
				2008	2009	13	JTF1501,13	17,97	51	JTR462,51	72,63	428	126	DID428VX126	280,98
140	KLX140L B8F,B9F													EK428SROZ126	257,50
														IRIS428HTP126	236,74
														JTC428HDR126	65,01
				2010	2011	13	JTF1501,13	17,97	51	JTR462,51	72,63	428	126	DID428VX126	280,98
140	KLX140L BAF,BBF													EK428SROZ126	257,50
														IRIS428HTP126	236,74
														JTC428HDR126	65,01
		Niemcy			12	JTF422,12	26,36	50	JTR460,50	104,99	520	118	DID520VX118	304,44	
175	KDX175									SX6143.460,50	230,06			EK520SRX118	323,73
										SX239.460,50	125,38			IRIS520HTP118	306,41
										SX231.460,50	98,11			JTC520X1R118	237,66
				1979	1982	13	JTF422,13	27,71	52	JTR460,52	107,92	520	118	DID520VX118	304,44
175	KDX175 A1-A3,B1									SX6143.460,52	230,06			EK520SRX118	323,73
										SX239.460,52	125,38			IRIS520HTP118	306,41
										SX231.460,52	98,11			JTC520X1R118	237,66
				1976	1978	14	JTF418,14	15,10	45	JTR471,45	65,11	428	118	DID428VX118	263,14
175	KE175 B1-B3													EK428SROZ118	241,15
														IRIS428HTP118	221,71
														JTC428HDR118	60,88
				1979	1980	14	JTF418,14	15,10	44	JTR469,44	57,85	428	118	DID428VX118	263,14
175	KE175 D1-D2													EK428SROZ118	241,15
														IRIS428HTP118	221,71
														JTC428HDR118	60,88
				1981	1983	14	JTF418,14	15,10	44	JTR469,44	57,85	428	116	DID428VX116	258,68
175	KE175 D3-D5													EK428SROZ116	237,06
														IRIS428HTP116	217,95
														JTC428HDR116	59,85
						15	JTF418,15	15,10	45	JTR471,45	65,11	428	118	DID428VX118	263,14
175	KS175													EK428SROZ118	241,15
														IRIS428HTP118	221,71
														JTC428HDR118	60,88
				1981	1989	14	JTF1263,14	14,07	53	JTR469,53	79,34	428	122	DID428VX122	272,06
175	KV175 A1-A9													EK428SROZ122	249,32
														IRIS428HTP122	229,22
														JTC428HDR122	62,94
				1983		13	JTF422,13	27,71	48	JTR460,48	96,77	520	112	DID520VX112	288,96
200	KDX200 A1									SX6143.460,48	230,06			EK520SRX112	307,27
										SX239.460,48	125,38			IRIS520HTP112	290,83
										SX231.460,48	98,11			JTC520X1R112	225,58
				1984	1988	13	JTF569,13	27,38	48	JTR460,48	96,77	520	112	DID520VX112	288,96
200	KDX200 A2-A3,B1-B3,C1-C3,D1-D2									SX6143.460,48	230,06			EK520SRX112	307,27
										SX239.460,48	125,38			IRIS520HTP112	290,83
										SX231.460,48	98,11			JTC520X1R112	225,58
				1989	1994	13	JTF569,13	27,38	47	JTR460,47	96,77	520	110	DID520VX110	283,80
200	KDX200 E1-E6									SX6143.460,47	230,06			EK520SRX110	301,78
										SX239.460,47	125,38			IRIS520HTP110	285,64
										SX231.460,47	98,11			JTC520X1R110	221,55
				1995	2006	13	JTF569,13	27,38	47	JTR460,47	96,77	520	108	DID520VT2108	334,80
200	KDX200 H1-H11,H6F									SX6143.460,47	230,06			EK520SRX108	296,29
										SX239.460,47	125,38			IRIS520HTP108	280,44
										SX231.460,47	98,11			JTC520X1R108	217,52
				1989	1991	14	JTF569,14	27,38							

Poj. [cm3]	Model	Kod	Kraj	Rok od	Rok do	Zębatka przód			Zębatka tył			Łańcuch			
						JT		Cena	JT / Supersprox		Cena	Szer.	Dł.	DID / EK / IRIS / JT	
						Lz	Nr katalogowy		Lz	Nr katalogowy				Cena	Cena
200	KDX200 SR F2,G3,G4,G5		Japonia	1990	1993	14	JTF569,14	27,38	45	JTR460,45	91,63	520	110	DID520VX110	283,80
										SX6143.460,45	230,06			EK520SRX110	301,78
										SX239.460,45	125,38			IRIS520HTP110	285,64
										SX231.460,45	98,11			JTC520X1R110	221,55
200	KLT200 A1,A2,A3			1980	1982	13	JTF507,13	37,78				520	98	DID520ERT298	224,42
														EK520MRD698	189,14
														IRIS520RXP98	177,52
														JTC520HDR98	93,28
200	KLT200 A4,A4A,B1,C1,C2			1983	1984	13	JTF507,13	37,78	50	JTR1411,50	100,99	520	98	DID520ERT298	224,42
														EK520MRD698	189,14
														IRIS520RXP98	177,52
														JTC520HDR98	93,28
200	KMX200 A2-A3			1988	1992	16	JTF417,16	18,45	50	JTR463,50	65,70	428	126	DID428VX126	280,98
														EK428SROZ126	257,50
														IRIS428HTP126	236,74
														JTC428HDR126	65,01
200	Z200 A1-A6			1977	1983	15	JTF569,15	29,39	40	JTR473,40	71,06	520	98	DID520VX98	252,84
														EK520MVXZ98	303,10
														IRIS520HTP98	254,48
														JTC520X1R98	197,38
220	KDX220 R A4-A12			1997	2005	13	JTF569,13	27,38	47	JTR460,47	96,77	520	108	DID520VT2108	334,80
										SX6143.460,47	230,06			EK520SRX108	296,29
										SX239.460,47	125,38			IRIS520HTP108	280,44
										SX231.460,47	98,11			JTC520X1R108	217,52
250	BJ ESTRELLA 250			1998	2000	15	JTF512,15	50,39	38	JTR487,38	83,13	520	102	DID520VX102	263,16
										SX6143.487,38	230,06			EK520MVXZ102	315,47
										SX239.487,38	125,38			IRIS520HTP102	264,86
										SX231.487,38	98,11			JTC520X1R102	205,44
250	BJ ESTRELLA 250 A2,A3,C2			1995	1997	15	JTF512,15	50,39	38	JTR487,38	83,13	520	102	DID520VX102	263,16
										SX6143.487,38	230,06			EK520MVXZ102	315,47
										SX239.487,38	125,38			IRIS520HTP102	264,86
										SX231.487,38	98,11			JTC520X1R102	205,44
250	BR250 A1			1986		15	JTF516,15	47,14				520	100	DID520VX100	258,00
														EK520MVXZ100	309,29
														IRIS520HTP100	259,67
														JTC520X1R100	201,41
250	EL 250 (EL252 F2)			1997	2003	14	JTF516,14	47,14	40	JTR1486,40	74,85	520	112	DID520VX112	288,96
										SX6143.1486,40	230,06			EK520MVXZ112	346,40
										SX239.1486,40	125,38			IRIS520HTP112	290,83
										SX231.1486,40	98,11			JTC520X1R112	225,58
250	EL250 CHOPPER			1988	1990	14	JTF516,14	47,14	44	JTR1486,44	91,46	520	106	DID520VX106	273,48
										SX6143.1486,44	230,06			EK520MVXZ106	327,85
										SX239.1486,44	125,38			IRIS520HTP106	275,25
										SX231.1486,44	98,11			JTC520X1R106	213,49
250	EL250 ELIMINATOR CHOPPER			1991	1996	14	JTF516,14	47,14	44	JTR1486,44	91,46	520	114	DID520VX114	294,12
										SX6143.1486,44	230,06			EK520MVXZ114	352,59
										SX239.1486,44	125,38			IRIS520HTP114	296,03
										SX231.1486,44	98,11			JTC520X1R114	229,60
250	EX250R F7F NINJA 250 R		USA	2007		14	JTF516,14	47,14	45	JTR486,45	97,09	520	106	DID520VX106	273,48
										SX6143.486,45	230,06			EK520MVXZ106	327,85
										SX239.486,45	125,38			IRIS520HTP106	275,25
										SX231.486,45	98,11			JTC520X1R106	213,49
250	EX250R J8F,J9F,JAF NINJA 250 R		USA	2008	2010	14	JTF1539,14	51,83	45	JTR486,45	97,09	520	106	DID520VX106	273,48
										SX6143.486,45	230,06			EK520MVXZ106	327,85
										SX239.486,45	125,38			IRIS520HTP106	275,25
										SX231.486,45	98,11			JTC520X1R106	213,49
250	EX250R J8F NINJA 250 R		USA	2011		14	JTF1539,14	51,83	45	JTR486,45	97,09	520	106	DID520VX106	273,48
										SX6143.486,45	230,06			EK520MVXZ106	327,85
										SX239.486,45	125,38			IRIS520HTP106	275,25
										SX231.486,45	98,11			JTC520X1R106	213,49
250	EX250R JBFA NINJA 250 R		USA	2011		14	JTF1539,14	51,83	45	JTR486,45	97,09	520	106	DID520VX106	273,48
										SX6143.486,45	230,06			EK520MVXZ106	327,85
										SX239.486,45	125,38			IRIS520HTP106	275,25
										SX231.486,45	98,11			JTC520X1R106	213,49
250	EX250R K8F,K9F,KAF NINJA 250 R			2008	2010	14	JTF1539,14	51,83	43	JTR486,43	83,11	520	106	DID520VX106	273,48
										SX6143.486,43	230,06			EK520MVXZ106	327,85
										SX239.486,43	125,38			IRIS520HTP106	275,25
										SX231.486,43	98,11			JTC520X1R106	213,49
250	GPX250 R (EX250F,G,R-2)		Japonia			14	JTF516,14	47,14	45	JTR486,45	97,09	520	106	DID520VX106	273,48
										SX6143.486,45	230,06			EK520MVXZ106	327,85
										SX239.486,45	125,38			IRIS520HTP106	275,25
										SX231.486,45	98,11			JTC520X1R106	213,49
250	GPX250 R (EX250F2-F4,F6-F19)			1988	2005	14	JTF516,14	47,14	45	JTR486,45	97,09	520	106	DID520VX106	273,48
										SX6143.486,45	230,06			EK520MVXZ106	327,85
										SX239.486,45	125,38			IRIS520HTP106	275,25
										SX231.486,45	98,11			JTC520X1R106	213,49
250	GPZ250 C1,C2,C3 KONWERSJA 530			1983	1985	15	JTF424,15	37,56	35	JTR476,35	101,10	50	98	DID50(530)VX98	317,52
														EK530MVXZ98	364,26
														IRIS530HTP98	266,19
														JTC530X1R98	247,40
250	GPZ250 R (EX250E1-E2)			1986	1987	14	JTF516,14	47,14	42	JTR486,42	83,13	520	104	DID520VX104	268,32
										SX6143.486,42	230,06			EK520MVXZ104	321,66
										SX239.486,42	125,38			IRIS520HTP104	270,06
										SX231.486,42	98,11			JTC520X1R104	209,46
250	KDX250 B1			1982		14	JTF507,14	38,43				520	110	DID520VX110	283,80
														EK520SRX110	301,78
														IRIS520HTP110	285,64
														JTC520X1R110	221,55
250	KDX250 B2			1983		14	JTF507,14	38,43				520	116	DID520VX116	299,28
														EK520SRX116	318,24
														IRIS520HTP116	301,22
														JTC520X1R116	233,63
250	KDX250 B3,C1,C2,C3			1983	1985	14	JTF507,14	38,43	50	JTR460,50	104,99	520	118	DID520VX118	304,44
										SX6143.460,50	230,06			EK520SRX118	323,73
										SX239.460,50	125,38			IRIS520HTP118	306,41
										SX231.460,50	98,11			JTC520X1R118	237,66
250	KDX250 D1-D4,E1-E4			1991	1994	14	JTF569,14	27,38	48	JTR460,48	96,77	520	112	DID520VX112	288,96
										SX6143.460,48	230,06			EK520SRX112	307,27
										SX239.460,48	125,38			IRIS520HTP112	290,83
										SX231.460,48	98,11			JTC520X1R112	225,58
250	KDX250 SR F1		Japonia	1991		13	JTF569,13	27,38	45	JTR460,45	91,63	520	110	DID520VX110	283,80
										SX6143.460,45	230,06			EK520SRX110	301,78
										SX239.460,45	125,38			IRIS520HTP110	285,64
										SX231.460,45	98,11			JTC520X1R110	221,55

Poj. [cm3]	Model	Kod	Kraj	Rok od	Rok do	Zębatka przód			Zębatka tył			Łańcuch			
						JT		Cena	JT / Supersprox		Cena	Szer.	Dł.	DID / EK / IRIS / JT	
						Lz	Nr katalogowy		Lz	Nr katalogowy				Nr katalogowy	Cena
KAWASAKI															
250	KDX250 SR F1,F2,F3		Australia	1989	1991	14	JTF569,14	27,38	45	JTR460,45	91,63	520	110	DID520VX110	283,80
										SX6143.460,45	230,06			EK520SRX110	301,78
										SX239.460,45	125,38			IRIS520HTP110	285,64
250	KH250 S1,B3-B5			1975	1982	14	JTF506,14	46,81	48	JTR474,48	133,73	525	108	JTC520X1R110	221,55
														DID525VX108	320,76
														EK525MVXZ108	393,76
250	KL250 A1-A2			1977	1978	15	JTF569,15	29,39	40	JTR1458,40	94,82	520	96	IRIS525HTP108	286,95
														JTC525X1R108	250,30
250	KL250 A3-A4,C1-C2			1979	1985	14	JTF569,14	27,38	40	JTR475,40	72,36	520	96	DID520VX96	247,68
														EK520MVXZ96	296,92
														IRIS520HTP96	249,28
250	KL250 D2-D22 (KLR250)			1984	2005	15	JTF516,15	47,14	44	JTR475,44	85,67	520	104	JTC520X1R96	193,35
														DID520VX104	268,32
														EK520MVXZ104	321,66
250	KL250 G4-G7 SUPER SHERPA		USA	2000	2003	14	JTF569,14	27,38						IRIS520HTP104	270,06
														JTC520X1R104	209,46
														DID520VX102	263,16
250	KL250 G9F SUPER SHERPA		USA	2009		14	JTF569,14	27,38				520	102	EK520MVXZ102	315,47
														IRIS520HTP102	264,86
														JTC520X1R102	205,44
250	KLT250 A1,A2			1982	1983	13	JTF507,13	37,78	50	JTR1411,50	100,99	520	98	DID520VX102	263,16
														EK520MVXZ102	315,47
														IRIS520HTP102	264,86
250	KLT250 C1,C2,C3 PRAIRIE			1983	1985	13	JTF507,13	37,78	50	JTR1411,50	100,99	520	98	JTC520X1R102	205,44
														DID520ERT298	224,42
														EK520MRD698	189,14
250	KLT250 P1 POLICE			1984		13	JTF507,13	37,78	50	JTR1411,50	100,99	520	98	IRIS520RXP98	177,52
														JTC520HDR98	93,28
														DID520ERT298	224,42
250	KLX250 G1,G2			1994	1998	14	JTF569,14	27,38	42	JTR460,42	84,91	520	108	EK520MRD698	189,14
														IRIS520RXP98	177,52
														JTC520HDR98	93,28
250	KLX250 R D1,D2,D3,D4			1993	1999	14	JTF569,14	27,38	50	JTR460,50	104,99	520	110	DID520VX108	278,64
														EK520MVXZ108	334,03
														IRIS520HTP108	280,44
250	KLX250 R E1,E2,E3			1991	1995	14	JTF569,14	27,38	42	JTR460,42	84,91	520	108	JTC520X1R108	217,52
														DID520VX110	283,80
														EK520MVXZ110	340,22
250	KLX250 R E1,E2,E3,G1		Francja	1993	1997	14	JTF569,14	27,38	42	JTR460,42	84,91	520	106	IRIS520HTP110	285,64
			Francja	1993	1997	14	JTF569,14	27,38	42	JTR460,42	84,91	520	106	JTC520X1R110	221,55
														DID520VX108	278,64
250	KLX250 R F1,F2,F3,F4		Japonia	1993	1997	14	JTF569,14	27,38	42	JTR460,42	84,91	520	106	EK520MVXZ108	334,03
														IRIS520HTP108	280,44
														JTC520X1R108	217,52
250	KLX250 S H6F,H7F			2006	2007	14	JTF516,14	47,14	42	JTR460,42	84,91	520	106	DID520VX106	273,48
														EK520MVXZ106	327,85
														IRIS520HTP106	275,25
250	KLX250 S T9F,TAF			2009	2010	13	JTF516,13	47,14	42	JTR460,42	84,91	520	106	JTC520X1R106	213,49
														DID520VX106	273,48
														EK520MVXZ106	327,85
250	KLX250 S9F			2009		14	JTF516,14	47,14	42	JTR460,42	84,91	520	106	IRIS520HTP106	275,25
														JTC520X1R106	213,49
														DID520VX106	273,48
250	KLX250 SAF			2010					42	JTR460,42	84,91	520	106	EK520MVXZ106	327,85
														IRIS520HTP106	275,25
														JTC520X1R106	213,49
250	KLX250 SF W9F,WAF			2009	2010	13	JTF516,13	47,14	39	JTR460,39	84,91	520	104	DID520VX104	268,32
														EK520MVXZ104	321,66
														IRIS520HTP104	270,06
250	KR250 A1-A2			1984	1985				38	JTR486,38	77,99	520	98	JTC520X1R104	209,46
														DID520VX98	252,84
														EK520MVXZ98	303,10
250	KR250 B2 (KR1)			1989		15	JTF516,15	47,14	40	JTR472,40	85,24	520	106	IRIS520HTP98	254,48
														JTC520X1R98	197,38
														DID520VX106	273,48
250	KR250 C2-C3 (KR1S)			1990	1992	15	JTF516,15	47,14	41	JTR472,41	92,06	520	108	EK520MVXZ106	327,85
														IRIS520HTP106	275,25
														JTC520X1R106	213,49
250	KSF250 A1-A18 MOJAVE			1987	2004	12	JTF1503,12	68,35	43	JTR1414,43	102,34	520	90	DID520VX108	278,64
														EK520MVXZ108	334,03
														IRIS520HTP108	280,44
250	KV250 A3,A4			1985	1986	14	JTF569,14	27,38	44	JTR475,44	85,67	520	98	JTC520X1R108	217,52
														DID520ATV90	273,60
														EK520SRX90	246,91
250	KX250 A5			1979		14	JTF507,14	38,43						IRIS520HTP90	233,70
														JTC520X1R90	181,27
														DID520VX98	252,84
													EK520MVXZ98	303,10	
													IRIS520HTP98	254,48	
													JTC520X1R98	197,38	
													DID520ERT2114	261,06	

Poj. [cm3]	Model	Kod	Kraj	Rok od	Rok do	Zębatka przód			Zębatka tył			Łańcuch			
						JT			JT / Supersprox			DID / EK / IRIS / JT			
						Lz	Nr katalogowy	Cena	Lz	Nr katalogowy	Cena	Szer.	Dł.	Nr katalogowy	Cena
250	KX250 A5			1979										EK520MRD6114	220,02
														IRIS520RXP114	206,51
														JTC520HDR114	108,51
250	KX250 A6			1980	14	JTF507,14	38,43					520	118	DID520ERT2118	270,22
														EK520MRD6118	227,74
														IRIS520RXP118	213,75
														JTC520HDR118	112,32
250	KX250 A7			1981	14	JTF507,14	38,43					520	118	DID520ERT2118	270,22
														EK520MRD6118	227,74
														IRIS520RXP118	213,75
														JTC520HDR118	112,32
250	KX250 B1			1982	14	JTF507,14	38,43	48	JTR460,48	96,77	230,06	520	114	DID520ERT2114	261,06
									SX6143.460,48	230,06				EK520MRD6114	220,02
									SX239.460,48	125,38				IRIS520RXP114	206,51
									SX231.460,48	98,11				JTC520HDR114	108,51
250	KX250 C1-C2			1983	1984	14	JTF507,14	38,43	50	JTR460,50	104,99	520	114	DID520ERT2114	261,06
									SX6143.460,50	230,06				EK520MRD6114	220,02
									SX239.460,50	125,38				IRIS520RXP114	206,51
									SX231.460,50	98,11				JTC520HDR114	108,51
250	KX250 D1			1985	14	JTF507,14	38,43	50	JTR460,50	104,99	230,06	520	112	DID520ERT2112	256,48
									SX6143.460,50	230,06				EK520MRD6112	216,16
									SX239.460,50	125,38				IRIS520RXP112	202,88
									SX231.460,50	98,11				JTC520HDR112	106,61
250	KX250 D2			1986	14	JTF507,14	38,43	48	JTR460,48	96,77	230,06	520	114	DID520ERT2114	261,06
									SX6143.460,48	230,06				EK520MRD6114	220,02
									SX239.460,48	125,38				IRIS520RXP114	206,51
									SX231.460,48	98,11				JTC520HDR114	108,51
250	KX250 E1,F1,G1			1987	1989	14	JTF569,14	27,38	47	JTR460,47	96,77	520	114	DID520ERT2114	261,06
									SX6143.460,47	230,06				EK520MRD6114	220,02
									SX239.460,47	125,38				IRIS520RXP114	206,51
									SX231.460,47	98,11				JTC520HDR114	108,51
250	KX250 F N1,N2			2004	2005	13	JTF430,13	28,14	48	JTR460,48	96,77	520	114	DID520VT2114	353,40
									SX6143.460,48	230,06				EK520SRX114	312,75
									SX239.460,48	125,38				IRIS520HTP114	296,03
									SX231.460,48	98,11				JTC520X1R114	229,60
250	KX250 F T6F,T7F,T8F,W9F,XAFB			2006	2010	13	JTF1446SC,13	34,85	48	JTR460,48	96,77	520	112	DID520VT2112	347,20
									SX6143.460,48	230,06				EK520SRX112	307,27
									SX239.460,48	125,38				IRIS520HTP112	290,83
									SX231.460,48	98,11				JTC520X1R112	225,58
250	KX250 F YBF	USA		2011	13	JTF1446SC,13	34,85	50	JTR460,50	104,99	230,06	520	114	DID520VT2114	353,40
									SX6143.460,50	230,06				EK520SRX114	312,75
									SX239.460,50	125,38				IRIS520HTP114	296,03
									SX231.460,50	98,11				JTC520X1R114	229,60
250	KX250 H1-H2			1990	1991	14	JTF569,14	27,38	48	JTR460,48	96,77	520	114	DID520ERT2114	261,06
									SX6143.460,48	230,06				EK520MRD6114	220,02
									SX239.460,48	125,38				IRIS520RXP114	206,51
									SX231.460,48	98,11				JTC520HDR114	108,51
250	KX250 J1-J2			1992	1993	14	JTF569,14	27,38	49	JTR460,49	100,34	520	114	DID520ERT2114	261,06
									SX6143.460,49	230,06				EK520MRD6114	220,02
									SX239.460,49	125,38				IRIS520RXP114	206,51
									SX231.460,49	98,11				JTC520HDR114	108,51
250	KX250 K1-K3			1994	1996	14	JTF569,14	27,38	49	JTR460,49	100,34	520	112	DID520ERT2112	256,48
									SX6143.460,49	230,06				EK520MRD6112	216,16
									SX239.460,49	125,38				IRIS520RXP112	202,88
									SX231.460,49	98,11				JTC520HDR112	106,61
250	KX250 K4-K5			1997	1998	13	JTF569,13	27,38	49	JTR460,49	100,34	520	114	DID520ERT2114	261,06
									SX6143.460,49	230,06				EK520MRD6114	220,02
									SX239.460,49	125,38				IRIS520RXP114	206,51
									SX231.460,49	98,11				JTC520HDR114	108,51
250	KX250 L1-L3			1999	2001	14	JTF565SC,14	31,05	49	JTR460,49	100,34	520	114	DID520VT2114	353,40
									SX6143.460,49	230,06				EK520SRX114	312,75
									SX239.460,49	125,38				IRIS520HTP114	296,03
									SX231.460,49	98,11				JTC520X1R114	229,60
250	KX250 L4,M1-M3			2002	2005	13	JTF565SC,13	31,05	49	JTR460,49	100,34	520	114	DID520VT2114	353,40
									SX6143.460,49	230,06				EK520SRX114	312,75
									SX239.460,49	125,38				IRIS520HTP114	296,03
									SX231.460,49	98,11				JTC520X1R114	229,60
250	KX250 R6F,R7F,R8F			2006	2008	13	JTF565SC,13	31,05	51	JTR460,51	107,92	520	116	DID520VT2116	359,60
									SX6143.460,51	230,06				EK520SRX116	318,24
									SX239.460,51	125,38				IRIS520HTP116	301,22
									SX231.460,51	98,11				JTC520X1R116	233,63
250	KXF250 A1,A2 TECATE			1987	1988	13	JTF569,13	27,38	39	JTR1413,39	85,78	520	96	DID520ATV96	291,84
														EK520SRX96	263,37
														IRIS520HTP96	249,28
														JTC520X1R96	193,35
250	KXT250 A1,A2 TECATE			1984	1985	13	JTF507,13	37,78	42	JTR1478,42	84,32	520	90	DID520ERT290	206,10
														EK520MRD690	173,70
														IRIS520RXP90	163,03
														JTC520HDR90	85,67
250	KXT250 B1 TECATE			1986	13	JTF507,13	37,78	37	JTR1412,37	85,78	85,78	520	94	DID520ERT294	215,26
														EK520MRD694	181,42
														IRIS520RXP94	170,28
														JTC520HDR94	89,47
250	KXT250 B2 TECATE			1987	13	JTF1502,13	50,28	37	JTR1412,37	85,78	85,78	520	94	DID520ERT294	215,26
														EK520MRD694	181,42
														IRIS520RXP94	170,28
														JTC520HDR94	89,47
250	Z250 A1-A2,B1			1978	1980	15	JTF424,15	37,56	35	JTR476,35	101,10	50	98	DID50(530)VX98	317,52
														EK530MVXZ98	364,26
														IRIS530HTP98	266,19
														JTC530X1R98	247,40
250	Z250 A3,A4,B2			1981	1982	15	JTF513,15	34,20	35	JTR476,35	101,10	50	98	DID50(530)VX98	317,52
														EK530MVXZ98	364,26
														IRIS530HTP98	266,19
														JTC530X1R98	247,40
250	Z250 C1-C2,G1-G2,LTD			1981	1983	15	JTF569,15	29,39	37	JTR473,37	72,95	520	102	DID520VX102	263,16
														EK520MVXZ102	315,47
														IRIS520HTP102	264,86
														JTC520X1R102	205,44
250	Z250 J1				15	JTF513,15	34,20	35	JTR476,35	101,10	101,10	50	98	DID50(530)VX98	317,52
														EK530MVXZ98	364,26
														IRIS530HTP98	266,19
														JTC530X1R98	247,40
250	ZXR250 C1,C2,C3,D1		Japonia		14	JTF516,14	47,14	48	JTR472,48	100,77	100,77	520	110	DID520VX110	283,80

Poj. [cm3]	Model	Kod	Kraj	Rok od	Rok do	Zębatka przód			Zębatka tył			Łańcuch			
						JT		Cena	JT / Supersprox		Cena	Szer.	Dł.	DID / EK / IRIS / JT	
Lz	Nr katalogowy	Lz	Nr katalogowy	Cena	Lz	Nr katalogowy	Cena		Nr katalogowy	Cena					
KAWASAKI															
250	ZXR250 C1,C2,C3,D1		Japonia											EK520MVXZ110	340,22
														IRIS520HTP110	285,64
														JTC520X1R110	221,55
250	ZZR250 (EX250)			1990	2003	14	JTF516,14	47,14	47	JTR486,47	99,20	520	108	DID520VX108	278,64
										SX6143.486,47	230,06			EK520MVXZ108	334,03
										SX239.486,47	125,38			IRIS520HTP108	280,44
300	KEF 300 A1-A6,B1-B3 LAKOTA			1995	2003	12	JTF1503,12	68,35	43	SX231.486,47	98,11			JTC520X1R108	217,52
										JTR1414,43	102,34	520	100	DID520ATV100	304,00
										SX6143.1414,43	230,06			EK520SRX100	274,34
300	KLX300 A2,A3,A4,A5,A6,A7 (KLX300R)									SX239.1414,43	125,38			IRIS520HTP100	259,67
										SX231.1414,43	98,11			JTC520X1R100	201,41
				1997	2002	14	JTF569,14	27,38	50	JTR460,50	104,99	520	110	DID520VX110	283,80
300	KLX300 A2,A3,A4,A5,A6,A7 (KLX300R)									SX6143.460,50	230,06			EK520MVXZ110	340,22
										SX239.460,50	125,38			IRIS520HTP110	285,64
										SX231.460,50	98,11			JTC520X1R110	221,55
300	KLX300 A8,A9,A10,A6F,A7F (KLX300R)			2003	2007	14	JTF565SC,14	31,05	50	JTR460,50	104,99	520	110	DID520VX110	283,80
										SX6143.460,50	230,06			EK520MVXZ110	340,22
										SX239.460,50	125,38			IRIS520HTP110	285,64
300	KLX300 R B1		Francja	1997		14	JTF569,14	27,38	50	SX231.460,50	98,11			JTC520X1R110	221,55
										JTR460,50	104,99	520	110	DID520VX110	283,80
										SX6143.460,50	230,06			EK520MVXZ110	340,22
305	GPZ305 (EX305A1)									SX239.460,50	125,38			IRIS520HTP110	285,64
										SX231.460,50	98,11			JTC520X1R110	221,55
				1983		15	JTF513,15	34,20	33	JTR476,33	101,20	50	100	DID50(530)VX100	324,00
400	GPX400 R (ZX400F)													EK530MVXZ100	371,70
														IRIS530HTP100	271,62
			Japonia			15	JTF512,15	50,39	40	JTR1486,40	74,85	520	102	DID520VX102	263,16
400	GPZ400									SX6143.1486,40	230,06			EK520MVXZ102	315,47
										SX239.1486,40	125,38			IRIS520HTP102	264,86
										SX231.1486,40	98,11			JTC520X1R102	205,44
400	GPZ400	27PS		1984	1997	16	JTF512,16	50,39	42	JTR1478,42	84,32	520	106	DID520VX106	273,48
														EK520MVXZ106	327,85
														IRIS520HTP106	275,25
400	GPZ400													JTC520X1R106	213,49
		49PS		1984	1987	16	JTF512,16	50,39	38	JTR1478,38	76,42	520	104	DID520VX104	268,32
														EK520MVXZ104	321,66
400	GPZ400 (KZ400M)													IRIS520HTP104	270,06
														JTC520X1R104	209,46
			Niemcy	1983		16	JTF513,16	34,20	40	JTR488,40	97,79	50	106	DID50(530)VX106	343,44
400	GPZ400 R (ZX400D)									SX6143.488,40	250,97			EK530MVXZ106	394,00
										SX239.488,40	133,37			IRIS530HTP106	287,92
										SX231.488,40	130,31			JTC530X1R106	267,60
400	GPZ400 S (EX400A3,A4)		Japonia			15	JTF512,15	50,39	39	JTR486,39	80,75	520	102	DID520VX102	263,16
										SX6143.486,39	230,06			EK520MVXZ102	315,47
										SX239.486,39	125,38			IRIS520HTP102	264,86
400	KH400 S3									SX231.486,39	98,11			JTC520X1R102	205,44
			Japonia			16	JTF512,16	50,39	42	JTR486,42	83,13	520	104	DID520VX104	268,32
										SX6143.486,42	230,06			EK520MVXZ104	321,66
400	KLE400 A1-A4									SX239.486,42	125,38			IRIS520HTP104	270,06
										SX231.486,42	98,11			JTC520X1R104	209,46
				1976	1977	15	JTF508,15	59,32	41	JTR476,41	112,62	50	104	DID50(530)VX104	336,96
400	KLE400 A6													EK530MVXZ104	386,56
														IRIS530HTP104	282,48
			Japonia	1991	1994	16	JTF512,16	50,39	44	JTR487,44	86,48	520	108	JTC530X1R104	262,55
400	KLX400 A1 (KLX400 SR)									SX6143.487,44	230,06			DID520VX108	278,64
										SX239.487,44	125,38			EK520MVXZ108	334,03
										SX231.487,44	98,11			IRIS520HTP108	280,44
400	KLX400 B1 (KLX400 R)		Japonia	1999		16	JTF512,16	50,39	44	JTR487,44	86,48	520	108	JTC520X1R108	217,52
										SX6143.487,44	230,06			DID520VX108	278,64
										SX239.487,44	125,38			EK520MVXZ108	334,03
400	Z400 B1-B2,G1,H, LTD (2 CYL)									SX231.487,44	98,11			IRIS520HTP108	280,44
										SX231.487,44	98,11			JTC520X1R108	217,52
				2003		15	JTF432SC,15	54,74	44	JTR808,44	97,74	520	112	DID520VX112	288,96
400	Z400 D1-D4 (2 CYL)									SX6143.808,44	230,06			EK520MVXZ112	346,40
										SX239.808,44	125,38			IRIS520HTP112	290,83
										SX231.808,44	98,11			JTC520X1R112	225,58
400	ZR400 A1,B1 (Z400F)			2003		14	JTF432SC,14	49,60	47	JTR808,47	97,74	520	112	DID520VX112	288,96
										SX6143.808,47	230,06			EK520MVXZ112	346,40
										SX239.808,47	125,38			IRIS520HTP112	290,83
400	ZR400 C1,C2,C3,C4 ZEPHYR									SX231.808,47	98,11			JTC520X1R112	225,58
										JTR1826,40	89,68	520	112	DID520ATV112	340,48
										SX6143.1826,40	230,06			EK520SRX112	307,27
400	ZR400 D1 XANTHUS									SX239.1826,40	125,38			IRIS520HTP112	290,83
										SX231.1826,40	98,11			JTC520X1R112	225,58
				1978	1980	15	JTF509,15	34,96	45	JTR476,45	125,56	50	100	DID50(530)VX100	324,00
400	ZX-4 (ZX400G)													EK530MVXZ100	371,70
														IRIS530HTP100	271,62
														JTC530X1R100	252,45
400	ZR400 A1,B1 (Z400F)			1974	1979	15	JTF509,15	34,96	44	JTR476,44	122,20	50	100	DID50(530)VX100	324,00
														EK530MVXZ100	371,70
														IRIS530HTP100	271,62
400	ZR400 C1,C2,C3,C4 ZEPHYR													JTC530X1R100	252,45
														DID50(530)VX100	324,00
				1980	1983	16	JTF513,16	34,20	40	JTR481,40	103,75	50	100	EK530MVXZ100	371,70
400	ZR400 D1 XANTHUS													IRIS530HTP100	271,62
														JTC530X1R100	252,45
														DID50(530)VX104	336,96
400	ZR400 A1,B1 (Z400F)			1983	1985	16	JTF513,16	34,20	40	JTR488,40	97,79	50	104	DID50(530)VX104	336,96
										SX6143.488,40	250,97			EK530MVXZ104	386,56
										SX239.488,40	133,37			IRIS530HTP104	282,48
400	ZR400 C1,C2,C3,C4 ZEPHYR		Japonia			16	JTF512,16	50,39	41	SX231.488,40	130,31			JTC530X1R104	262,55
										JTR486,41	80,75	520	108	DID520VX108	278,64
										SX6143.486,41	230,06			EK520MVXZ108	334,03
400	ZR400 D1 XANTHUS									SX239.486,41	125,38			IRIS520HTP108	280,44
										SX231.486,41	98,11			JTC520X1R108	217,52
			Japonia			15	JTF512,15	50,39	46	JTR1490,46	90,59	520	108	DID520VX108	278,64
400	ZX-4 (ZX400G)									SX6143.14					

NAPED

Poj. [cm3]	Model	Kod	Kraj	Rok od	Rok do	Zębatka przód		Zębatka tył		Łańcuch					
						JT		JT / Supersprox		DID / EK / IRIS / JT					
						Lz	Nr katalogowy	Cena	Lz	Nr katalogowy	Cena	Szer.	Di.	Nr katalogowy	Cena
KAWASAKI															
500	GPZ500 R			1988						SX231.479,42	130,31			JTC530X1R104	262,55
				1987	1993	16	JTF512,16	50,39	42	JTR486,42	83,13	520	104	DID520VX104	268,32
500	GPZ500 S (EX500A1-A6)									SX6143.486,42	230,06			EK520MVXZ104	321,66
										SX239.486,42	125,38			IRIS520HTP104	270,06
										SX231.486,42	98,11			JTC520X1R104	209,46
500	GPZ500 S (EX500D1-D12)			1994	2005	16	JTF512,16	50,39	41	JTR486,41	80,75	520	104	DID520VX104	268,32
										SX6143.486,41	230,06			EK520MVXZ104	321,66
										SX239.486,41	125,38			IRIS520HTP104	270,06
										SX231.486,41	98,11			JTC520X1R104	209,46
500	KH500			1972	1975	16	JTF508,16	46,81	45	JTR481,45	136,82	50	106	DID50(530)VX106	343,44
														EK530MVXZ106	394,00
														IRIS530HTP106	287,92
														JTC530X1R106	267,60
500	KH500		Francja	1972	1975	15	JTF508,15	59,32	42	JTR481,42	115,98	50	106	DID50(530)VX106	343,44
														EK530MVXZ106	394,00
														IRIS530HTP106	287,92
														JTC530X1R106	267,60
500	KLE500 A1-A6			1991	1996	16	JTF512,16	50,39	44	JTR487,44	86,48	520	108	DID520VX108	278,64
										SX6143.487,44	230,06			EK520MVXZ108	334,03
										SX239.487,44	125,38			IRIS520HTP108	280,44
										SX231.487,44	98,11			JTC520X1R108	217,52
500	KLE500 A7-A14			1997	2005	17	JTF512,17	50,93	46	JTR487,46	96,17	520	110	DID520VX110	283,80
										SX6143.487,46	230,06			EK520MVXZ110	340,22
										SX239.487,46	125,38			IRIS520HTP110	285,64
										SX231.487,46	98,11			JTC520X1R110	221,55
500	KLE500 B6F,B7F			2006	2007	17	JTF512,17	50,93	44	JTR487,44	86,48	520	110	DID520VX110	283,80
										SX6143.487,44	230,06			EK520MVXZ110	340,22
										SX239.487,44	125,38			IRIS520HTP110	285,64
										SX231.487,44	98,11			JTC520X1R110	221,55
500	KLR500			1988		15	JTF516,15	47,14	47	JTR487,47	102,77	520	106	DID520VX106	273,48
										SX6143.487,47	230,06			EK520MVXZ106	327,85
										SX239.487,47	125,38			IRIS520HTP106	275,25
										SX231.487,47	98,11			JTC520X1R106	213,49
500	KX500 A1			1983		14	JTF507,14	38,43	43	JTR460,43	91,63	520	112	DID520MX112	353,92
										SX6143.460,43	230,06			EK520MRD6112	216,16
										SX239.460,43	125,38			IRIS520RXP112	202,88
										SX231.460,43	98,11			JTC520HDR112	106,61
500	KX500 A2,B1			1984	1985	14	JTF507,14	38,43	46	JTR460,46	91,63	520	112	DID520MX112	353,92
										SX6143.460,46	230,06			EK520MRD6112	216,16
										SX239.460,46	125,38			IRIS520RXP112	202,88
										SX231.460,46	98,11			JTC520HDR112	106,61
500	KX500 B2			1986		14	JTF507,14	38,43	48	JTR460,48	96,77	520	114	DID520MX114	360,24
										SX6143.460,48	230,06			EK520MRD6114	220,02
										SX239.460,48	125,38			IRIS520RXP114	206,51
										SX231.460,48	98,11			JTC520HDR114	108,51
500	KX500 C1,D1			1987	1988	14	JTF569,14	27,38	47	JTR460,47	96,77	520	114	DID520MX114	360,24
										SX6143.460,47	230,06			EK520MRD6114	220,02
										SX239.460,47	125,38			IRIS520RXP114	206,51
										SX231.460,47	98,11			JTC520HDR114	108,51
500	KX500 E1-E16			1989	2004	14	JTF569,14	27,38	47	JTR460,47	96,77	520	114	DID520MX114	360,24
										SX6143.460,47	230,06			EK520MRD6114	220,02
										SX239.460,47	125,38			IRIS520RXP114	206,51
										SX231.460,47	98,11			JTC520HDR114	108,51
500	Z500 B1-B2			1979	1980	16	JTF513,16	34,20	40	JTR476,40	97,69	50	100	DID50(530)VX100	324,00
														EK530MVXZ100	371,70
														IRIS530HTP100	271,62
														JTC530X1R100	252,45
500	Z500 B3 (6 BIEGÓW)			1981		16	JTF513,16	34,20	40	JTR488,40	97,79	50	100	DID50(530)VX100	324,00
										SX6143.488,40	250,97			EK530MVXZ100	371,70
										SX239.488,40	133,37			IRIS530HTP100	271,62
										SX231.488,40	130,31			JTC530X1R100	252,45
500	ZZR500			1990	1996	15	JTF519,15	39,99	48	JTR499,48	139,63	50	110	DID50(530)VX110	356,40
										SX6143.499,48	250,97			EK530MVXZ110	408,87
										SX239.499,48	133,37			IRIS530HTP110	298,78
										SX231.499,48	130,31			JTC530X1R110	277,69
550	GPZ550 (Z550D1) TWIN SHOCK			1981		16	JTF513,16	34,20	38	JTR488,38	98,28	50	100	DID50(530)VX100	324,00
										SX6143.488,38	250,97			EK530MVXZ100	371,70
										SX239.488,38	133,37			IRIS530HTP100	271,62
										SX231.488,38	130,31			JTC530X1R100	252,45
550	GPZ550 (ZX550A1-A6) UNITRACK			1984	1992	16	JTF512,16	50,39	38	JTR1478,38	76,42	520	104	DID520VX104	268,32
														EK520MVXZ104	321,66
														IRIS520HTP104	270,06
														JTC520X1R104	209,46
550	GPZ550 (ZX550H1-H2) UNITRACK			1982	1983	16	JTF513,16	34,20	38	JTR488,38	98,28	50	104	DID50(530)VX104	336,96
										SX6143.488,38	250,97			EK530MVXZ104	386,56
										SX239.488,38	133,37			IRIS530HTP104	282,48
										SX231.488,38	130,31			JTC530X1R104	262,55
550	Z550 A1-A3			1980	1983	16	JTF513,16	34,20	40	JTR481,40	103,75	50	100	DID50(530)VX100	324,00
														EK530MVXZ100	371,70
														IRIS530HTP100	271,62
														JTC530X1R100	252,45
550	Z550 B1-B2			1979	1980	16	JTF513,16	34,20							

NAPĘD

Poj. [cm3]	Model	Kod	Kraj	Rok od	Rok do	Zębatka przód			Zębatka tył			Łańcuch				
						JT		Cena	JT / Supersprox		Cena	Szer.	Di.	DID / EK / IRIS / JT		
						Lz	Nr katalogowy		Lz	Nr katalogowy				Nr katalogowy	Cena	
KAWASAKI																
650	KLR650 (KL650B2-B3) TENGAİ			1990	1992				SX6143.487,43	230,06			EK520ZVX106	448,10		
									SX239.487,43	125,38			IRIS520FB106	363,14		
									SX231.487,43	98,11			JTC520X1R106	213,49		
650	KLR650 (KL650EBF)			2011	15	JTF511,15	68,95				520	106	DID520ZVMX106	424,00		
													EK520ZVX106	448,10		
													IRIS520FB106	363,14		
650	KLR650 C1-C8			1995	2003	15	JTF511,15	68,95	42	JTR487,42	80,31	520	106	JTC520X1R106	213,49	
									SX6143.487,42	230,06			DID520ZVMX106	424,00		
									SX239.487,42	125,38			EK520ZVX106	448,10		
650	KLX650 C1-C4			1993	1996	15	JTF511,15	68,95	43	JTR487,43	85,46	520	112	IRIS520FB106	363,14	
									SX231.487,42	98,11			JTC520X1R106	213,49		
									SX6143.487,43	230,06			DID520ZVMX112	448,00		
650	KLX650 R			1999	2001	15	JTF511,15	68,95	43	JTR487,43	85,46	520	112	EK520ZVX112	473,47	
									SX239.487,43	125,38			IRIS520FB112	383,70		
									SX231.487,43	98,11			JTC520X1R112	225,58		
650	KLX650 R A1,A2,A3,D1			1993	1996	14	JTF511,14	68,95	49	JTR460,49	100,34	520	110	DID520ZVMX110	440,00	
									SX6143.460,49	230,06			EK520ZVX110	465,01		
									SX239.460,49	125,38			IRIS520FB110	376,84		
650	W650 A1,A2,A3,A4 (EJ650)			1999	2002	15	JTF520,15	41,46	39	JTR498,39	92,27	525	104	JTC520X1R110	221,55	
									SX6143.498,39	250,97			DID525VX104	308,88		
									SX239.498,39	133,37			EK525MVXZ104	379,18		
650	W650 C3,C4,C5,C6F (EJ650)			2001	2006	15	JTF520,15	41,46	39	JTR498,39	92,27	525	104	IRIS525HTP104	276,32	
									SX6143.498,39	250,97			JTC525X1R104	241,03		
									SX239.498,39	133,37			DID525VX104	308,88		
650	Z650 B1-B3,F1			1979	16	JTF513,16	34,20	42	JTR481,42	115,98	50	102	EK525MVXZ104	379,18		
									SX231.498,39	119,36			IRIS525HTP104	276,32		
									JTR481,42	115,98			JTC525X1R104	241,03		
650	Z650 C1-C3			1978	1979	16	JTF513,16	34,20	42	JTR488,42	115,98	50	102	DID50(530)VX102	330,48	
									SX6143.488,42	250,97			EK530MVXZ102	379,13		
									SX239.488,42	133,37			IRIS530HTP102	277,05		
650	Z650 F2-F4			1979	1983	13	JTF518,13	42,81	34	JTR501,34	109,48	630	84	JTC530X1R102	257,50	
													DID630V84	373,80		
650	Z650 SR D2-D3			1979	1980	16	JTF513,16	34,20	40	JTR488,40	97,79	50	104	DID50(530)VX104	336,96	
									SX6143.488,40	250,97			EK530MVXZ104	386,56		
									SX239.488,40	133,37			IRIS530HTP104	282,48		
750	GPX750 R (ZX750F1-F3)			1986	1988	16	JTF513,16	34,20	47	SX231.488,40	130,31			JTC530X1R104	262,55	
									JTR502,47	132,27	50	112	DID50(530)VX112	362,88		
									SX6143.502,47	250,97			EK530MVXZ112	416,30		
750	GPZ750 (Z750 L3-L4 SPORT)			1982	1987	13	JTF518,13	42,81	33	SX239.502,47	133,37			IRIS530HTP112	304,21	
									SX231.502,47	130,31			JTC530X1R112	282,74		
									JTR501,33	106,67	630	88	DID630V88	391,60		
750	GPZ750 (Z750R1)			1982	13	JTF518,13	42,81	33	JTR501,33	106,67	630	88		DID630V88	391,60	
750	GPZ750 (ZX750A1-A5) UNITRACK			1983	1989	15	JTF514,15	77,18	38	JTR501,38	130,27	630	94		DID630V94	418,30
750	GPZ750 R (ZX750 G2-G3)			1985	1988	16	JTF517,16	36,10	49	JTR502,49	145,20	50	112		DID50(530)VX112	362,88
									SX6143.502,49	250,97			EK530MVXZ112	416,30		
									SX239.502,49	133,37			IRIS530HTP112	304,21		
750	GPZ750 TURBO (ZX750 E1-E2)			1984	1985	15	JTF518,15	48,92	46	SX231.502,49	130,31			JTC530X1R112	282,74	
									JTR501,46	149,70	630	98	DID630V98	436,10		
750	H2 A,B,C 750				16	JTF508,16	46,81	47	JTR482,47	136,82	50	120		DID50(530)VX120	388,80	
														EK530MVXZ120	446,04	
														IRIS530HTP120	325,94	
750	Z750 (ZR750 J1,J2,J6FL7F,L8FL9F,LAF)			2004	2010	15	JTF1538,15	84,21	43	JTR478,43	81,99	520	112	JTC530X1R120	302,94	
									SX6143.478,43	230,06			DID520ZVMX112	448,00		
									SX239.478,43	125,38			EK520ZVX112	473,47		
750	Z750 (ZR750 M7F,M8F,M9F) ABS			2007	2009	15	JTF1538,15	84,21	43	SX231.478,43	98,11			IRIS520FB112	383,70	
									JTR478,43	81,99	520	112	JTC520X1R112	225,58		
									SX6143.478,43	230,06			DID520ZVMX112	448,00		
750	Z750 B1-B4,Y1,Y2,LTD (2 CYL.)			1978	1982	16	JTF513,16	34,20	38	SX239.478,43	125,38			EK520ZVX112	473,47	
									SX231.478,43	98,11			IRIS520FB112	383,70		
									JTR488,38	98,28	50	106	JTC520X1R112	225,58		
750	Z750 C3								SX6143.488,38	250,97			DID50(530)VX106	343,44		
									SX239.488,38	133,37			EK530MVXZ106	394,00		
									SX231.488,38	130,31			IRIS530HTP106	287,92		
750	Z750 E1				13	JTF518,13	42,81	33	JTR501,33	106,67	630	88	JTC530X1R106	267,60		
													DID630V88	391,60		
750	Z750 H1-H3,LTD			1980	13	JTF518,13	42,81	33	JTR501,33	106,67	630	84		DID630V84	373,80	
750	Z750 L1-L2			1981	1982	13	JTF518,13	42,81	33	JTR501,33	106,67	630	84		DID630V84	373,80
750	Z750 S (ZR750 S K1,K6F)			2005	2006	15	JTF1538,15	84,21	43	JTR478,43	81,99	520	112		DID520ZVMX112	448,00
									SX6143.478,43	230,06			EK520ZVX112	473,47		
									SX239.478,43	125,38			IRIS520FB112	383,70		
750	ZR-7 (ZR750 F1-F5)			1999	2004	16	JTF520,16	43,46	38	SX231.478,43	98,11			JTC520X1R112	225,58	
									JTR498,38	92,27	525	108	DID525ZVMX108	480,60		
									SX6143.498,38	250,97			EK525ZVX2108	554,64		
750	ZR-7 (ZR750 F1-F5)								SX239.498,38	133,37			IRIS525FB108	378,93		
									SX231.498,38	119,36			JTC525X1R108	250,30		

NAPED

Poj. [cm3]	Model	Kod	Kraj	Rok od	Rok do	Zębatka przód			Zębatka tył			Łańcuch			
						JT			JT / Supersprox			DID / EK / IRIS / JT			
						Lz	Nr katalogowy	Cena	Lz	Nr katalogowy	Cena	Szer.	Di.	Nr katalogowy	Cena
KAWASAKI															
1000	Z1000 (ZR1000 A1-A3,A6F)			2003	2006	16	JTF1537,16	58,29	42	JTR1489,42	108,02	525	112	DID525ZVMX112	498,40
										SX6143.1489,42	250,97			EK525ZVX2112	575,18
										SX239.1489,42	133,37			IRIS525FB112	392,96
1000	Z1000 (ZR1000 B7F,B8F,B9F)			2007	2009	15	JTF1537,15	58,29	40	JTR1489,40	106,83	525	110	JTC525X1R112	259,57
										SX6143.1489,40	250,97			DID525ZVMX110	489,50
										SX239.1489,40	133,37			EK525ZVX2110	564,91
1000	Z1000 (ZR1000 C7F,C8F,C9F) ABS			2007	2009	15	JTF1537,15	58,29	40	JTR1489,40	106,83	525	110	JTC525X1R110	254,93
										SX6143.1489,40	250,97			DID525ZVMX110	489,50
										SX239.1489,40	133,37			EK525ZVX2110	564,91
1000	Z1000 (ZR1000 DAF) ABS			2010		15	JTF1537,15	58,29	42	JTR1489,42	108,02	525	112	IRIS525FB110	385,94
										SX6143.1489,42	250,97			JTC525X1R110	254,93
										SX239.1489,42	133,37			DID525ZVMX112	498,40
1000	Z1000 (ZR1000 DBF)			2011		15	JTF1537,15	58,29	42	JTR1489,42	108,02	525	112	EK525ZVX2112	575,18
										SX6143.1489,42	250,97			IRIS525FB112	392,96
										SX239.1489,42	133,37			JTC525X1R112	259,57
1000	Z1000 A1/4			1977	1978	15	JTF521,15	62,78	33	JTR501,33	106,67	630	92	DID630V92	409,40
1000	Z1000 D1 (Z1R)			1978	1980	15	JTF521,15	62,78	33	JTR501,33	106,67	630	92	DID630V92	409,40
1000	Z1000 H1					15	JTF521,15	62,78	35	JTR501,35	119,98	630	94	DID630V94	418,30
1000	Z1000 J1-J3			1981	1982	15	JTF522,15	76,85	41	JTR501,41	136,98	630	96	DID630V96	427,20
1000	Z1000 K1,K2, LTD			1981	1982	15	JTF522,15	76,85	39	JTR501,39	130,27	630	96	DID630V96	427,20
1000	Z1000 R2			1983		15	JTF522,15	76,85	41	JTR501,41	136,98	630	98	DID630V98	436,10
1000	ZX10 (ZX1000 B1-B3) TOMCAT			1988	1990	17	JTF527,17	88,81	45	JTR502,45	123,45	50	110	DID50(530)ZVMX110	569,80
										SX6143.502,45	250,97			EK530ZVX2110	578,35
										SX239.502,45	133,37			IRIS530FB110	394,48
1000	ZX-10R (ZX1000 C1-C2) NINJA			2004	2005	17	JTF1537,17	58,29	39	JTR1489,39	106,67	525	110	JTC530X1R110	277,69
										SX6143.1489,39	250,97			DID525ZVMX110	489,50
										SX239.1489,39	133,37			EK525ZVX2110	564,91
1000	ZX-10R (ZX1000 D6F,D7F) NINJA			2006	2007	17	JTF1537,17	58,29	40	JTR1489,40	106,83	525	108	IRIS525FB110	385,94
										SX6143.1489,40	250,97			JTC525X1R110	254,93
										SX239.1489,40	133,37			DID525ZVMX108	480,60
1000	ZX-10R (ZX1000 E8F,E9F,FAF) NINJA			2008	2010	17	JTF1537,17	58,29	41	JTR1489,41	106,67	525	110	EK525ZVX2108	554,64
										SX6143.1489,41	250,97			IRIS525FB108	378,93
										SX239.1489,41	133,37			JTC525X1R108	250,30
1100	GPZ1100 (ZX1100 B1)			1981		15	JTF522,15	76,85	41	JTR501,41	136,98	630	98	DID525ZVMX110	489,50
										SX6143.1489,41	250,97			EK525ZVX2110	564,91
										SX239.1489,41	133,37			IRIS525FB110	385,94
1100	GPZ1100 (ZX1100 B2)			1982		15	JTF522,15	76,85	40	JTR501,40	126,75	630	98	JTC525X1R110	254,93
														DID630V98	436,10
1100	GPZ1100 (ZX1100 E1-E3)			1995	1998	17	JTF1529,17	69,60	45	JTR502,45	123,45	50	112	DID50(530)ZVMX112	580,16
										SX6143.502,45	250,97			EK530ZVX2112	588,86
										SX239.502,45	133,37			IRIS530FB112	401,65
1100	GPZ1100 (ZX1100 F1 ABS)			1996	1998	17	JTF1529,17	69,60	45	JTR502,45	123,45	50	112	JTC530X1R112	282,74
										SX6143.502,45	250,97			DID50(530)ZVMX112	580,16
										SX239.502,45	133,37			EK530ZVX2112	588,86
1100	GPZ1100 A1-A3 (ZX) UNITRACK			1983	1985	15	JTF523,15	82,42	41	JTR501,41	136,98	630	100	IRIS530FB112	401,65
														JTC530X1R112	282,74
														DID630V100	445,00
1100	Z1100 R1			1984	1986	15	JTF522,15	76,85	41	JTR501,41	136,98	630	98		
														DID630V98	436,10
1100	ZR1100 (ZRX1100 C1-C4,D1)			1997	2000	17	JTF1529,17	69,60	45	JTR502,45	123,45	50	110	DID50(530)ZVMX110	569,80
										SX6143.502,45	250,97			EK530ZVX2110	578,35
										SX239.502,45	133,37			IRIS530FB110	394,48
1100	ZR1100 A1-A4,B1 ZEPHYR			1991	1997	16	JTF517,16	36,10	48	JTR502,48	136,82	50	116	JTC530X1R110	277,69
										SX6143.502,48	250,97			DID50(530)ZVMX116	600,88
										SX239.502,48	133,37			EK530ZVX2116	609,90
1100	ZZ-R1100 (ZX1100 C1-C3)			1990	1992	17	JTF528,17	88,05	45	JTR502,45	123,45	50	110	IRIS530FB116	416,00
										SX6143.502,45	250,97			JTC530X1R116	292,84
										SX239.502,45	133,37			DID50(530)ZVMX110	569,80
1100	ZZ-R1100 (ZX1100 D1-D5)			1993	1997	17	JTF517,17	40,64	45	JTR502,45	123,45	50	110	EK530ZVX2110	578,35
										SX6143.502,45	250,97			IRIS530FB110	394,48
										SX239.502,45	133,37			JTC530X1R110	277,69
1100	ZZ-R1100 (ZX1100 D1-D7)		USA	1993	1999	17	JTF517,17	40,64	45	JTR502,45	123,45	50	110	JTC530X1R110	277,69
										SX6143.502,45	250,97			DID50(530)ZVMX110	569,80
										SX239.502,45	133,37			EK530ZVX2110	578,35
1100	ZZ-R1100 (ZX1100 D3-D6)		Francja	1995	1998	17	JTF517,17	40,64	44	JTR502,44	123,56	50	110	IRIS530FB110	394,48
										SX6143.502,44	250,97			JTC530X1R110	277,69
										SX239.502,44	133,37			DID50(530)ZVMX110	569,80
1100	ZZ-R1100 (ZX1100 D6-D7)			1998	1999	17	JTF517,17	40,64	44	JTR502,44	123,56	50	110	EK530ZVX2110	578,35
										SX6143.502,44	250,97			IRIS530FB110	394,48
										SX239.502,44	133,37			JTC530X1R110	277,69

Poj. [cm3]	Model	Kod	Kraj	Rok od	Rok do	Zębatka przód			Zębatka tył			Łańcuch			
						JT			JT / Supersprox			DID / EK / IRIS / JT			
						Lz	Nr katalogowy	Cena	Lz	Nr katalogowy	Cena	Szer.	Dł.	Nr katalogowy	Cena
1100	ZZ-R1100 (ZX1100 D8-D9)			2000	2001	17	JTF517,17	40,64	45	JTR502,45	123,45	50	110	DID50(530)ZVMX110	569,80
										SX6143.502,45	250,97			EK530ZVX2110	578,35
										SX239.502,45	133,37			IRIS530FB110	394,48
										SX231.502,45	130,31			JTC530X1R110	277,69
1200	ZRX1200			2001	2004	17	JTF1529,17	69,60	42	JTR488,42	115,98	50	110	DID50(530)ZVMX110	569,80
										SX6143.488,42	250,97			EK530ZVX2110	578,35
										SX239.488,42	133,37			IRIS530FB110	394,48
										SX231.488,42	130,31			JTC530X1R110	277,69
1200	ZRX1200 R (ZR1200 A1-A5)			2001	2006	17	JTF1529,17	69,60	42	JTR488,42	115,98	50	110	DID50(530)ZVMX110	569,80
										SX6143.488,42	250,97			EK530ZVX2110	578,35
										SX239.488,42	133,37			IRIS530FB110	394,48
										SX231.488,42	130,31			JTC530X1R110	277,69
1200	ZRX1200 S (ZR1200S B1P,B2P,B3P)			2001	2006	17	JTF1529,17	69,60	42	JTR488,42	115,98	50	110	DID50(530)ZVMX110	569,80
										SX6143.488,42	250,97			EK530ZVX2110	578,35
										SX239.488,42	133,37			IRIS530FB110	394,48
										SX231.488,42	130,31			JTC530X1R110	277,69
1200	ZX-12R (ZX1200 A1,A2) NINJA			2000	2001	18	JTF517,18	41,02	46	JTR488,46	123,88	50	116	DID50(530)ZVMX116	600,88
										SX6143.488,46	250,97			EK530ZZ116	742,93
										SX239.488,46	133,37			IRIS530FB116	416,00
										SX231.488,46	130,31			JTC530X1R116	292,84
1200	ZX-12R (ZX1200 B1,B2,B3,B4) NINJA			2002	2005	18	JTF517,18	41,02	46	JTR488,46	123,88	50	116	DID50(530)ZVMX116	600,88
										SX6143.488,46	250,97			EK530ZZ116	742,93
										SX239.488,46	133,37			IRIS530FB116	416,00
										SX231.488,46	130,31			JTC530X1R116	292,84
1200	ZZ-R1200 (ZX1200 C1-C4) NINJA			2002	2005	17	JTF517,17	40,64	44	JTR488,44	117,17	50	112	DID50(530)ZVMX112	580,16
										SX6143.488,44	250,97			EK530ZZ112	717,31
										SX239.488,44	133,37			IRIS530FB112	401,65
										SX231.488,44	130,31			JTC530X1R112	282,74
1400	ZX-14 (ZX1400 A6F,A7F,A8F) NINJA			2006	2008	17	JTF517,17	40,64	41	JTR1493,41	133,73	50	116	DID50(530)ZVMX116	600,88
										SX6143.489,41	250,97			EK530ZZ116	742,93
										SX239.489,41	133,37			IRIS530FB116	416,00
										SX231.489,41	130,31			JTC530X1R116	292,84
1400	ZX-14 (ZX1400 C9F,CAF) NINJA			2009	2010	17	JTF517,17	40,64	41	JTR1493,41	133,73	50	116	DID50(530)ZVMX116	600,88
										SX6143.489,41	250,97			EK530ZZ116	742,93
										SX239.489,41	133,37			IRIS530FB116	416,00
										SX231.489,41	130,31			JTC530X1R116	292,84
1400	ZX-14 (ZX1400 CBF) NINJA			2011		17	JTF517,17	40,64	41	JTR1493,41	133,73	50	116	DID50(530)ZVMX116	600,88
										SX6143.489,41	250,97			EK530ZZ116	742,93
										SX239.489,41	133,37			IRIS530FB116	416,00
										SX231.489,41	130,31			JTC530X1R116	292,84
1400	ZZR1400 B6F,B7F,D8F,D9F,DAF			2006	2010	17	JTF517,17	40,64	41	JTR1493,41	133,73	50	116	DID50(530)ZVMX116	600,88
										SX6143.489,41	250,97			EK530ZZ116	742,93
										SX239.489,41	133,37			IRIS530FB116	416,00
										SX231.489,41	130,31			JTC530X1R116	292,84
KREIDLER															
125	125 ENDURO DD (QM125GY-2B(BSD))			2008	2010	15	JTF426,15	15,86	51	JTR269,51	73,71	428	136	DID428VX136	303,28
														EK428SROZ136	277,93
														IRIS428HTP136	255,53
														JTC428HDR136	70,17
125	125 ENDURO DD (QM125GY-2B(BSD)) 80 KM/H			2008	2010	15	JTF426,15	15,86	56	JTR269,56	89,14	428	140	DID428VX140	312,20
														EK428SROZ140	286,11
														IRIS428HTP140	263,04
														JTC428HDR140	72,23
125	125 MUSTANG			1998	2000	17	JTF259,17	15,10				428	126	DID428VX126	280,98
														EK428SROZ126	257,50
														IRIS428HTP126	236,74
														JTC428HDR126	65,01
125	125 STREET DD (QM125-2D)			2009	2010	15	JTF426,15	15,86	51	JTR269,51	73,71	428	136	DID428VX136	303,28
														EK428SROZ136	277,93
														IRIS428HTP136	255,53
														JTC428HDR136	70,17
125	125 STREET DD (QM125-2D) 80 KM/H			2009	2010	15	JTF426,15	15,86	56	JTR269,56	89,14	428	140	DID428VX140	312,20
														EK428SROZ140	286,11
														IRIS428HTP140	263,04
														JTC428HDR140	72,23
125	125 SUPERMOTO DD (QM125GY-2B(ASD))			2008	2010	15	JTF426,15	15,86	51	JTR269,51	73,71	428	136	DID428VX136	303,28
														EK428SROZ136	277,93
														IRIS428HTP136	255,53
														JTC428HDR136	70,17
125	125 SUPERMOTO DD (QM125GY-2B(ASD)) 80 KM/H			2008	2010	15	JTF426,15	15,86	56	JTR269,56	89,14	428	140	DID428VX140	312,20
														EK428SROZ140	286,11
														IRIS428HTP140	263,04
														JTC428HDR140	72,23
125	125 SUPERMOTO DT			2007	2008	15	JTF426,15	15,86	51	JTR809,51	71,93	428	136	DID428VX136	303,28
														EK428SROZ136	277,93
														IRIS428HTP136	255,53
														JTC428HDR136	70,17
170	170 MUSTANG UTILITY			2004	2006	14	JTF270,14	48,17	40	JTR853,40	73,55	520	94	DID520ATV94	285,76
										SX6143.853,40	230,06			EK520SRX94	257,88
										SX239.853,40	125,38			IRIS520HTP94	244,09
										SX231.853,40	98,11			JTC520X1R94	189,32
KTM															
60	60 SX			1998	2001	12	JTF1906,12	45,46	46	JTR894,46	62,02	420			
				1998	2002	12	JTF1906,12	45,46	46	JTR894,46	62,02	420	112	DID420NZ3112	115,36
														EK420SH112	105,96
														IRIS420RX112	60,61
65	65 SX													JTC420HDR112	46,35
				2003		12	JTF1906,12	45,46	50	JTR894,50	69,81	420	112	DID420NZ3112	115,36
														EK420SH112	105,96
														IRIS420RX112	60,61
65	65 SX													JTC420HDR112	46,35
				2004	2010	14	JTF1906,14	45,46	50	JTR894,50	69,81	420	112	DID420NZ3112	115,36
														EK420SH112	105,96
														IRIS420RX112	60,61
65	65 SX													JTC420HDR112	46,35
				2004	2010	14	JTF1907,14	45,46	46	JTR895,46	68,57	428	124	DID428NZ124	173,60
														EK428SHDR124	151,95
														IRIS428RX124	93,95
85	85 SX													JTC428HDR124	63,98
				2004	2010	14	JTF1907,14	45,46	49	JTR895,49	73,71	428	122	DID428NZ122	170,80
														EK428SHDR122	149,50
														IRIS428RX122	92,42

Poj. [cm3]	Model	Kod	Kraj	Rok od	Rok do	Zębatka przód			Zębatka tył			Łańcuch				
						JT		Cena	Lz	JT / Supersprox		Cena	Szer.	Di.	DID / EK / IRIS / JT	
						Lz	Nr katalogowy			Nr katalogowy	Cena				Nr katalogowy	Cena
KTM																
85	85 SX (LW)			2004	2010										JTC428HDR122	62,94
85	85 XC			2008	2009	14	JTF1907,14	45,46	46	JTR895,46	68,57	428	124	DID428NZ124		173,60
														EK428SHDR124		151,95
														IRIS428RX124		93,95
														JTC428HDR124		63,98
				2007	2010	14	JTF1907,14	45,46	49	JTR895,49	73,71	428	118	DID428NZ118		165,20
														EK428SHDR118		144,60
105	105 SX													IRIS428RX118		89,41
														JTC428HDR118		60,88
				2008	2009	14	JTF1907,14	45,46	49	JTR895,49	73,71	428	118	DID428NZ118		165,20
105	105 XC													EK428SHDR118		144,60
														IRIS428RX118		89,41
														JTC428HDR118		60,88
125	125 ENDURO			1986	1987	13	JTF1901SC,13	46,27	52	JTR896,52	101,85	520	114	DID520VT2114		353,40
														EK520SRX114		312,75
														IRIS520HTP114		296,03
														JTC520X1R114		229,60
				1988		13	JTF1901SC,13	46,27	50	JTR896,50	102,02	520	112	DID520VT2112		347,20
														EK520SRX112		307,27
125	125 ENDURO													IRIS520HTP112		290,83
														JTC520X1R112		225,58
				1989		13	JTF1901SC,13	46,27	48	JTR896,48	98,28	520	110	DID520VT2110		341,00
125	125 ENDURO													EK520SRX110		301,78
														IRIS520HTP110		285,64
														JTC520X1R110		221,55
125	125 ENDURO			1990		13	JTF1901SC,13	46,27	50	JTR896,50	102,02	520	112	DID520VT2112		347,20
														EK520SRX112		307,27
														IRIS520HTP112		290,83
														JTC520X1R112		225,58
				1991	1994	13	JTF1901SC,13	46,27	48	JTR897,48	90,49	520	110	DID520VT2110		341,00
														EK520SRX110		301,78
125	125 ENDURO													IRIS520HTP110		285,64
														JTC520X1R110		221,55
				1995	1997	13	JTF1901SC,13	46,27	48	JTR897,48	90,49	520				
125	125 EXC ENDURO															
125	125 EXC ENDURO			1998	1999	13	JTF1901SC,13	46,27	50	JTR897,50	94,87	520				
125	125 EXC ENDURO															
125	125 EXC ENDURO															
125	125 EXC ENDURO															
125	125 EXC ENDURO															
125	125 EXC ENDURO															
125	125 EXC ENDURO															
125	125 EXC ENDURO															
125	125 EXC ENDURO															
125	125 EXC ENDURO															
125	125 EXC ENDURO															
125	125 EXC ENDURO															
125	125 EXC ENDURO															
125	125 EXC ENDURO															
125	125 EXC ENDURO															
125	125 EXC ENDURO															
125	125 EXC ENDURO															
125	125 EXC ENDURO															
125	125 EXC ENDURO															
125	125 EXC ENDURO															
125	125 EXC ENDURO															
125	125 EXC ENDURO															
125	125 EXC ENDURO															
125	125 EXC ENDURO															
125	125 EXC ENDURO															
125	125 EXC ENDURO															
125	125 EXC ENDURO															
125	125 EXC ENDURO															
125	125 EXC ENDURO															
125	125 EXC ENDURO															
125	125 EXC ENDURO															
125	125 EXC ENDURO															
125	125 EXC ENDURO															
125	125 EXC ENDURO															
125	125 EXC ENDURO															
125	125 EXC ENDURO															
125	125 EXC ENDURO															
125	125 EXC ENDURO															

Poj. [cm3]	Model	Kod	Kraj	Rok od	Rok do	Zębatka przód			Zębatka tył			Łańcuch			
						JT			JT / Supersprox			DID / EK / IRIS / JT			
						Lz	Nr katalogowy	Cena	Lz	Nr katalogowy	Cena	Szer.	Dł.	Nr katalogowy	Cena
125	125 SX MOTOCROSS			1995	2010					SX231.990,50	98,11			JTC520X1R118	237,66
125	125 SXS			2001	2002							520			
				2008		14	JTF1901SC,14	46,27	50	JTR897,50	94,87	520	118	DID520ERT2118	270,22
144	144 SX									SX6143.990,50	230,06			EK520MRD6118	227,74
										SX239.990,50	125,38			IRIS520RXP118	213,75
										SX231.990,50	98,11			JTC520HDR118	112,32
				2008	2010	14	JTF1901SC,14	46,27	50	JTR897,50	94,87	520	120	DID520ERT2120	274,80
150	150 SX MOTOCROSS									SX6143.990,50	230,06			EK520MRD6120	231,60
										SX239.990,50	125,38			IRIS520RXP120	217,38
										SX231.990,50	98,11			JTC520HDR120	114,22
		USA	2010			13	JTF1901SC,13	46,27	50	JTR897,50	94,87	520	118	DID520ERT2118	270,22
150	150 XC									SX6143.990,50	230,06			EK520MRD6118	227,74
										SX239.990,50	125,38			IRIS520RXP118	213,75
										SX231.990,50	98,11			JTC520HDR118	112,32
200	200 EXC ENDURO			1998	1999	14	JTF1901SC,14	46,27	50	JTR897,50	94,87	520			
										SX6143.990,50	230,06				
										SX239.990,50	125,38				
										SX231.990,50	98,11				
200	200 EXC ENDURO		USA	2000	2005	14	JTF1901SC,14	46,27	48	JTR897,48	90,49	520			
										SX6143.990,48	230,06				
										SX239.990,48	125,38				
										SX231.990,48	98,11				
200	200 EXC ENDURO		Europa	2000	2010	14	JTF1901SC,14	46,27	42	JTR897,42	86,92	520	118	DID520VT2118	365,80
										SX6143.990,42	230,06			EK520SRX118	323,73
										SX239.990,42	125,38			IRIS520HTP118	306,41
										SX231.990,42	98,11			JTC520X1R118	237,66
200	200 EXC ENDURO		Australia	2000	2010	14	JTF1901SC,14	46,27	42	JTR897,42	86,92	520	118	DID520VT2118	365,80
										SX6143.990,42	230,06			EK520SRX118	323,73
										SX239.990,42	125,38			IRIS520HTP118	306,41
										SX231.990,42	98,11			JTC520X1R118	237,66
200	200 EXC ENDURO		Australia	2000	2003	14	JTF1901SC,14	46,27	45	JTR897,45	86,92	520			
										SX6143.990,45	230,06				
										SX239.990,45	125,38				
										SX231.990,45	98,11				
200	200 EXC FACTORY EDITION			2010								520			
		USA	1998			14	JTF1901SC,14	46,27	50	JTR897,50	94,87	520			
200	200 MXC ENDURO									SX6143.990,50	230,06				
										SX239.990,50	125,38				
										SX231.990,50	98,11				
200	200 MXC ENDURO		USA	1999	2004	14	JTF1901SC,14	46,27	48	JTR897,48	90,49	520			
										SX6143.990,48	230,06				
										SX239.990,48	125,38				
										SX231.990,48	98,11				
200	200 SX			2002		14	JTF1901SC,14	46,27	45	JTR897,45	86,92	520	118	DID520VT2118	365,80
										SX6143.990,45	230,06			EK520SRX118	323,73
										SX239.990,45	125,38			IRIS520HTP118	306,41
										SX231.990,45	98,11			JTC520X1R118	237,66
200	200 SX			2003	2006	14	JTF1901SC,14	46,27	45	JTR897,45	86,92	520	112	DID520VT2112	347,20
										SX6143.990,45	230,06			EK520SRX112	307,27
										SX239.990,45	125,38			IRIS520HTP112	290,83
										SX231.990,45	98,11			JTC520X1R112	225,58
200	200 XC			2006	2010	14	JTF1901SC,14	46,27	48	JTR897,48	90,49	520	118	DID520VT2118	365,80
										SX6143.990,48	230,06			EK520SRX118	323,73
										SX239.990,48	125,38			IRIS520HTP118	306,41
										SX231.990,48	98,11			JTC520X1R118	237,66
200	200 XC-W			2006	2010	14	JTF1901SC,14	46,27	48	JTR897,48	90,49	520	118	DID520VT2118	365,80
										SX6143.990,48	230,06			EK520SRX118	323,73
										SX239.990,48	125,38			IRIS520HTP118	306,41
										SX231.990,48	98,11			JTC520X1R118	237,66
250	250 ENDURO			1981	1987	13	JTF1901SC,13	46,27	52	JTR896,52	101,85	520	114	DID520VT2114	353,40
														EK520SRX114	312,75
														IRIS520HTP114	296,03
														JTC520X1R114	229,60
250	250 ENDURO			1988		13	JTF1901SC,13	46,27	50	JTR896,50	102,02	520	114	DID520VT2114	353,40
														EK520SRX114	312,75
														IRIS520HTP114	296,03
														JTC520X1R114	229,60
250	250 ENDURO			1989		13	JTF1901SC,13	46,27	52	JTR896,52	101,85	520	116	DID520VT2116	359,60
														EK520SRX116	318,24
														IRIS520HTP116	301,22
														JTC520X1R116	233,63
250	250 ENDURO			1990		13	JTF1901SC,13	46,27	50	JTR897,50	94,87	520	116	DID520VT2116	359,60
										SX6143.990,50	230,06			EK520SRX116	318,24
										SX239.990,50	125,38			IRIS520HTP116	301,22
										SX231.990,50	98,11			JTC520X1R116	233,63
250	250 EXC ENDURO			1991	1994	14	JTF1901SC,14	46,27	50	JTR897,50	94,87	520	116	DID520VT2116	359,60
										SX6143.990,50	230,06			EK520SRX116	318,24
										SX239.990,50	125,38			IRIS520HTP116	301,22
										SX231.990,50	98,11			JTC520X1R116	233,63
250	250 EXC ENDURO			1995		13	JTF1901SC,13	46,27	50	JTR897,50	94,87	520			
										SX6143.990,50	230,06				
										SX239.990,50	125,38				
										SX231.990,50	98,11				
250	250 EXC ENDURO			1996	1998	14	JTF1901SC,14	46,27	50	JTR897,50	94,87	520			
										SX6143.990,50	230,06				
										SX239.990,50	125,38				
										SX231.990,50	98,11				
250	250 EXC ENDURO			1999		14	JTF1901SC,14	46,27	50	JTR897,50	94,87	520	118	DID520VT2118	365,80
										SX6143.990,50	230,06			EK520SRX118	323,73
										SX239.990,50	125,38			IRIS520HTP118	306,41
										SX231.990,50	98,11			JTC520X1R118	237,66
250	250 EXC ENDURO		Australia	2000	2003	14	JTF1901SC,14	46,27	50	JTR897,50	94,87	520			
										SX6143.990,50	230,06				
										SX239.990,50	125,38				
										SX231.990,50	98,11				
250	250 EXC ENDURO		Japonia	2000	2003	14	JTF1901SC,14	46,27	50	JTR897,50	94,87	520			
										SX6143.990,50	230,06				
										SX239.990,50	125,38				
										SX231.990,50	98,11				
250	250 EXC ENDURO		USA	2000	2004	14	JTF1901SC,14	46,27	52	JTR897,52	100,55	520			
										SX6143.990,52	230,06				
										SX239.990,52	125,38				
										SX231.990,52	98,11				
250	250 EXC ENDURO		Europa	2000	2003	15	JTF1901,15	46,27	48	JTR897,48	90,49	520	118	DID520VT2118	365,80

NAPĘD

Poj. [cm3]	Model	Kod	Kraj	Rok od	Rok do	Zębatka przód JT		Zębatka tył JT / Supersprox		Łańcuch DID / EK / IRIS / JT						
						Lz	Nr katalogowy	Cena	Lz	Nr katalogowy	Cena	Szer.	Di.	Nr katalogowy	Cena	
KTM																
250	250 EXC ENDURO		Europa	2000	2003				SX6143.990,48	230,06			EK520SRX118	323,73		
									SX239.990,48	125,38			IRIS520HTP118	306,41		
									SX231.990,48	98,11			JTC520X1R118	237,66		
250	250 EXC ENDURO		USA	2005		13	JTF1901SC,13	46,27	50	JTR897,50	94,87	520				
									SX6143.990,50	230,06						
									SX239.990,50	125,38						
									SX231.990,50	98,11						
250	250 EXC ENDURO		Europa	2005	2010	13	JTF1901SC,13	46,27	40	JTR897,40	78,15	520				
									SX6143.990,40	230,06						
									SX239.990,40	125,38						
									SX231.990,40	98,11						
250	250 EXC ENDURO		Australia	2010			13	JTF1901SC,13	46,27	40	JTR897,40	78,15	520			
									SX6143.990,40	230,06						
									SX239.990,40	125,38						
									SX231.990,40	98,11						
250	250 EXC FACTORY EDITION			2010								520				
250	250 EXC RACING			2002		14	JTF1901SC,14	46,27	48	JTR897,48	90,49	520				
										SX6143.990,48	230,06					
										SX239.990,48	125,38					
										SX231.990,48	98,11					
250	250 EXC RACING			2003		14	JTF1901SC,14	46,27	45	JTR897,45	86,92	520				
										SX6143.990,45	230,06					
										SX239.990,45	125,38					
										SX231.990,45	98,11					
250	250 EXC RACING			2004	2006	15	JTF1901,15	46,27	45	JTR897,45	86,92	520				
										SX6143.990,45	230,06					
										SX239.990,45	125,38					
										SX231.990,45	98,11					
250	250 EXC RACING		USA	2006		13	JTF1901SC,13	46,27	52	JTR897,52	100,55	520				
										SX6143.990,52	230,06					
										SX239.990,52	125,38					
										SX231.990,52	98,11					
250	250 EXC SIX DAYS			2010		13	JTF1901SC,13	46,27	40	JTR897,40	78,15	520				
										SX6143.990,40	230,06					
										SX239.990,40	125,38					
										SX231.990,40	98,11					
250	250 EXC-F ENDURO			2007	2010	14	JTF1901SC,14	46,27	38	JTR897,38	84,32	520	118	DID520VT2118	365,80	
										SX6143.990,38	230,06			EK520SRX118	323,73	
										SX239.990,38	125,38			IRIS520HTP118	306,41	
										SX231.990,38	98,11			JTC520X1R118	237,66	
250	250 EXC-F FACTORY EDITION			2010								520				
			Europa	2010		14	JTF1901SC,14	46,27	38	JTR897,38	84,32	520				
250	250 EXC-F SIX DAYS									SX6143.990,38	230,06					
										SX239.990,38	125,38					
										SX231.990,38	98,11					
250	250 MX			1983	1987	13	JTF1901SC,13	46,27	52	JTR896,52	101,85	520	114	DID520VT2114	353,40	
														EK520SRX114	312,75	
														IRIS520HTP114	296,03	
														JTC520X1R114	229,60	
250	250 MX			1988		13	JTF1901SC,13	46,27	50	JTR896,50	102,02	520	114	DID520VT2114	353,40	
														EK520SRX114	312,75	
														IRIS520HTP114	296,03	
														JTC520X1R114	229,60	
250	250 MX			1989		13	JTF1901SC,13	46,27	52	JTR896,52	101,85	520	116	DID520VT2116	359,60	
														EK520SRX116	318,24	
														IRIS520HTP116	301,22	
														JTC520X1R116	233,63	
250	250 MX			1990	1995	13	JTF1901SC,13	46,27	50	JTR897,50	94,87	520	114	DID520VT2114	353,40	
										SX6143.990,50	230,06			EK520SRX114	312,75	
										SX239.990,50	125,38			IRIS520HTP114	296,03	
										SX231.990,50	98,11			JTC520X1R114	229,60	
250	250 MXC MOTOCROSS			1998	2001	14	JTF1901SC,14	46,27	52	JTR897,52	100,55	520	118	DID520ERT2118	270,22	
										SX6143.990,52	230,06			EK520MRD6118	227,74	
										SX239.990,52	125,38			IRIS520RXP118	213,75	
										SX231.990,52	98,11			JTC520HDP118	112,32	
250	250 SX MOTOCROSS			1995		13	JTF1901SC,13	46,27	50	JTR897,50	94,87	520				
										SX6143.990,50	230,06					
										SX239.990,50	125,38					
										SX231.990,50	98,11					
250	250 SX MOTOCROSS			1997	2003	14	JTF1901SC,14	46,27	50	JTR897,50	94,87	520	118	DID520ERT2118	270,22	
										SX6143.990,50	230,06			EK520MRD6118	227,74	
										SX239.990,50	125,38			IRIS520RXP118	213,75	
										SX231.990,50	98,11			JTC520HDP118	112,32	
250	250 SX MOTOCROSS			2004	2010	13	JTF1901SC,13	46,27	48	JTR897,48	90,49	520	116	DID520ERT2116	265,64	
										SX6143.990,48	230,06			EK520MRD6116	223,88	
										SX239.990,48	125,38			IRIS520RXP116	210,13	
										SX231.990,48	98,11			JTC520HDP116	110,42	
250	250 SX-F RACING			2006	2010	13	JTF1901SC,13	46,27	48	JTR897,48	90,49	520	116	DID520VT2116	359,60	
										SX6143.990,48	230,06			EK520SRX116	318,24	
										SX239.990,48	125,38			IRIS520HTP116	301,22	
										SX231.990,48	98,11			JTC520X1R116	233,63	
250	250 SXS			2001								520				
				2007	2010	14	JTF1901SC,14	46,27	50	JTR897,50	94,87	520	114	DID520VT2114	353,40	
250	250 XC									SX6143.990,50	230,06			EK520SRX114	312,75	
										SX239.990,50	125,38			IRIS520HTP114	296,03	
										SX231.990,50	98,11			JTC520X1R114	229,60	
250	250 XC-F			2007	2009	13	JTF1901SC,13	46,27	48	JTR897,48	90,49	520				
										SX6143.990,48	230,06					
										SX239.990,48	125,38					
										SX231.990,48	98,11					
250	250 XCF-W			2010		13	JTF1901SC,13	46,27	52	JTR897,52	100,55	520				
										SX6143.990,52	230,06					
										SX239.990,52	125,38					
										SX231.990,52	98,11					
250	250 XC-W			2010		13	JTF1901SC,13	46,27	50	JTR897,50	94,87	520				
										SX6143.990,50	230,06					
										SX239.990,50	125,38					
										SX231.990,50	98,11					
250	250 XCW-E			2008	2009	13	JTF1901SC,13	46,27	50	JTR897,50	94,87	520	114			

Poj. [cm3]	Model	Kod	Kraj	Rok od	Rok do	Zębatka przód			Zębatka tył			Łańcuch			
						JT			JT / Supersprox			DID / EK / IRIS / JT			
						Lz	Nr katalogowy	Cena	Lz	Nr katalogowy	Cena	Szer.	Dł.	Nr katalogowy	Cena
250	250 XCW-F			2007	2010	13	JTF1901SC,13	46,27	48	JTR897,48	90,49	520			
										SX6143.990,48	230,06				
										SX239.990,48	125,38				
										SX231.990,48	98,11				
300	300 ENDURO			1990	1995	14	JTF1901SC,14	46,27	50	JTR897,50	94,87	520	116	DID520VT2116	359,60
										SX6143.990,50	230,06			EK520SRX116	318,24
										SX239.990,50	125,38			IRIS520HTP116	301,22
										SX231.990,50	98,11			JTC520X1R116	233,63
300	300 EXC ENDURO			1995	1997	14	JTF1901SC,14	46,27	50	JTR897,50	94,87	520			
										SX6143.990,50	230,06				
										SX239.990,50	125,38				
										SX231.990,50	98,11				
300	300 EXC ENDURO			1998		14	JTF1901SC,14	46,27	52	JTR897,52	100,55	520			
										SX6143.990,52	230,06				
										SX239.990,52	125,38				
										SX231.990,52	98,11				
300	300 EXC ENDURO			1999		14	JTF1901SC,14	46,27	50	JTR897,50	94,87	520	118	DID520VT2118	365,80
										SX6143.990,50	230,06			EK520SRX118	323,73
										SX239.990,50	125,38			IRIS520HTP118	306,41
										SX231.990,50	98,11			JTC520X1R118	237,66
300	300 EXC ENDURO		Australia	2000	2003	14	JTF1901SC,14	46,27	50	JTR897,50	94,87	520			
										SX6143.990,50	230,06				
										SX239.990,50	125,38				
										SX231.990,50	98,11				
300	300 EXC ENDURO		Japonia	2000	2003	14	JTF1901SC,14	46,27	50	JTR897,50	94,87	520			
										SX6143.990,50	230,06				
										SX239.990,50	125,38				
										SX231.990,50	98,11				
300	300 EXC ENDURO		Europa	2000	2003	15	JTF1901,15	46,27	48	JTR897,48	90,49	520			
										SX6143.990,48	230,06				
										SX239.990,48	125,38				
										SX231.990,48	98,11				
300	300 EXC ENDURO		USA	2000	2004	14	JTF1901SC,14	46,27	52	JTR897,52	100,55	520			
										SX6143.990,52	230,06				
										SX239.990,52	125,38				
										SX231.990,52	98,11				
300	300 EXC ENDURO		Europa	2004		13	JTF1901SC,13	46,27	42	JTR897,42	86,92	520			
										SX6143.990,42	230,06				
										SX239.990,42	125,38				
										SX231.990,42	98,11				
300	300 EXC ENDURO		Europa	2005	2010	13	JTF1901SC,13	46,27	40	JTR897,40	78,15	520	116	DID520VT2116	359,60
										SX6143.990,40	230,06			EK520SRX116	318,24
										SX239.990,40	125,38			IRIS520HTP116	301,22
										SX231.990,40	98,11			JTC520X1R116	233,63
300	300 EXC ENDURO		USA	2005		13	JTF1901SC,13	46,27	50	JTR897,50	94,87	520			
										SX6143.990,50	230,06				
										SX239.990,50	125,38				
										SX231.990,50	98,11				
300	300 EXC ENDURO		Australia	2010		14	JTF1901SC,14	46,27	40	JTR897,40	78,15	520			
										SX6143.990,40	230,06				
										SX239.990,40	125,38				
										SX231.990,40	98,11				
300	300 EXC FACTORY EDITION			2010								520			
300	300 EXC SIX DAYS		Europa	2010		13	JTF1901SC,13	46,27	40	JTR897,40	78,15	520			
										SX6143.990,40	230,06				
										SX239.990,40	125,38				
										SX231.990,40	98,11				
300	300 EXC-E ENDURO (OD 12.2007)		Europa	2007	2008	13	JTF1901SC,13	46,27	40	JTR897,40	78,15	520			
										SX6143.990,40	230,06				
										SX239.990,40	125,38				
										SX231.990,40	98,11				
300	300 MX			1990		14	JTF1901SC,14	46,27	48	JTR897,48	90,49	520	116	DID520VT2116	359,60
										SX6143.990,48	230,06			EK520SRX116	318,24
										SX239.990,48	125,38			IRIS520HTP116	301,22
										SX231.990,48	98,11			JTC520X1R116	233,63
300	300 MX			1991	1994	14	JTF1901SC,14	46,27	50	JTR897,50	94,87	520	116	DID520VT2116	359,60
										SX6143.990,50	230,06			EK520SRX116	318,24
										SX239.990,50	125,38			IRIS520HTP116	301,22
										SX231.990,50	98,11			JTC520X1R116	233,63
300	300 MXC MOTOCROSS			2001	2002	14	JTF1901SC,14	46,27	50	JTR897,50	94,87	520	118	DID520MX118	372,88
										SX6143.990,50	230,06			EK520MRD6118	227,74
										SX239.990,50	125,38			IRIS520RXP118	213,75
										SX231.990,50	98,11			JTC520HDR118	112,32
300	300 MXC MOTOCROSS		USA	2003	2005	13	JTF1901SC,13	46,27	50	JTR897,50	94,87	520			
										SX6143.990,50	230,06				
										SX239.990,50	125,38				
										SX231.990,50	98,11				
300	300 SX MOTOCROSS			1995		13	JTF1901SC,13	46,27	50	JTR897,50	94,87	520			
										SX6143.990,50	230,06				
										SX239.990,50	125,38				
										SX231.990,50	98,11				
300	300 SX MOTOCROSS			1996		14	JTF1901SC,14	46,27	50	JTR897,50	94,87	520			
										SX6143.990,50	230,06				
										SX239.990,50	125,38				
										SX231.990,50	98,11				
300	300 SX MOTOCROSS			2002								520	118	DID520MX118	372,88
														EK520MRD6118	227,74
														IRIS520RXP118	213,75
														JTC520HDR118	112,32
300	300 XC			2008	2010	14	JTF1901SC,14	46,27	50	JTR897,50	94,87	520			
										SX6143.990,50	230,06				
										SX239.990,50	125,38				
										SX231.990,50	98,11				
300	300 XC-W		USA	2010		13	JTF1901SC,13	46,27	50	JTR897,50	94,87	520			
										SX6143.990,50	230,06				
										SX239.990,50	125,38				
										SX231.990,50	98,11				
350	350 ENDURO			1984	1987	13	JTF1901SC,13	46,27	52	JTR896,52	101,85	520			
350	350 ENDURO			1988	1989	13	JTF1901SC,13	46,27	50	JTR896,50	102,02	520			
				1993	1994	14	JTF1902,14	51,25	50	JTR897,50	94,87	520			
										SX6143.990,50	230,06				
										SX239.990,50	125,38				
										SX231.990,50	98,11				
350	350 LC4 ENDURO														
350	350 MX			1989		13	JTF1901SC,13	46,27	50	JTR896,50	102,02	520	116	DID520VT2116	359,60

Poj. [cm3]	Model	Kod	Kraj	Rok od	Rok do	Zębatka przód		Zębatka tył		Łańcuch						
						JT		JT / Supersprox		DID / EK / IRIS / JT						
						Lz	Nr katalogowy	Cena	Lz	Nr katalogowy	Cena	Szer.	Dł.	Nr katalogowy	Cena	
KTM																
350	350 MX			1989										EK520SRX116	318,24	
														IRIS520HTP116	301,22	
360	360 EXC ENDURO			1996	1997	14	JTF1901SC,14	46,27	50	JTR897,50	94,87	520		JTC520X1R116	233,63	
										SX6143.990,50	230,06					
										SX239.990,50	125,38					
										SX231.990,50	98,11					
360	360 SX MOTOCROSS			1996	1997	14	JTF1901SC,14	46,27	50	JTR897,50	94,87	520				
										SX6143.990,50	230,06					
										SX239.990,50	125,38					
										SX231.990,50	98,11					
380	380 EXC ENDURO			1998	1999	14	JTF1901SC,14	46,27	50	JTR897,50	94,87	520				
										SX6143.990,50	230,06					
										SX239.990,50	125,38					
										SX231.990,50	98,11					
380	380 EXC ENDURO		USA	1999	2002	14	JTF1901SC,14	46,27	52	JTR897,52	100,55	520	118	DID520VT2118	365,80	
										SX6143.990,52	230,06			EK520SRX118	323,73	
										SX239.990,52	125,38			IRIS520HTP118	306,41	
										SX231.990,52	98,11			JTC520X1R118	237,66	
380	380 EXC ENDURO		Australia	2000	2002	14	JTF1901SC,14	46,27	50	JTR897,50	94,87	520				
										SX6143.990,50	230,06					
										SX239.990,50	125,38					
										SX231.990,50	98,11					
380	380 EXC ENDURO		Japonia	2000	2002	14	JTF1901SC,14	46,27	50	JTR897,50	94,87	520				
										SX6143.990,50	230,06					
										SX239.990,50	125,38					
										SX231.990,50	98,11					
380	380 EXC ENDURO		Europa	2000	2002	15	JTF1901,15	46,27	48	JTR897,48	90,49	520				
				2001	2002					SX6143.990,48	230,06	520	118	DID520MX118	372,88	
380	380 MXC MOTOCROSS									SX239.990,48	125,38			EK520MRD6118	227,74	
										SX231.990,48	98,11			IRIS520RXP118	213,75	
														JTC520HDR118	112,32	
				1998	2002	14	JTF1901SC,14	46,27	50	JTR897,50	94,87	520	118	DID520MX118	372,88	
380	380 SX MOTOCROSS									SX6143.990,50	230,06			EK520MRD6118	227,74	
										SX239.990,50	125,38			IRIS520RXP118	213,75	
										SX231.990,50	98,11			JTC520HDR118	112,32	
			USA	1999		14	JTF1901SC,14	46,27	52	JTR897,52	100,55	520				
380	380 SX MOTOCROSS									SX6143.990,52	230,06					
										SX239.990,52	125,38					
										SX231.990,52	98,11					
				1995	1996	16	JTF1902,16	61,91	42	JTR897,42	86,92	520				
400	400 DUKE									SX6143.990,42	230,06					
										SX239.990,42	125,38					
										SX231.990,42	98,11					
				1996	1998	15	JTF1902,15	54,28	45	JTR897,45	86,92	520				
400	400 EGS-E									SX6143.990,45	230,06					
										SX239.990,45	125,38					
										SX231.990,45	98,11					
				2001	2002	14	JTF1901SC,14	46,27	50	JTR897,50	94,87	520	118	DID520VT2118	365,80	
400	400 EXC ENDURO RACING									SX6143.990,50	230,06			EK520SRX118	323,73	
										SX239.990,50	125,38			IRIS520HTP118	306,41	
										SX231.990,50	98,11			JTC520X1R118	237,66	
				2003	2010	15	JTF1901,15	46,27	45	JTR897,45	86,92	520				
400	400 EXC ENDURO RACING									SX6143.990,45	230,06					
										SX239.990,45	125,38					
										SX231.990,45	98,11					
				2010								520				
400	400 EXC FACTORY EDITION															
			Europa	2000	2002	15	JTF1901,15	46,27	48	JTR897,48	90,49	520				
400	400 EXC RACING									SX6143.990,48	230,06					
										SX239.990,48	125,38					
										SX231.990,48	98,11					
			USA	2000	2002	14	JTF1901SC,14	46,27	50	JTR897,50	94,87	520				
400	400 EXC RACING									SX6143.990,50	230,06					
										SX239.990,50	125,38					
										SX231.990,50	98,11					
			Australia	2000	2002	14	JTF1901SC,14	46,27	45	JTR897,45	86,92	520				
400	400 EXC RACING									SX6143.990,45	230,06					
										SX239.990,45	125,38					
										SX231.990,45	98,11					
				1997	2001	15	JTF1902,15	54,28	45	JTR897,45	86,92	520				
400	400 LC4 E ENDURO									SX6143.990,45	230,06					
										SX239.990,45	125,38					
										SX231.990,45	98,11					
				1993		14	JTF1902,14	51,25	50	JTR897,50	94,87	520				
400	400 LC4 ENDURO									SX6143.990,50	230,06					
										SX239.990,50	125,38					
										SX231.990,50	98,11					
				1997	2001	15	JTF1902,15	54,28	45	JTR897,45	86,92	520				
400	400 LC4 ENDURO									SX6143.990,45	230,06					
										SX239.990,45	125,38					
										SX231.990,45	98,11					
				1997	1998	15	JTF1902,15	54,28	45	JTR897,45	86,92	520				
400	400 LSE									SX6143.990,45	230,06					
										SX239.990,45	125,38					
										SX231.990,45	98,11					
				2001	2002	14	JTF1901SC,14	46,27	50	JTR897,50	94,87	520	118	DID520VT2118	365,80	
400	400 MXC RACING									SX6143.990,50	230,06			EK520SRX118	323,73	
										SX239.990,50	125,38			IRIS520HTP118	306,41	
										SX231.990,50	98,11			JTC520X1R118	237,66	
				1995	1996	14	JTF1902,14	51,25	50	JTR897,50	94,87	520				
400	400 SC SUPER COMPETITION									SX6143.990,50	230,06					
										SX239.990,50	125,38					
										SX231.990,50	98,11					
				1997	2000	16	JTF1902,16	61,91	48	JTR897,48	90,49	520				
400	400 SC SUPER COMPETITION									SX6143.990,48	230,06					
										SX239.990,48	125,38					
										SX231.990,48	98,11					
			USA	1998		14	JTF1902,14	51,25	45	JTR897,45	86,92	520				
400	400 SX MOTOCROSS									SX6143.990,45	230,06					

Poj. [cm3]	Model	Kod	Kraj	Rok od	Rok do	Zębatka przód			Zębatka tył			Łańcuch			
						JT			JT / Supersprox			DID / EK / IRIS / JT			
						Lz	Nr katalogowy	Cena	Lz	Nr katalogowy	Cena	Szer.	Dł.	Nr katalogowy	Cena
400	400 SX MOTOCROSS		USA	1998						SX239.990,45	125,38				
										SX231.990,45	98,11				
				1999	2002	14	JTF1901SC,14	46,27	50	JTR897,50	94,87	520	118	DID520VT2118	365,80
400	400 SX RACING									SX6143.990,50	230,06			EK520SRX118	323,73
										SX239.990,50	125,38			IRIS520HTP118	306,41
										SX231.990,50	98,11			JTC520X1R118	237,66
		USA	2010			13	JTF1901SC,13	46,27	52	JTR897,52	100,55	520	118	DID520VT2118	365,80
400	400 XC-W									SX6143.990,52	230,06			EK520SRX118	323,73
										SX239.990,52	125,38			IRIS520HTP118	306,41
										SX231.990,52	98,11			JTC520X1R118	237,66
			1981	1983	14	JTF1901SC,14		46,27	52	JTR896,52	101,85	520	116	DID520VT2116	359,60
420	420 ENDURO													EK520SRX116	318,24
														IRIS520HTP116	301,22
														JTC520X1R116	233,63
			1981	1983	14	JTF1901SC,14		46,27	52	JTR896,52	101,85	520	116	DID520VT2116	359,60
420	420 MX													EK520SRX116	318,24
														IRIS520HTP116	301,22
														JTC520X1R116	233,63
				1994		13	JTF1901SC,13	46,27	50	JTR897,50	94,87	520			
420	440 MX									SX6143.990,50	230,06				
										SX239.990,50	125,38				
										SX231.990,50	98,11				
450	450 EXC ENDURO RACING		Australia	2003		14	JTF1901SC,14	46,27	50	JTR897,50	94,87	520			
										SX6143.990,50	230,06				
										SX239.990,50	125,38				
										SX231.990,50	98,11				
450	450 EXC ENDURO RACING		Europa	2003	2010	15	JTF1901,15	46,27	45	JTR897,45	86,92	520			
										SX6143.990,45	230,06				
										SX239.990,45	125,38				
										SX231.990,45	98,11				
450	450 EXC ENDURO RACING		USA	2005		14	JTF1901SC,14	46,27	50	JTR897,50	94,87	520			
										SX6143.990,50	230,06				
										SX239.990,50	125,38				
										SX231.990,50	98,11				
450	450 EXC ENDURO RACING		Australia	2010		15	JTF1901,15	46,27	45	JTR897,45	86,92	520			
										SX6143.990,45	230,06				
										SX239.990,45	125,38				
										SX231.990,45	98,11				
				2010								520			
450	450 EXC FACTORY EDITION														
			Europa	2010		15	JTF1901,15	46,27	45	JTR897,45	86,92	520			
450	450 EXC SIX DAYS									SX6143.990,45	230,06				
										SX239.990,45	125,38				
										SX231.990,45	98,11				
450	450 MXC RACING		USA	2003	2004	15	JTF1901,15	46,27	45	JTR897,45	86,92	520			
										SX6143.990,45	230,06				
										SX239.990,45	125,38				
										SX231.990,45	98,11				
450	450 MXC RACING		USA	2005		14	JTF1901SC,14	46,27	50	JTR897,50	94,87	520			
										SX6143.990,50	230,06				
										SX239.990,50	125,38				
										SX231.990,50	98,11				
450	450 SMR			2004	2007	14	JTF1901SC,14	46,27	45	JTR897,45	86,92	520	120	DID520VT2120	372,00
										SX6143.990,45	230,06			EK520SRX120	329,21
										SX239.990,45	125,38			IRIS520HTP120	311,61
										SX231.990,45	98,11			JTC520X1R120	241,69
450	450 SMR			2008	2010	14	JTF1901SC,14	46,27	48	JTR897,48	90,49	520	118	DID520VT2118	365,80
										SX6143.990,48	230,06			EK520SRX118	323,73
										SX239.990,48	125,38			IRIS520HTP118	306,41
										SX231.990,48	98,11			JTC520X1R118	237,66
450	450 SX			2009	2010	14	JTF1901SC,14	46,27				520	118	DID520ATV118	358,72
														EK520SRX118	323,73
														IRIS520HTP118	306,41
														JTC520X1R118	237,66
450	450 SX MOTOCROSS RACING			2003		14	JTF1901SC,14	46,27	50	JTR897,50	94,87	520			
										SX6143.990,50	230,06				
										SX239.990,50	125,38				
										SX231.990,50	98,11				
450	450 SX MOTOCROSS RACING			2004	2006	14	JTF1901SC,14	46,27	52	JTR897,52	100,55	520			
										SX6143.990,52	230,06				
										SX239.990,52	125,38				
										SX231.990,52	98,11				
450	450 SX-F			2007	2010	14	JTF1901SC,14	46,27	52	JTR897,52	100,55	520	116	DID520VT2116	359,60
										SX6143.990,52	230,06			EK520SRX116	318,24
										SX239.990,52	125,38			IRIS520HTP116	301,22
										SX231.990,52	98,11			JTC520X1R116	233,63
450	450 XC			2008	2010	14	JTF1901SC,14	46,27				520	118	DID520ATV118	358,72
														EK520SRX118	323,73
														IRIS520HTP118	306,41
														JTC520X1R118	237,66
450	450 XC-F			2008	2009	14	JTF1901SC,14	46,27	52	JTR897,52	100,55	520	116	DID520VT2116	359,60
										SX6143.990,52	230,06			EK520SRX116	318,24
										SX239.990,52	125,38			IRIS520HTP116	301,22
										SX231.990,52	98,11			JTC520X1R116	233,63
450	450 XC-W			2008	2009	14	JTF1901SC,14	46,27	50	JTR897,50	94,87	520	116	DID520VT2116	359,60
										SX6143.990,50	230,06			EK520SRX116	318,24
										SX239.990,50	125,38			IRIS520HTP116	301,22
										SX231.990,50	98,11			JTC520X1R116	233,63
450	450 XC-W			2010		13	JTF1901SC,13	46,27	52	JTR897,52	100,55	520	118	DID520VT2118	365,80
										SX6143.990,52	230,06			EK520SRX118	323,73
										SX239.990,52	125,38			IRIS520HTP118	306,41
										SX231.990,52	98,11			JTC520X1R118	237,66
450	450 XC-W SIX DAYS		USA	2010		13	JTF1901SC,13	46,27	52	JTR897,52	100,55	520	118	DID520VT2118	365,80
										SX6143.990,52	230,06			EK520SRX118	323,73
										SX239.990,52	125,38			IRIS520HTP118	306,41
										SX231.990,52	98,11			JTC520X1R118	237,66
			1981	1984	14	JTF1901SC,14		46,27	52	JTR896,52	101,85	520	116	DID520VT2116	359,60
495	495 MX													EK520SRX116	318,24
														IRIS520HTP116	301,22
														JTC520X1R116	233,63
500	500 MX			1985	1987	14	JTF1901SC,14	46,27	52	JTR896,52	101,85	520	116	DID520MX116	366,56
														EK520MRD6116	223,88

Poj. [cm3]	Model	Kod	Kraj	Rok od	Rok do	Zębatka przód			Zębatka tył			Łańcuch				
						JT		Cena	Lz	JT / Supersprox		Cena	Szer.	Dł.	DID / EK / IRIS / JT	
						Lz	Nr katalogowy			Nr katalogowy	Nr katalogowy				Cena	Cena
KTM																
500	500 MX			1985	1987									IRIS520RXP116	210,13	
														JTC520HDR116	110,42	
				1988	1989	14	JTF1901SC,14	46,27	50	JTR896,50	102,02	520	116	DID520MX116	366,56	
500	500 MX													EKS20MRD6116	223,88	
														IRIS520RXP116	210,13	
														JTC520HDR116	110,42	
				1990		14	JTF1901SC,14	46,27	52	JTR896,52	101,85	520	116	DID520MX116	366,56	
500	500 MX													EKS20MRD6116	223,88	
														IRIS520RXP116	210,13	
														JTC520HDR116	110,42	
				1991	1993	14	JTF1901SC,14	46,27	50	JTR896,50	102,02	520	116	DID520MX116	366,56	
500	500 MX													EKS20MRD6116	223,88	
														IRIS520RXP116	210,13	
														JTC520HDR116	110,42	
500	500 SX MOTOCROSS			1995		14	JTF1901SC,14	46,27	50	JTR897,50	94,87	520				
				2009	2010	14	JTF1901SC,14	46,27		SX6143.990,50	230,06	520	118	DID520ATV118	358,72	
505	505 SX									SX239.990,50	125,38			EKS20SRX118	323,73	
										SX231.990,50	98,11			IRIS520HTP118	306,41	
														JTC520X1R118	237,66	
				2007	2009	14	JTF1901SC,14	46,27	52	JTR897,52	100,55	520	118	DID520ZVMX118	472,00	
505	505 SX-F									SX6143.990,52	230,06			EKS20ZVX118	498,83	
										SX239.990,52	125,38			IRIS520FB118	404,25	
										SX231.990,52	98,11			JTC520X1R118	237,66	
				2008	2009	14	JTF1901SC,14	46,27	52	JTR897,52	100,55	520	116	DID520ZVMX116	464,00	
505	505 XC-F									SX6143.990,52	230,06			EKS20ZVX116	490,38	
										SX239.990,52	125,38			IRIS520FB116	397,40	
										SX231.990,52	98,11			JTC520X1R116	233,63	
				2008		14	JTF1901SC,14	46,27	52	JTR897,52	100,55	520	116	DID520ZVMX116	464,00	
505	505 XC-W									SX6143.990,52	230,06			EKS20ZVX116	490,38	
										SX239.990,52	125,38			IRIS520FB116	397,40	
										SX231.990,52	98,11			JTC520X1R116	233,63	
520	520 EXC ENDURO RACING			1999		14	JTF1901SC,14	46,27	50	JTR897,50	94,87	520				
										SX6143.990,50	230,06					
										SX239.990,50	125,38					
										SX231.990,50	98,11					
520	520 EXC ENDURO RACING		Australia	2000	2002	15	JTF1901,15	46,27	40	JTR897,40	78,15	520				
										SX6143.990,40	230,06					
										SX239.990,40	125,38					
										SX231.990,40	98,11					
520	520 EXC ENDURO RACING		Europa	2000	2002	15	JTF1901,15	46,27	40	JTR897,40	78,15	520				
										SX6143.990,40	230,06					
										SX239.990,40	125,38					
										SX231.990,40	98,11					
520	520 EXC ENDURO RACING		USA	2000	2002	14	JTF1901SC,14	46,27	48	JTR897,48	90,49	520				
										SX6143.990,48	230,06					
										SX239.990,48	125,38					
										SX231.990,48	98,11					
520	520 EXC ENDURO RACING			2001	2002	14	JTF1901SC,14	46,27	48	JTR897,48	90,49	520	118	DID520ZVMX118	472,00	
										SX6143.990,48	230,06			EKS20ZVX118	498,83	
										SX239.990,48	125,38			IRIS520FB118	404,25	
										SX231.990,48	98,11			JTC520X1R118	237,66	
520	520 MXC RACING			2001	2002	14	JTF1901SC,14	46,27	48	JTR897,48	90,49	520	118	DID520ZVMX118	472,00	
										SX6143.990,48	230,06			EKS20ZVX118	498,83	
										SX239.990,48	125,38			IRIS520FB118	404,25	
										SX231.990,48	98,11			JTC520X1R118	237,66	
520	520 SX MOTOCROSS RACING			1999	2002	14	JTF1901SC,14	46,27	48	JTR897,48	90,49	520	118	DID520MX118	372,88	
										SX6143.990,48	230,06			EKS20MRD6118	227,74	
										SX239.990,48	125,38			IRIS520RXP118	213,75	
										SX231.990,48	98,11			JTC520HDR118	112,32	
525	525 EXC ENDURO RACING		Australia	2003		14	JTF1901SC,14	46,27	48	JTR897,48	90,49	520				
										SX6143.990,48	230,06					
										SX239.990,48	125,38					
										SX231.990,48	98,11					
525	525 EXC ENDURO RACING		USA	2003		14	JTF1901SC,14	46,27	48	JTR897,48	90,49	520				
										SX6143.990,48	230,06					
										SX239.990,48	125,38					
										SX231.990,48	98,11					
525	525 EXC ENDURO RACING		Europa	2003	2007	15	JTF1901,15	46,27	45	JTR897,45	86,92	520				
										SX6143.990,45	230,06					
										SX239.990,45	125,38					
										SX231.990,45	98,11					
										SX231.990,45	98,11					
525	525 MXC DESERT RACING			2003	2004	14	JTF1901SC,14	46,27	45	JTR897,45	86,92	520				
										SX6143.990,45	230,06					
										SX239.990,45	125,38					
										SX231.990,45	98,11					
525	525 MXC DESERT RACING			2005		15	JTF1901,15	46,27	45	JTR897,45	86,92	520				
										SX6143.990,45	230,06					
										SX239.990,45	125,38					
										SX231.990,45	98,11					
525	525 MXC RACING		USA	2003	2005	15	JTF1901,15	46,27	45	JTR897,45	86,92	520				
										SX6143.990,45	230,06					
										SX239.990,45	125,38					
										SX231.990,45	98,11					
525	525 SMR			2004	2005	14	JTF1901SC,14	46,27	45	JTR897,45	86,92	520				
										SX6143.990,45	230,06					
										SX239.990,45	125,38					
										SX231.990,45	98,11					
525	525 SX MOTOCROSS RACING			2003	2006	14	JTF1901SC,14	46,27	48	JTR897,48	90,49	520				
										SX6143.990,48	230,06					
										SX239.990,48	125,38					
										SX231.990,48	98,11					
525	525 XC			2008	2010	15	JTF1901,15	46,27				520				
				2007		15	JTF1901,15	46,27	45	JTR897,45	86,92	520				

Poj. [cm3]	Model	Kod	Kraj	Rok od	Rok do	Zębatka przód			Zębatka tył			Łańcuch				
						JT			JT / Supersprox			DID / EK / IRIS / JT				
						Lz	Nr katalogowy	Cena	Lz	Nr katalogowy	Cena	Szer.	Dł.	Nr katalogowy	Cena	
530	530 EXC SIX DAYS			2010						SX6143.990,45	230,06			EK520ZVX118	498,83	
										SX239.990,45	125,38			IRIS520FB118	404,25	
										SX231.990,45	98,11			JTC520X1R118	237,66	
530	530 XC-W			2010	13	JTF1901SC,13	46,27	50	JTR897,50	94,87	520					
										SX6143.990,50	230,06					
										SX239.990,50	125,38					
530	530 XC-W SIX DAYS	USA	2010		15	JTF1901,15	46,27	45	JTR897,45	86,92	520	118	DID520ZVMX118	472,00		
										SX6143.990,45	230,06			EK520ZVX118	498,83	
										SX239.990,45	125,38			IRIS520FB118	404,25	
540	540 SXS RACING			2001	2002									JTC520X1R118	237,66	
				2006	2007	14	JTF1901SC,14	46,27	45	JTR897,45	86,92	520	120	DID520ZVMX120	480,00	
											SX6143.990,45	230,06			EK520ZVX120	507,29
560	560 SMR									SX239.990,45	125,38			IRIS520FB120	411,10	
											SX231.990,45	98,11			JTC520X1R120	241,69
				1988	1989	15	JTF1902,15	54,28	45	JTR896,45	84,70	520	114	DID520ZVMX114	456,00	
600	600 LC4 ENDURO													EK520ZVX114	481,92	
														IRIS520FB114	390,55	
														JTC520X1R114	229,60	
600	600 LC4 ENDURO			1990	15	JTF1902,15	54,28	45	JTR897,45	86,92	520					
											SX6143.990,45	230,06				
											SX239.990,45	125,38				
600	600 LC4 ENDURO									SX231.990,45	98,11					
				1991	1993	15	JTF1902,15	54,28	50	JTR897,50	94,87	520	116	DID520ZVMX116	464,00	
											SX6143.990,50	230,06			EK520ZVX116	490,38
600	600 LC4 ENDURO									SX239.990,50	125,38			IRIS520FB116	397,40	
											SX231.990,50	98,11			JTC520X1R116	233,63
				1989	15	JTF1902,15	54,28	52	JTR896,52	101,85	520	114	DID520ZVMX114	456,00		
600	600 LC4 MX													EK520ZVX114	481,92	
														IRIS520FB114	390,55	
														JTC520X1R114	229,60	
600	600 LC4 MX			1990	1992	15	JTF1902,15	54,28	52	JTR897,52	100,55	520	116	DID520ZVMX116	464,00	
											SX6143.990,52	230,06			EK520ZVX116	490,38
											SX239.990,52	125,38			IRIS520FB116	397,40
620	620 DUKE									SX231.990,52	98,11			JTC520X1R116	233,63	
				1995	1998	17	JTF1902,17	61,91	38	JTR897,38	84,32	520				
											SX6143.990,38	230,06				
620	620 EGS-E ADVENTURER									SX239.990,38	125,38					
											SX231.990,38	98,11				
				1998	17	JTF1902,17	61,91	45	JTR897,45	86,92	520					
620	620 LC4 E ENDURO									SX6143.990,45	230,06					
											SX239.990,45	125,38				
											SX231.990,45	98,11				
620	620 LC4 ENDURO			1997	1998	16	JTF1902,16	61,91	50	JTR897,50	94,87	520				
											SX6143.990,50	230,06				
											SX239.990,50	125,38				
620	620 LC4 ENDURO									SX231.990,50	98,11					
				1994	15	JTF1902,15	54,28	50	JTR897,50	94,87	520					
											SX6143.990,50	230,06				
620	620 LC4 ENDURO									SX239.990,50	125,38					
											SX231.990,50	98,11				
				1995	1996	14	JTF1902,14	51,25	50	JTR897,50	94,87	520				
620	620 LC4 MX									SX6143.990,50	230,06					
											SX239.990,50	125,38				
											SX231.990,50	98,11				
620	620 LC4 SX MOTOCROSS			1995	1998	15	JTF1902,15	54,28	50	JTR897,50	94,87	520				
											SX6143.990,50	230,06				
											SX239.990,50	125,38				
620	620 LSE									SX231.990,50	98,11					
				1997	1998	16	JTF1902,16	61,91	40	JTR897,40	78,15	520				
											SX6143.990,40	230,06				
620	620 SC SUPER COMPETITION									SX239.990,40	125,38					
				1995	1996	15	JTF1902,15	54,28	50	JTR897,50	94,87	520				
											SX6143.990,50	230,06				
620	620 SC SUPER COMPETITION									SX239.990,50	125,38					
											SX231.990,50	98,11				
				1997	1999	14	JTF1902,14	51,25	50	JTR897,50	94,87	520				
620	620 SC SUPER COMPETITION									SX6143.990,50	230,06					
											SX239.990,50	125,38				
											SX231.990,50	98,11				
620	620 SC SUPER COMPETITION			2000	2001	16	JTF1902,16	61,91	40	JTR897,40	78,15	520	118	DID520VT2118	365,80	
											SX6143.990,40	230,06			EK520SRX118	323,73
											SX239.990,40	125,38			IRIS520HTP118	306,41
620	620 SC SUPERMOTO									SX231.990,40	98,11			JTC520X1R118	237,66	
				2000	2001	17	JTF1902,17	61,91	40	JTR897,40	78,15	520	118	DID520VT2118	365,80	
											SX6143.990,40	230,06			EK520SRX118	323,73
625	625 LC4 SC SUPERMOTO									SX239.990,40	125,38			IRIS520HTP118	306,41	
											SX231.990,40	98,11			JTC520X1R118	237,66
				2002	16	JTF1902,16	61,91	42	JTR897,42	86,92	520					
625	625 LC4 SUPERCOMPETITION									SX6143.990,42	230,06					
											SX239.990,42	125,38				
											SX231.990,42	98,11				
625	625 SMC			2002	15	JTF1902,15	54,28	42	JTR897,42	86,92	520					
											SX6143.990,42	230,06				
											SX239.990,42	125,38				
625	625 SMC									SX231.990,42	98,11					
				2004	16	JTF1902,16	61,91	38	JTR897,38	84,32	520					
											SX6143.990,38	230,06				
625	625 SMC									SX239.990,38	125,38					
											SX231.990,38	98,11				
				2005	2006	17	JTF1902,17	61,91	40	JTR897,40	78,15	520				
625	625 SXC									SX6143.990,40	230,06					
											SX239.990,40	125,38				
											SX231.990,40	98,11				

NAPĘD

Poj. [cm3]	Model	Kod	Kraj	Rok od	Rok do	Zębatka przód			Zębatka tył			Łańcuch			
						JT		Cena	Lz	JT / Supersprox		Cena	Szer.	Dł.	DID / EK / IRIS / JT
						Lz	Nr katalogowy				Lz				Nr katalogowy
KTM															
640	640 LC4 ADVENTURER R			1999	2007	16	JTF1902,16	61,91	42	JTR897,42	86,92	520	118	DID520ZVMX118	472,00
										SX6143.990,42	230,06			EK520ZVX118	498,83
										SX239.990,42	125,38			IRIS520FB118	404,25
										SX231.990,42	98,11			JTC520X1R118	237,66
640	640 LC4 DUKE II		2000	2003	17	JTF1902,17	61,91	38	JTR897,38	84,32	520				
										SX6143.990,38	230,06				
										SX239.990,38	125,38				
										SX231.990,38	98,11				
640	640 LC4 DUKE II		2004	2006	17	JTF1902,17	61,91	42	JTR897,42	86,92	520				
										SX6143.990,42	230,06				
										SX239.990,42	125,38				
										SX231.990,42	98,11				
640	640 LC4 E ENDURO		2000	2006	16	JTF1902,16	61,91	42	JTR897,42	86,92	520				
										SX6143.990,42	230,06				
										SX239.990,42	125,38				
										SX231.990,42	98,11				
640	640 LC4 SUPER MOTO		1999	2006	17	JTF1902,17	61,91	42	JTR897,42	86,92	520				
										SX6143.990,42	230,06				
										SX239.990,42	125,38				
										SX231.990,42	98,11				
660	660 RALLYE		2000	2002							520				
660	660 SMC		2003	2004	16	JTF1902,16	61,91	38	JTR897,38	84,32	520				
										SX6143.990,38	230,06				
										SX239.990,38	125,38				
										SX231.990,38	98,11				
660	660 SMC		2005	2006	17	JTF1902,17	61,91	40	JTR897,40	78,15	520				
										SX6143.990,40	230,06				
										SX239.990,40	125,38				
										SX231.990,40	98,11				
690	690 DUKE		2008	2010	16	JTF1902,16	61,91	40	JTR897,40	78,15	520				
										SX6143.990,40	230,06				
										SX239.990,40	125,38				
										SX231.990,40	98,11				
690	690 DUKE R		2010		16	JTF1902,16	61,91	40	JTR897,40	78,15	520				
										SX6143.990,40	230,06				
										SX239.990,40	125,38				
										SX231.990,40	98,11				
690	690 ENDURO		2008	2010	15	JTF1902,15	54,28	45	JTR897,45	86,92	520				
										SX6143.990,45	230,06				
										SX239.990,45	125,38				
										SX231.990,45	98,11				
690	690 ENDURO R		2008	2010	15	JTF1902,15	54,28	45	JTR897,45	86,92	520				
										SX6143.990,45	230,06				
										SX239.990,45	125,38				
										SX231.990,45	98,11				
690	690 SM		2007		15	JTF1902,15	54,28	40	JTR897,40	78,15	520				
										SX6143.990,40	230,06				
										SX239.990,40	125,38				
										SX231.990,40	98,11				
690	690 SM		2008	2009	17	JTF1902,17	61,91	40	JTR897,40	78,15	520				
										SX6143.990,40	230,06				
										SX239.990,40	125,38				
										SX231.990,40	98,11				
690	690 SM LTD. ED.		2010		16	JTF1902,16	61,91	40	JTR897,40	78,15	520				
										SX6143.990,40	230,06				
										SX239.990,40	125,38				
										SX231.990,40	98,11				
690	690 SMC		2008	2010	16	JTF1902,16	61,91	42	JTR897,42	86,92	520				
										SX6143.990,42	230,06				
										SX239.990,42	125,38				
										SX231.990,42	98,11				
690	690 SUPERMOTO		2007	2009	16	JTF1902,16	61,91	40	JTR897,40	78,15	520				
										SX6143.990,40	230,06				
										SX239.990,40	125,38				
										SX231.990,40	98,11				
690	690 SUPERMOTO R		2008	2009	16	JTF1902,16	61,91	40	JTR897,40	78,15	520				
										SX6143.990,40	230,06				
										SX239.990,40	125,38				
										SX231.990,40	98,11				
950	950 LC8 ADVENTURE		2003	2006	17	JTF1904,17	86,81	42	JTR899,42	103,80	525				
										SX6143.899,42	250,97				
										SX239.899,42	133,37				
										SX231.899,42	119,36				
950	950 LC8 ADVENTURE S		2004	2006	17	JTF1904,17	86,81	42	JTR899,42	103,80	525				
										SX6143.899,42	250,97				
										SX239.899,42	133,37				
										SX231.899,42	119,36				
950	950 LC8 SUPERMOTO		2006	2009	17	JTF1904,17	86,81	41	JTR898,41	103,80	525				
										SX6143.898,41	209,15				
										SX239.898,41	117,06				
										SX231.898,41	83,44				
950	950 LC8 SUPERMOTO R		2007	2008	17	JTF1904,17	86,81	41	JTR898,41	103,80	525				
										SX6143.898,41	209,15				
										SX239.898,41	117,06				
										SX231.898,41	83,44				
950	950 SUPER ENDURO R		2006	2009	16	JTF1904,16	86,81	45	JTR899,45	103,80	525				
										SX6143.899,45	250,97				
										SX239.899,45	133,37				
										SX231.899,45	119,36				
990	990 ADVENTURE		2005	2009	17	JTF1904,17	86,81	42	JTR899,42	103,80	525				
										SX6143.899,42	250,97				
										SX239.899,42	133,37				
										SX231.899,42	119,36				
990	990 ADVENTURE		2010		16	JTF1904,16	86,81	42	JTR899,42	103,80	525				
										SX6143.899,42	250,97				
										SX239.899,42	133,37				
										SX231.899,42	119,36				
990	990 ADVENTURE R		2010		16	JTF1904,16	86,81	42	JTR899,42	103,80	525				
										SX6143.899,42	250,97				

Poj. [cm3]	Model	Kod	Kraj	Rok od	Rok do	Zębatka przód			Zębatka tył			Łańcuch			
						JT			JT / Supersprox			DID / EK / IRIS / JT			
						Lz	Nr katalogowy	Cena	Lz	Nr katalogowy	Cena	Szer.	Dł.	Nr katalogowy	Cena
990	990 ADVENTURE R			2010						SX239.899,42	133,37				
										SX231.899,42	119,36				
				2007	2008	17	JTF1904,17	86,81	42	JTR899,42	103,80	525			
990	990 ADVENTURE S									SX6143.899,42	250,97				
										SX239.899,42	133,37				
										SX231.899,42	119,36				
				2010		17	JTF1904,17	86,81	41	JTR898,41	103,80	525			
990	990 SM R									SX6143.898,41	209,15				
										SX239.898,41	117,06				
										SX231.898,41	83,44				
				2010		17	JTF1904,17	86,81	41	JTR898,41	103,80	525			
990	990 SM T									SX6143.898,41	209,15				
										SX239.898,41	117,06				
										SX231.898,41	83,44				
				2005	2010	17	JTF1904,17	86,81	38	JTR898,38	103,53	525	118	DID525ZVMX118	525,10
990	990 SUPERDUKE									SX6143.898,38	209,15			EK525ZVX2118	606,00
										SX239.898,38	117,06			IRIS525FB118	414,01
										SX231.898,38	83,44			JTC525X1R118	273,47
				2010		17	JTF1904,17	86,81	38	JTR898,38	103,53	525			
990	990 SUPERDUKE R									SX6143.898,38	209,15				
										SX239.898,38	117,06				
										SX231.898,38	83,44				
				2008	2010	17	JTF1904,17	86,81	41	JTR898,41	103,80	525			
990	990 SUPERMOTO									SX6143.898,41	209,15				
										SX239.898,41	117,06				
										SX231.898,41	83,44				
				2008	2009	17	JTF1904,17	86,81	37	JTR898,37	103,55	525	108	DID525ZVMX108	480,60
1190	1190 RC8									SX6143.898,37	209,15			EK525ZVX2108	554,64
										SX239.898,37	117,06			IRIS525FB108	378,93
										SX231.898,37	83,44			JTC525X1R108	250,30
				2010		17	JTF1904,17	86,81	38	JTR898,38	103,53	525			
1190	1190 RC8									SX6143.898,38	209,15				
										SX239.898,38	117,06				
										SX231.898,38	83,44				
				2010		17	JTF1904,17	86,81	37	JTR898,37	103,55	525			
1190	1190 RC8 R									SX6143.898,37	209,15				
										SX239.898,37	117,06				
										SX231.898,37	83,44				
				2010		17	JTF1904,17	86,81	37	JTR898,37	103,55	525			
1190	1190 RC8 R AKROPOVIC LTD. ED.									SX6143.898,37	209,15				
										SX239.898,37	117,06				
										SX231.898,37	83,44				
				2010		17	JTF1904,17	86,81	37	JTR898,37	103,55	525			
1190	1190 RC8 R RED BULL LTD ED.									SX6143.898,37	209,15				
										SX239.898,37	117,06				
										SX231.898,37	83,44				
KYMCO															
50	50 KXR			2004	2007	16	JTF259,16	15,10				428	74	DID428NZ74	103,60
														EK428SHDR74	90,68
														IRIS428RX74	56,07
														JTC428HDR74	38,18
				2002	2004	14	JTF327,14	40,21	30	JTR1071,30	71,87	520	78	DID520ATV78	237,12
50	50 MXER													EK520SRX78	213,99
														IRIS520HTP78	202,54
														JTC520X1R78	157,10
		Niemcy		2002	2004	15	JTF327,15	40,21	30	JTR1071,30	71,87	520	78	DID520ATV78	237,12
50	50 MXER													EK520SRX78	213,99
														IRIS520HTP78	202,54
														JTC520X1R78	157,10
				2004	2007	14	JTF327,14	40,21	30	JTR1071,30	71,87	520	78	DID520ATV78	237,12
50	50 MXU													EK520SRX78	213,99
														IRIS520HTP78	202,54
														JTC520X1R78	157,10
				2007	2008	14	JTF327,14	40,21	30	JTR1071,30	71,87	520	86	DID520ATV86	261,44
50	50 MXU REVERSE													EK520SRX86	235,94
														IRIS520HTP86	223,32
														JTC520X1R86	173,21
				2005	2007	16	JTF259,16	15,10				428	74	DID428NZ74	103,60
90	90 KXR													EK428SHDR74	90,68
														IRIS428RX74	56,07
														JTC428HDR74	38,18
				2005	2007	16	JTF259,16	15,10				428	74	DID428NZ74	103,60
90	90 MAXXER													EK428SHDR74	90,68
														IRIS428RX74	56,07
														JTC428HDR74	38,18
				2001	2004	16	JTF264,16	15,86	41	JTR269,41	51,41	428	124	DID428VX124	276,52
125	125 HIPSTER													EK428SROZ124	253,41
														IRIS428HTP124	232,98
														JTC428HDR124	63,98
				2001	2005	15	JTF264,15	15,75	39	JTR269,39	46,27	428	126	DID428VX126	280,98
125	125 PULSAR													EK428SROZ126	257,50
														IRIS428HTP126	236,74
														JTC428HDR126	65,01
125	125 PULSAR II			2008	2010	15	JTF264,15	15,75	41	JTR269,41	51,41	428			
125	125 QUANNON			2006	2007	15	JTF1264,15	15,75				428			
				1999	2005	16	JTF264,16	15,86	46	JTR269,46	63,70	428	126	DID428VX126	280,98
125	125 STRYKER (OFF ROAD)													EK428SROZ126	257,50
														IRIS428HTP126	236,74
														JTC428HDR126	65,01
				1999	2003	16	JTF264,16	15,86	46	JTR269,46	63,70	428	126	DID428VX126	280,98
125	125 STRYKER (ON ROAD)													EK428SROZ126	257,50
														IRIS428HTP126	236,74
														JTC428HDR126	65,01
				1997	2001	16	JTF264,16	15,86	41	JTR269,41	51,41	428	124	DID428VX124	276,52
125	125 ZING													EK428SROZ124	253,41
														IRIS428HTP124	232,98
														JTC428HDR124	63,98
				2002	2005	14	JTF1041,14	58,67	30	JTR1071,30	71,87	520	78	DID520ATV78	237,12
150	150 MXER / MXU													EK520SRX78	213,99
														IRIS520HTP78	202,54
														IRIS520HTP78	202,54
														JTC520X1R78	157,10
250	250 KXR / KXU			2002	2005	14	JTF1042,14	61,53	38	JTR1072,38	83,99	520	94	DID520ATV94	285,76

Poj. [cm3]	Model	Kod	Kraj	Rok od	Rok do	Zębatka przód		Zębatka tył		Łańcuch					
						JT		JT / Supersprox		DID / EK / IRIS / JT					
						Lz	Nr katalogowy	Cena	Lz	Nr katalogowy	Cena	Szer.	Dł.	Nr katalogowy	Cena
KYMCO															
250	250 KXR / KXU			2002	2005									EK520SRX94	257,88
														IRIS520HTP94	244,09
250	250 VENOX			2004	2009	14	JTF1043,14	45,79	39	JTR1075,39	84,91	520	110	JTC520X1R94	189,32
														DID520VX110	283,80
														EK520MVXZ110	340,22
														IRIS520HTP110	285,64
300	300 MAXXER			2005	2008	14	JTF1042,14	61,53	38	JTR1072,38	83,99	520	92	JTC520X1R110	221,55
														DID520ATV92	279,68
														EK520SRX92	252,40
														IRIS520HTP92	238,90
MAICO															
250	250			1983	1985							520			
250	250 GME			1986	1987	13	JTF1901SC,13	46,27				520			
250	250 GS/MC			1983		13	JTF1901SC,13	46,27				520			
490	490			1983	1985							520			
500	500 ENDURO				1999							520			
500	500 GME			1986	1987	13	JTF1901SC,13	46,27				520			
500	500 GS/MC			1983		13	JTF1901SC,13	46,27				520			
MALAGUTI															
50	50 DRAKON			2005	2008	11	JTF1120,11	28,14				420	126	DID420D126	63,00
														EK420126	40,33
														IRIS420RX126	68,19
														JTC420HDR126	52,15
50	50 XSM			2003		11	JTF1120,11	28,14	45	JTR1131,45	66,58	420	124	DID420D124	62,00
														EK420124	39,69
														IRIS420RX124	67,11
														JTC420HDR124	51,32
50	50 XTM			2003		11	JTF1120,11	28,14	48	JTR1131,48	66,57	420	126	DID420D126	63,00
														EK420126	40,33
														IRIS420RX126	68,19
														JTC420HDR126	52,15
125	125 X3M ENDURO			2007	2008	14	JTF1263,14	14,07	50	JTR1134,50	14,99	428			
125	125 X3M MOTARD			2007	2008	14	JTF1263,14	14,07	48	JTR1134,48	69,26	428			
MBK															
50	50 X-LIMIT			2003	2006	11	JTF1120,11	28,14	50	JTR1131,50	66,62	420	126	DID420D126	63,00
														EK420126	40,33
														IRIS420RX126	68,19
														JTC420HDR126	52,15
50	50 X-LIMIT SM			1997	1998	12	JTF1120,12	27,17	52	JTR832,52	61,21	420			
50	50 X-LIMIT SM			1999	2001	12	JTF1120,12	27,17				420	128	DID420D128	64,00
														EK420128	40,97
														IRIS420RX128	69,27
														JTC420HDR128	52,97
50	50 X-LIMIT SM			2002		12	JTF1120,12	27,17	50	JTR1131,50	66,62	420			
				2003	2006	11	JTF1120,11	28,14	48	JTR1131,48	66,57	420	126	DID420D126	63,00
														EK420126	40,33
														IRIS420RX126	68,19
50	50 X-LIMIT SM													JTC420HDR126	52,15
														DID420D132	66,00
														EK420132	42,25
														IRIS420RX132	71,44
50	50 X-POWER													JTC420HDR132	54,63
				2003	2006	11	JTF1120,11	28,14	47	JTR1078,47	51,41	420	132	DID420D132	66,00
														EK420132	42,25
														IRIS420RX132	71,44
MOTOR HISPANIA															
50	50 FURIA ENDURO / SM			2005		11	JTF1120,11	28,14	52	JTR1131,52	60,34	420	126	DID420D126	63,00
														EK420126	40,33
														IRIS420RX126	68,19
														JTC420HDR126	52,15
50	50 RX			2005		11	JTF1120,11	28,14	52	JTR1133,52	60,34	420	128	DID420D128	64,00
														EK420128	40,97
														IRIS420RX128	69,27
														JTC420HDR128	52,97
50	50 RYZ ENDURO			2005		11	JTF1120,11	28,14	52	JTR1131,52	60,34	420	126	DID420D126	63,00
														EK420126	40,33
														IRIS420RX126	68,19
														JTC420HDR126	52,15
50	50 RYZ SM			2005		11	JTF1120,11	28,14				420	126	DID420D126	63,00
														EK420126	40,33
														IRIS420RX126	68,19
														JTC420HDR126	52,15
MUZ															
600	600 SPORT CUP		Francja	1997	1998	15	JTF577,15	57,85	39	JTR18,39	86,00	520	108	DID520VX108	278,64
														EK520MVXZ108	334,03
660	660 BAGHIRA													IRIS520HTP108	280,44
														JTC520X1R108	217,52
				1997	2003	15	JTF577,15	57,85	45	JTR857,45	84,70	520	116	DID520VX116	299,28
										SX6143.857,45	230,06			EK520MVXZ116	358,78
660	660 MASTIFF													IRIS520HTP116	301,22
										SX239.857,45	125,38			JTC520X1R116	233,63
										SX231.857,45	98,11			DID520VX110	283,80
				1997	2003	15	JTF577,15	57,85	43	JTR857,43	84,70	520	110	DID520VX110	283,80
660	660 SCORPION REPLICA													EK520MVXZ110	340,22
										SX6143.857,43	230,06			IRIS520HTP110	285,64
										SX239.857,43	125,38			JTC520X1R110	221,55
										SX231.857,43	98,11			DID520VX108	278,64
660	660 SCORPION SPORT			1995	1999	15	JTF577,15	57,85				520	108	DID520VX108	278,64
														EK520MVXZ108	334,03
														IRIS520HTP108	280,44
										JTC520X1R108	217,52			DID520VX108	278,64
660	660 SCORPION TOUR													EK520MVXZ108	334,03
														IRIS520HTP108	280,44
														JTC520X1R108	217,52
				1995	2002	15	JTF577,15	57,85	43	JTR18,43	93,63	520	114	DID520VX114	294,12
													EK520MVXZ114	352,59	

Poj. [cm3]	Model	Kod	Kraj	Rok od	Rok do	Zębatka przód			Zębatka tył			Łańcuch			
						JT			JT / Supersprox			DID / EK / IRIS / JT			
						Lz	Nr katalogowy	Cena	Lz	Nr katalogowy	Cena	Szer.	Dł.	Nr katalogowy	Cena
660	660 SCORPION TOUR			1995	2002									IRIS520HTP114	296,03
														JTC520X1R114	229,60
660	660 SCORPION TRAVELLER			1995	2002	15	JTF577,15	57,85	43	JTR18,43	93,63	520	108	DID520VX108	278,64
														EK520MVXZ108	334,03
														IRIS520HTP108	280,44
														JTC520X1R108	217,52
660	660 TOUR		Francja	1997	1998	15	JTF577,15	57,85	43	JTR18,43	93,63	520	110	DID520VX110	283,80
														EK520MVXZ110	340,22
														IRIS520HTP110	285,64
														JTC520X1R110	221,55
660	660 TROUPER		Francja	1997	1998	15	JTF577,15	57,85	39	JTR18,39	86,00	520	108	DID520VX108	278,64
														EK520MVXZ108	334,03
														IRIS520HTP108	280,44
														JTC520X1R108	217,52
1000	1000 S			2003					43	JTR479,43	117,17	50	108	DID50(530)ZVMX108	559,44
										SX6143.479,43	250,97			EK530ZVX2108	567,83
										SX239.479,43	133,37			IRIS530FB108	387,31
										SX231.479,43	130,31			JTC530X1R108	272,65
1000	1000 SF			2005					45	JTR479,45	130,27	50			
										SX6143.479,45	250,97				
										SX239.479,45	133,37				
										SX231.479,45	130,31				
PEUGEOT															
50	50 XP6			1998	2006	12	JTF1120,12	27,17	52	JTR1131,52	60,34	420		DID420D126	63,00
				2002	2003	12	JTF1120,12	27,17	52	JTR1131,52	60,34	420	126	EK420126	40,33
50	50 XP6 SM													IRIS420RX126	68,19
														JTC420HDDR126	52,15
				2003	2004	12	JTF1120,12	27,17				420	126	DID420D126	63,00
50	50 XP6 SM STREET													EK420126	40,33
														IRIS420RX126	68,19
														JTC420HDDR126	52,15
50	50 XR6			2001		11	JTF1120,11	28,14	52	JTR1131,52	60,34	420	128	DID420D128	64,00
														EK420128	40,97
														IRIS420RX128	69,27
														JTC420HDDR128	52,97
50	50 XR6			2002	2006	12	JTF1120,12	27,17	52	JTR1133,52	60,34	420	128	DID420D128	64,00
														EK420128	40,97
														IRIS420RX128	69,27
														JTC420HDDR128	52,97
50	XP550 SM			2004	2009	11	JTF1120,11	28,14	52	JTR1131,52	60,34	420			
50	XP550 T			2004	2006	12	JTF1120,12	27,17	52	JTR1131,52	60,34	420			
				2006		14	JTF1263,14	14,07	48	JTR1134,48	69,26	428	124	DID428VX124	276,52
125	125 XPS CT													EK428SROZ124	253,41
														IRIS428HTP124	232,98
														JTC428HDDR124	63,98
RIEJU															
50	50 MRT			2009		11	JTF1120,11	28,14				420	132	DID420D132	66,00
														EK420132	42,25
														IRIS420RX132	71,44
														JTC420HDDR132	54,63
50	50 MRT PRO			2009		11	JTF1120,11	28,14				420	132	DID420D132	66,00
														EK420132	42,25
														IRIS420RX132	71,44
														JTC420HDDR132	54,63
50	50 MRT SUPERMOTARD / PRO			2009		11	JTF1120,11	28,14				420	132	DID420D132	66,00
														EK420132	42,25
														IRIS420RX132	71,44
														JTC420HDDR132	54,63
50	50 MRX PRO (07.2004 - 2005)			2004	2005	11	JTF1120,11	28,14	52	JTR1131,52	60,34	420			
				2002	2004	12	JTF1120,12	27,17	48	JTR1131,48	66,57	420	124	DID420D124	62,00
50	50 MRX PRO (2002 - 06.2004)													EK420124	39,69
														IRIS420RX124	67,11
														JTC420HDDR124	51,32
50	50 MRX/SMX (07.2004 - 2006)			2004	2008	11	JTF1120,11	28,14	52	JTR1131,52	60,34	420	126	DID420D126	63,00
														EK420126	40,33
														IRIS420RX126	68,19
														JTC420HDDR126	52,15
50	50 MRX/SMX (2002 - 06.2004)			2002	2004	12	JTF1120,12	27,17	48	JTR1131,48	66,57	420	124	DID420D124	62,00
														EK420124	39,69
														IRIS420RX124	67,11
														JTC420HDDR124	51,32
50	50 NAKED			2004	2009	11	JTF1120,11	28,14	47	JTR1077,47	51,41	420	126	DID420D126	63,00
														EK420126	40,33
														IRIS420RX126	68,19
														JTC420HDDR126	52,15
50	50 RR					12	JTF1120,12	27,17	48	JTR1132,48	70,14	420			
				2009		11	JTF1120,11	28,14	47	JTR1077,47	51,41	420	126	DID420D126	63,00
50	50 RS2													EK420126	40,33
														IRIS420RX126	68,19
														JTC420HDDR126	52,15
50	50 RS2 MATRIX			2003		13	JTF1120,13	31,93	47	JTR1077,47	51,41	420	128	DID420D128	64,00
														EK420128	40,97
														IRIS420RX128	69,27
														JTC420HDDR128	52,97
50	50 RS2 MATRIX			2004	2009	11	JTF1120,11	28,14	47	JTR1077,47	51,41	420	126	DID420D126	63,00
														EK420126	40,33
														IRIS420RX126	68,19
														JTC420HDDR126	52,15
50	50 RS2 PRO			2009		11	JTF1120,11	28,14	47	JTR1077,47	51,41	420	126	DID420D126	63,00
														EK420126	40,33
														IRIS420RX126	68,19
														JTC420HDDR126	52,15
50	50 SPIKE			2002		12	JTF1120,12	27,17	48	JTR1076,48	60,13	420			
50	50 SPIKE			2003	2005	12	JTF1120,12	27,17	52	JTR1076,52	60,99	420			
				2009								420	126	DID420D126	63,00
50	50 TANGO													EK420126	40,33
														IRIS420RX126	68,19
														JTC420HDDR126	52,15
125	125 MARATHON PRO			2009								428	136	DID428VX136	303,28
														EK428SROZ136	277,93
														IRIS428HTP136	255,53

Poj. [cm3]	Model	Kod	Kraj	Rok od	Rok do	Zębatka przód			Zębatka tył			Łańcuch			
						JT		Cena	JT / Supersprox		Cena	Szer.	Dł.	DID / EK / IRIS / JT	
Lz	Nr katalogowy	Lz	Nr katalogowy	Nr katalogowy	Cena	Nr katalogowy	Cena								
RIEJU															
125	125 MARATHON PRO			2009										JTC428HDR136	70,17
125	125 MARATHON PRO SUPERMOTARD			2009							428	136		DID428VX136	303,28
														EK428SROZ136	277,93
														IRIS428HTP136	255,53
125	125 RS2 MATRIX			2006	2009	14	JTF1263,14	14,07	46	JTR1081,46	tel.	428	126	JTC428HDR136	70,17
														DID428VX126	280,98
														EK428SROZ126	257,50
125	125 RS2 NAKED													IRIS428HTP126	236,74
														JTC428HDR126	65,01
				2006	2009	14	JTF1263,14	14,07	46	JTR1081,46	tel.	428	126	DID428VX126	280,98
125	125 RS2 PRO													EK428SROZ126	257,50
														IRIS428HTP126	236,74
														JTC428HDR126	65,01
125	125 SMX			2005	2008	14	JTF1263,14	14,07	48	JTR1134,48	69,26	428	126	DID428VX126	280,98
														EK428SROZ126	257,50
														IRIS428HTP126	236,74
125	125 TANGO													JTC428HDR126	65,01
				2006	2008	14	JTF1263,14	14,07	48	JTR1134,48	69,26	428	126	DID428VX126	280,98
														EK428SROZ126	257,50
125	125 TANGO													IRIS428HTP126	236,74
														JTC428HDR126	65,01
				2009								428	126	DID428VX126	280,98
125	125 TANGO PRO													EK428SROZ126	257,50
														IRIS428HTP126	236,74
														JTC428HDR126	65,01
250	250 TANGO			2009								428	124	DID428VX124	276,52
														EK428SROZ124	253,41
														IRIS428HTP124	232,98
													JTC428HDR124	63,98	
SUZUKI															
50	A50					14	JTF563,14	12,93	37	JTR801,37	35,29	420	106	DID420D106	53,00
										SX6143.801,37	209,15			EK420106	33,93
										SX239.801,37	117,06			IRIS420RX106	57,37
50	AC50		Norwegia			13	JTF563,13	12,93	39	JTR801,39	39,99	420	106	JTC420HDR106	43,87
										SX6143.801,39	209,15			DID420D106	53,00
										SX239.801,39	117,06			EK420106	33,93
50	ALT50 D,E			1983	1984	11	JTF563,11	12,39	37	JTR801,37	35,29	420	64	IRIS420RX106	57,37
										SX6143.801,37	209,15			JTC420HDR106	43,87
										SX231.801,39	73,58			DID420NZ364	65,92
50	AP50													EK420SH64	60,55
										SX239.801,37	117,06			IRIS420RX64	34,64
										SX231.801,37	73,58			JTC420HDR64	26,49
50	AP50			1975	1978	14	JTF563,14	12,93	37	JTR801,37	35,29	420	106	DID420D106	53,00
										SX6143.801,37	209,15			EK420106	33,93
										SX239.801,37	117,06			IRIS420RX106	57,37
50	AP50		Francja			12	JTF563,12	12,39	38	JTR801,38	36,86	420	106	JTC420HDR106	43,87
										SX6143.801,38	209,15			DID420D106	53,00
										SX239.801,38	117,06			EK420106	33,93
50	APX50 AUTO		Francja	1985	1989	12	JTF429,12	13,64	49	JTR801,49	56,99	420	118	IRIS420RX106	57,37
										SX231.801,38	73,58			JTC420HDR106	43,87
										SX6143.801,49	209,15			DID420D118	59,00
50	APX50 AUTO													EK420118	37,77
										SX239.801,49	117,06			IRIS420RX118	63,86
										SX231.801,49	73,58			JTC420HDR118	48,83
50	DR50		Francja		1985	12	JTF429,12	13,64	49	JTR801,49	56,99	420	114	JTC420HDR114	47,18
										SX6143.801,49	209,15			DID420D114	57,00
										SX239.801,49	117,06			EK420114	36,49
50	ER21 50					12	JTF563,12	12,39	43	JTR801,43	46,92	420	98	IRIS420RX114	61,70
										SX231.801,43	73,58			JTC420HDR114	47,18
										SX6143.801,43	209,15			DID420D98	49,00
50	FM50 A LANDY		Francja			14	JTF563,14	12,93	49	JTR801,49	56,99	420	114	EK42098	31,37
										SX239.801,49	117,06			IRIS420RX98	53,04
										SX231.801,43	73,58			JTC420HDR98	40,56
50	GT50													DID420D114	57,00
										SX6143.801,49	209,15			EK420114	36,49
										SX239.801,49	117,06			IRIS420RX114	61,70
50	GSX-R50 (RB50)		Grecja	1980	1998	14	JTF429,14	14,07	32	JTR801,32	29,17	420	94	JTC420HDR114	47,18
										SX6143.801,32	209,15			DID420D94	47,00
										SX239.801,32	117,06			EK42094	30,09
50	JR50													IRIS420RX94	50,87
										SX231.801,32	73,58			JTC420HDR94	38,90
				1975	1986	13	JTF563,13	12,93	36	JTR801,36	33,50	420	104	DID420D104	52,00
50	LT A-50 K1													EK420104	33,29
										SX239.801,36	117,06			IRIS420RX104	56,28
										SX231.801,36	73,58			JTC420HDR104	43,04
50	GT50 KB,KN,KX			1988		14	JTF563,14	12,93	37	JTR801,37	35,29	420	100	DID420D100	50,00
										SX6143.801,37	209,15			EK420100	32,01
										SX239.801,37	117,06			IRIS420RX100	54,12
50	JR50													SX231.801,37	73,58
										JTR801,32	29,17	420	96	JTC420HDR100	41,39
										SX6143.801,32	209,15			DID420D96	48,00
50	JR50													EK42096	30,73
										SX239.801,32	117,06			IRIS420RX96	51,95
										SX231.801,32	73,58			JTC420HDR96	39,73
50	JR50			1977	1980	12	JTF563,12	12,39	47	JTR801,47	50,28	420	112	DID420D112	56,00
										SX6143.801,47	209,15			EK420112	35,85
										SX239.801,47	117,06			IRIS420RX112	60,61
50	JR50													SX231.801,47	73,58
				1983	2006	13	JTF563,13	12,93	28	JTR1780,28	79,07	420	78	JTC420HDR112	46,35
														DID420NZ378	80,34
50	JR50													EK420SH78	73,79
														IRIS420RX78	42,21
														JTC420HDR78	32,28
50	JR50			2001		11	JTF563,11	12,39	37	JTR801,37	35,29	420	78	DID420NZ378	80,34
										SX6143.801,37	209,15			EK420SH78	73,79
										SX239.801,37	117,06			IRIS420RX78	42,21

Poj. [cm3]	Model	Kod	Kraj	Rok od	Rok do	Zębatka przód			Zębatka tył			Łańcuch			
						JT			JT / Supersprox			DID / EK / IRIS / JT			
						Lz	Nr katalogowy	Cena	Lz	Nr katalogowy	Cena	Szer.	Dł.	Nr katalogowy	Cena
50	LT A-50 K1			2001						SX231.801,37	73,58			JTC420HDR78	32,28
				2002	2005	10	JTF562,10	12,34				420	78	DID420NZ378	80,34
50	LT A-50 K2,K3,K4,K5 QUADSPORT													EK420SH78	73,79
														IRIS420RX78	42,21
														JTC420HDR78	32,28
				1984	1987	11	JTF563,11	12,39	37	JTR801,37	35,29	420	64	DID420NZ364	65,92
50	LT50 E,F,G,H									SX6143.801,37	209,15			EK420SH64	60,55
										SX239.801,37	117,06			IRIS420RX64	34,64
										SX231.801,37	73,58			JTC420HDR64	26,49
				1997	2000	11	JTF563,11	12,39	37	JTR801,37	35,29	420	64	DID420NZ364	65,92
50	LT50 J,K,X,Y									SX6143.801,37	209,15			EK420SH64	60,55
										SX239.801,37	117,06			IRIS420RX64	34,64
										SX231.801,37	73,58			JTC420HDR64	26,49
				1979	1980	13	JTF563,13	12,93	43	JTR801,43	46,92	420	98	DID420D98	49,00
50	OR50 E-N,T									SX6143.801,43	209,15			EK42098	31,37
										SX239.801,43	117,06			IRIS420RX98	53,04
										SX231.801,43	73,58			JTC420HDR98	40,56
			Norwegia	1992		13	JTF563,13	12,93	30	JTR801,30	28,74	420	88	DID420D88	44,00
50	PV50									SX6143.801,30	209,15			EK42088	28,17
										SX239.801,30	117,06			IRIS420RX88	47,63
										SX231.801,30	73,58			JTC420HDR88	36,42
			Japonia	1990	1991	12	JTF413,12	15,53	43	JTR801,43	46,92	420	126	DID420D126	63,00
50	RG50 EW1-4,EWH,EWWH,EWJ,EWCJ/L									SX6143.801,43	209,15			EK420126	40,33
										SX239.801,43	117,06			IRIS420RX126	68,19
										SX231.801,43	73,58			JTC420HDR126	52,15
				1981	1982	12	JTF429,12	13,64	41	JTR801,41	42,43	420	92	DID420NZ392	94,76
50	RM50									SX6143.801,41	209,15			EK420SH92	87,04
										SX239.801,41	117,06			IRIS420RX92	49,79
										SX231.801,41	73,58			JTC420HDR92	38,07
50	RMX50			1997	1999	12	JTF413,12	15,53	50	JTR799,50	71,22	420			
			Francja			15	JTF563,15	14,29	32	JTR801,32	29,17	420	96	DID420D96	48,00
50	RV50									SX6143.801,32	209,15			EK42096	30,73
										SX239.801,32	117,06			IRIS420RX96	51,95
										SX231.801,32	73,58			JTC420HDR96	39,73
						14	JTF563,14	12,93	32	JTR801,32	29,17	420			
50	RV50 C									SX6143.801,32	209,15				
										SX239.801,32	117,06				
										SX231.801,32	73,58				
						13	JTF563,13	12,93	38	JTR801,38	36,86	420			
50	RV50 K,LM,A									SX6143.801,38	209,15				
										SX239.801,38	117,06				
										SX231.801,38	73,58				
			Norwegia	1980	1983	12	JTF563,12	12,39	54	JTR801,54	71,06	420	116	DID420D116	58,00
50	TS50 ER									SX6143.801,54	209,15			EK420116	37,13
										SX239.801,54	117,06			IRIS420RX116	62,78
										SX231.801,54	73,58			JTC420HDR116	48,01
			Niemcy	1979	1981	11	JTF563,11	12,39	50	JTR801,50	46,49	420	114	DID420D114	57,00
50	TS50 ERK,N,T,X									SX6143.801,50	209,15			EK420114	36,49
										SX239.801,50	117,06			IRIS420RX114	61,70
										SX231.801,50	73,58			JTC420HDR114	47,18
				1980	1984	12	JTF563,12	12,39	49	JTR801,49	56,99	420	114	DID420D114	57,00
50	TS50 ERN,T,X,Z,K									SX6143.801,49	209,15			EK420114	36,49
										SX239.801,49	117,06			IRIS420RX114	61,70
										SX231.801,49	73,58			JTC420HDR114	47,18
				1979		12	JTF563,12	12,39	45	JTR801,45	49,84	420	112	DID420D112	56,00
50	TS50 KC,KM									SX6143.801,45	209,15			EK420112	35,85
										SX239.801,45	117,06			IRIS420RX112	60,61
										SX231.801,45	73,58			JTC420HDR112	46,35
				1979		12	JTF563,12	12,39	47	JTR801,47	50,28	420	112	DID420D112	56,00
50	TS50 KN									SX6143.801,47	209,15			EK420112	35,85
										SX239.801,47	117,06			IRIS420RX112	60,61
										SX231.801,47	73,58			JTC420HDR112	46,35
		SA11A	Japonia	1986		12	JTF413,12	15,53				420	120	DID420D120	60,00
50	TS50 W 2-4													EK420120	38,41
														IRIS420RX120	64,94
														JTC420HDR120	49,66
				1984	2000	12	JTF413,12	15,53	51	JTR801,51	60,34	420	124	DID420D124	62,00
50	TSX50 (TS50XK-)									SX6143.801,51	209,15			EK420124	39,69
										SX239.801,51	117,06			IRIS420RX124	67,11
										SX231.801,51	73,58			JTC420HDR124	51,32
			Niemcy	1992	1996	12	JTF413,12	15,53	54	JTR801,54	71,06	420	126	DID420D126	63,00
50	TSX50 (TS50XK-N,P,R)									SX6143.801,54	209,15			EK420126	40,33
										SX239.801,54	117,06			IRIS420RX126	68,19
										SX231.801,54	73,58			JTC420HDR126	52,15
			Niemcy	1979	1981	10	JTF563,10	tel.	45	JTR801,45	49,84	420	110	DID420D110	55,00
50	ZR50 K/N (X1E)									SX6143.801,45	209,15			EK420110	35,21
										SX239.801,45	117,06			IRIS420RX110	59,53
										SX231.801,45	73,58			JTC420HDR110	45,52
				1980	1984	12	JTF563,12	12,39	45	JTR801,45	49,84	420	112	DID420D112	56,00
50	ZR50 K-N,X									SX6143.801,45	209,15			EK420112	35,85
										SX239.801,45	117,06			IRIS420RX112	60,61
										SX231.801,45	73,58			JTC420HDR112	46,35
			Norwegia	1982		11	JTF563,11	12,39	48	JTR801,48	56,99	420	112	DID420D112	56,00
50	ZR50 SK									SX6143.801,48	209,15			EK420112	35,85
										SX239.801,48	117,06			IRIS420RX112	60,61
										SX231.801,48	73,58			JTC420HDR112	46,35
				1984	1988	11	JTF563,11	12,39	46	JTR801,46	49,84	420	112	DID420D112	56,00
50	ZR50 SK-E,F,X,H									SX6143.801,46	209,15			EK420112	35,85
										SX239.801,46	117,06			IRIS420RX112	60,61
										SX231.801,46	73,58			JTC420HDR112	46,35
			Norwegia	1983		11	JTF563,11	12,39	47	JTR801,47	50,28	420	112	DID420D112	56,00
50	ZR50 SL									SX6143.801,47	209,15			EK420112	35,85
										SX239.801,47	117,06			IRIS420RX112	60,61
										SX231.801,47	73,58			JTC420HDR112	46,35
			Francja			12	JTF429,12	13,64	45	JTR801,45	49,84	420	112	DID420D112	56,00
50	ZR50 SL GT CHOPPER									SX6143.801,45	209,15			EK420112	35,85
										SX239.801,45	117,06			IRIS420RX112	60,61
										SX231.801,45	73,58			JTC420HDR112	46,35
			Norwegia	1980		10	JTF562,10	12,34	44	JTR801,44	46,92	420	112	DID420D112	56,00
50	ZR50 X1									SX6143.801,44	209,15			EK420112	35,85
										SX239.801,44	117,06			IRIS420RX112	60,61
										SX231.801,44	73,58			JTC420HDR112	46,35
50	ZRS 50 RG		Francja			12	JTF429,12	13,64	46	JTR801,46	49,84	420	112	DID420D112	56,00
										SX6143.801,46	209,15			EK420112	35,85

Poj. [cm3]	Model	Kod	Kraj	Rok od	Rok do	Zębatka przód			Zębatka tył			Łańcuch			
						JT			JT / Supersprox			DID / EK / IRIS / JT			
						Lz	Nr katalogowy	Cena	Lz	Nr katalogowy	Cena	Szer.	Dł.	Nr katalogowy	Cena
SUZUKI															
50	ZRS 50 RG		Francja						SX239.801,46	117,06			IRIS420RX112	60,61	
									SX231.801,46	73,58			JTC420HDR112	46,35	
				2003		13	JTF546,13	12,93	44	JTR464,44	56,77	420	104	DID420NZ3104	107,12
60	RM60 K3													EK420SH104	98,39
														IRIS420RX104	56,28
														JTC420HDR104	43,04
				2003	2005	13	JTF546,13	12,93	47	JTR1465,47	58,29	420	110	DID420NZ3110	113,30
65	RM65 K3-K5								SX6143.455,47	209,15			EK420SH110	104,07	
									SX239.455,47	117,06			IRIS420RX110	59,53	
									SX231.455,47	73,58			JTC420HDR110	45,52	
				2003	2005	13	JTF555,13	17,21	47	JTR1466,47	64,35	428	110	DID428NZ110	154,00
65	RM65 K3-K5 KONWERSJA 428													EK428SHDR110	134,79
														IRIS428RX110	83,34
														JTC428HDR110	56,75
				2008	2010	13	JTF428,13	13,75				428	78	DID428NZ78	109,20
70	DR-Z70													EK428SHDR78	95,58
														IRIS428RX78	59,10
														JTC428HDR78	40,24
				1975	1987	14	JTF563,14	12,93	34	JTR801,34	31,06	420	112	DID420D112	56,00
70	FR70								SX6143.801,34	209,15			EK420112	35,85	
									SX239.801,34	117,06			IRIS420RX112	60,61	
									SX231.801,34	73,58			JTC420HDR112	46,35	
				1982	2003	12	JTF428,12	13,75	34	JTR802,34	36,86	428	96	DID428NZ96	134,40
80	DS80 ALL													EK428SHDR96	117,64
														IRIS428RX96	72,74
														JTC428HDR96	49,53
						14	JTF563,14	12,93	34	JTR801,34	31,06	420	104	DID420D104	52,00
80	FR80 B								SX6143.801,34	209,15			EK420104	33,29	
									SX239.801,34	117,06			IRIS420RX104	56,28	
									SX231.801,34	73,58			JTC420HDR104	43,04	
						14	JTF563,14	12,93	34	JTR801,34	31,06	420	106	DID420D106	53,00
80	FR80 N,Z,D								SX6143.801,34	209,15			EK420106	33,93	
									SX239.801,34	117,06			IRIS420RX106	57,37	
									SX231.801,34	73,58			JTC420HDR106	43,87	
				1981	1982	14	JTF428,14	14,29	40	JTR802,40	37,45	428	110	DID428D110	67,10
80	GT80 E,X3													EK428110	36,46
														IRIS428RX110	83,34
														JTC428HDR110	56,75
				1981	1982	14	JTF428,14	14,29	38	JTR802,38	43,57	428	110	DID428D110	67,10
80	GT80 L,X													EK428110	36,46
														IRIS428RX110	83,34
														JTC428HDR110	56,75
				1982	2003	12	JTF428,12	13,75	34	JTR802,34	36,86	428	96	DID428NZ96	134,40
80	JR80													EK428SHDR96	117,64
														IRIS428RX96	72,74
														JTC428HDR96	49,53
				2004		12	JTF428,12	13,75	34	JTR802,34	36,86	428	112	DID428NZ112	156,80
80	JR80													EK428SHDR112	137,24
														IRIS428RX112	84,86
														JTC428HDR112	57,78
				1987	1988							428	44	DID428NZ44	61,60
80	LT80 H/J QUADSPORT													EK428SHDR44	53,92
														IRIS428RX44	33,34
														JTC428HDR44	22,70
				1989	2006	10	JTF1407,10	30,42	22	JTR1795,22	57,31	520	36	DID520ATV36	109,44
80	LT80 K,L,M,N,P,R,S,T,V,W,X,Y,K1-K6 QUADSPORT													EK520SRX36	98,76
														IRIS520HTP36	93,48
														JTC520X1R36	72,51
				1988	1993	14	JTF425,14	13,96	48	JTR810,48	69,27	428	130	DID428D130	79,30
80	RG80													EK428130	43,09
														IRIS428RX130	98,50
														JTC428HDR130	67,07
						15	JTF428,15	14,29	43	JTR802,43	57,20	428	112	DID428D112	68,32
80	RG80													EK428112	37,12
														IRIS428RX112	84,86
														JTC428HDR112	57,78
		NC11A	Niemcy	1985	1994	15	JTF425,15	14,77	49	JTR810,49	69,27	428	130	DID428D130	79,30
80	RG80 C-F/M GAMMA													EK428130	43,09
														IRIS428RX130	98,50
														JTC428HDR130	67,07
				1986	1987	14	JTF425,14	13,96	47	JTR810,47	61,64	428	132	DID428D132	80,52
80	RG80 GAMMA													EK428132	43,75
														IRIS428RX132	100,01
														JTC428HDR132	68,10
				1983	1985	14	JTF416,14	13,75	56	JTR798,56	14,19	428	136	DID428NZ136	190,40
80	RM80 HD,HE,HF								SX6143.998,56	209,15			EK428SHDR136	166,65	
									SX239.998,56	117,06			IRIS428RX136	103,04	
									SX231.998,56	83,44			JTC428HDR136	70,17	
				1979	1981	13	JTF428,13	13,75	48	JTR802,48	68,14	428	110	DID428NZ110	154,00
80	RM80 N,T,X													EK428SHDR110	134,79
														IRIS428RX110	83,34
														JTC428HDR110	56,75
				1997	2001	13	JTF416,13	12,93	48	JTR798,48	68,57	428	118	DID428NZ118	165,20
80	RM80 V,W,X,Y,K1 (DUŻE KOŁA)								SX6143.998,48	209,15			EK428SHDR118	144,60	
									SX239.998,48	117,06			IRIS428RX118	89,41	
									SX231.998,48	83,44			JTC428HDR118	60,88	
				1983		14	JTF416,14	13,75	50	JTR798,50	69,11	428	132	DID428NZ132	184,80
80	RM80 XD (MAŁE KOŁA)								SX6143.998,50	209,15			EK428SHDR132	161,75	
									SX239.998,50	117,06			IRIS428RX132	100,01	
									SX231.998,50	83,44			JTC428HDR132	68,10	
				1984	1985	14	JTF416,14	13,75	44	JTR798,44	61,10	428	132	DID428NZ132	184,80
80	RM80 XE,XF (MAŁE KOŁA)								SX6143.998,44	209,15			EK428SHDR132	161,75	
									SX239.998,44	117,06			IRIS428RX132	100,01	
									SX231.998,44	83,44			JTC428HDR132	68,10	
				1986	1988	14	JTF413,14	17,53				420	120	DID420NZ3120	123,60
80	RM80 XG,XH,XJ													EK420SH120	113,53
														IRIS420RX120	64,94
														JTC420HDR120	49,66
				1986	1988	14	JTF416,14	13,75	50	JTR798,50	69,11	428	120	DID428NZ120	168,00
80	RM80 XG,XH,XJ KONWERSJA 428								SX61						

NAPÉD

Poj. [cm3]	Model	Kod	Kraj	Rok od	Rok do	Zębatka przód			Zębatka tył			Łańcuch				
						JT		Cena	JT / Supersprox		Cena	Szer.	Dł.	DID / EK / IRIS / JT		
Lz	Nr katalogowy	Lz	Nr katalogowy	Lz	Nr katalogowy	Nr katalogowy	Cena									
SUZUKI																
100	TC100			1972	1977	13	JTF1467,13	17,97	47	JTR809,47	61,43	428	124	DID428NZ124	173,60	
														EK428SHDR124	151,95	
														IRIS428RX124	93,95	
														JTC428HDDR124	63,98	
100	TF100			1981		13	JTF1263,13	14,07	53	JTR809,53	78,85	428	118	DID428NZ118	165,20	
														EK428SHDDR118	144,60	
														IRIS428RX118	89,41	
														JTC428HDDR118	60,88	
100	TS100			1973	1977	14	JTF416,14	13,75	44	JTR809,44	57,42	428	114	DID428D114	69,54	
														EK428114	37,79	
														IRIS428RX114	86,37	
														JTC428HDDR114	58,82	
100	TS100 ER		Norwegia	1981		14	JTF418,14	15,10	49	JTR809,49	69,27	428	122	DID428D122	74,42	
														EK428122	40,44	
														IRIS428RX122	92,44	
														JTC428HDDR122	62,94	
100	TS100 ER-N,T,X			1979	1982	14	JTF416,14	13,75	44	JTR809,44	57,42	428	114	DID428D114	69,54	
														EK428114	37,79	
														IRIS428RX114	86,37	
														JTC428HDDR114	58,82	
100	TS100 ERZ			1982	1984	14	JTF416,14	13,75	44	JTR804,44	57,20	428	118	DID428D118	71,98	
														EK428118	39,11	
														IRIS428RX118	89,41	
														JTC428HDDR118	60,88	
100	TS100 ERZ			1982	1984	14	JTF416,14	13,75	45	JTR804,45	60,99	428	120	DID428D120	73,20	
														EK428120	39,77	
														IRIS428RX120	90,92	
														JTC428HDDR120	61,91	
100	TS100 K,L,M			1977	1979	13	JTF416,13	12,93	49	JTR809,49	69,27	428	124	DID428D124	75,64	
														EK428124	41,10	
														IRIS428RX124	93,95	
														JTC428HDDR124	63,98	
110	DR-Z110 K3,K4			2003	2004	14	JTF249,14	12,93	33	JTR801,33	30,14	420	86	DID420NZ386	88,58	
														EK420SH86	81,36	
														IRIS420RX86	46,54	
														JTC420HDDR86	35,59	
110	DR-Z110 K5			2005		14	JTF249,14	12,93	33	JTR801,33	30,14	420	86	DID420NZ386	88,58	
														EK420SH86	81,36	
														IRIS420RX86	46,54	
														JTC420HDDR86	35,59	
120	B120			1971	1977	14	JTF425,14	13,96	31	JTR810,31	42,43	428	106	DID428D106	64,66	
														EK428106	35,13	
														IRIS428RX106	80,31	
														JTC428HDDR106	54,69	
120	RGV120		Grecja			13	JTF428,13	13,75	42	JTR802,42	50,28	428	126	DID428D126	76,86	
														EK428126	41,76	
														IRIS428RX126	95,47	
														JTC428HDDR126	65,01	
125	ALT125 D,E,F,G			1983	1986	13	JTF426,13	14,29				428	90	DID428NZ90	126,00	
														EK428SHDR90	110,29	
														IRIS428RX90	68,19	
														JTC428HDDR90	46,43	
125	DF125			1983		13	JTF426,13	14,29	53	JTR804,53	78,42	428	136	DID428NZ136	190,40	
														EK428SHDDR136	166,65	
														IRIS428RX136	103,04	
														JTC428HDDR136	70,17	
125	DR125 S	SF42A		1980	1985	14	JTF426,14	15,10	47	JTR809,47	61,43	428	122	DID428VX122	272,06	
														EK428SROZ122	249,32	
														IRIS428HTP122	229,22	
														JTC428HDDR122	62,94	
125	DR125 S RAIDER	SF44A		1985	1994	16	JTF409,16	59,32	53	JTR809,53	78,85	428	134	DID428VX134	298,82	
														EK428SROZ134	273,84	
														IRIS428HTP134	251,77	
														JTC428HDDR134	69,14	
125	DR125 SE R/S/T/V/W/X/Y			1994	2000	16	JTF409,16	59,32	53	JTR809,53	78,85	428	134	DID428VX134	298,82	
														EK428SROZ134	273,84	
														IRIS428HTP134	251,77	
														JTC428HDDR134	69,14	
125	DR125 SM			2008	2009	16	JTF1263,16	15,64	50	JTR805,50	78,31	428	130	DID428VX130	289,90	
														EK428SROZ130	265,67	
														IRIS428HTP130	244,25	
														JTC428HDDR130	67,07	
125	DR-Z125 K3-K9,L0			2003	2010	14	JTF409,14	tel.	51	JTR797,51	110,95	428	134	DID428VX134	298,82	
														EK428SROZ134	273,84	
														IRIS428HTP134	251,77	
														JTC428HDDR134	69,14	
125	DR-Z125 L K3-K9,L0			2003	2010	14	JTF409,14	tel.	57	JTR797,57	110,95	428	134	DID428VX134	298,82	
														EK428SROZ134	273,84	
														IRIS428HTP134	251,77	
														JTC428HDDR134	69,14	
125	FL125 SDW-K7,K8,K9 ADDRESS			2007	2009	14	JTF273,14	15,10	34	JTR802,34	36,86	428	100	DID428VX100	223,00	
														EK428SROZ100	204,36	
														IRIS428HTP100	187,89	
														JTC428HDDR100	51,59	
125	GN125	NF41A	Francja	1992	1998	14	JTF426,14	15,10	41	JTR810,41	50,49	428	114	DID428VX114	254,22	
														EK428SROZ114	232,97	
														IRIS428HTP114	214,19	
														JTC428HDDR114	58,82	
125	GN125			1992	1998	14	JTF426,14	15,10	42	JTR810,42	50,49	428	114	DID428VX114	254,22	
														EK428SROZ114	232,97	
														IRIS428HTP114	214,19	
														JTC428HDDR114	58,82	
125	GN125		Niemcy	1997	1999	14	JTF410,14	46,11	41	JTR810,41	50,49	428	124	DID428VX124	276,52	
														EK428SROZ124	253,41	
														IRIS428HTP124	232,98	
														JTC428HDDR124	63,98	
125	GN125			1999	2000	14	JTF426,14	15,10	42	JTR810,42	50,49	428	124	DID428VX124	276,52	
														EK428SROZ124	253,41	
														IRIS428HTP124	232,98	
														JTC428HDDR124	63,98	
125	GN125 R (80 KMH)		Niemcy	1994	1996	12	JTF426,12	14,29	42	JTR810,42	50,49	428	114	DID428VX114	254,22	
														EK428SROZ114	232,97	

Poj. [cm3]	Model	Kod	Kraj	Rok od	Rok do	Zębatka przód			Zębatka tył			Łańcuch			
						JT			JT / Supersprox			DID / EK / IRIS / JT			
						Lz	Nr katalogowy	Cena	Lz	Nr katalogowy	Cena	Szer.	Dł.	Nr katalogowy	Cena
125	GN125 R (80 KM/H)		Niemcy	1994	1996									IRIS428HTP114	214,19
														JTC428HDR114	58,82
				1980	1989	15	JTF425,15	14,77	41	JTR810,41	50,49	428	118	DID428VX118	263,14
125	GP125 ALL													EK428SROZ118	241,15
														IRIS428HTP118	221,71
														JTC428HDR118	60,88
125	GS125		Niemcy	1997	1998	14	JTF410,14	46,11	43	JTR810,43	57,85	428			
				1979	1982	14	JTF426,14	15,10	42	JTR810,42	50,49	428	116	DID428VX116	258,68
125	GS125 (HAMULEC BĘBNOWY)													EK428SROZ116	237,06
														IRIS428HTP116	217,95
														JTC428HDR116	59,85
				1997	2000	14	JTF426,14	15,10	43	JTR810,43	57,85	428	124	DID428VX124	276,52
125	GS125 ES													EK428SROZ124	253,41
														IRIS428HTP124	232,98
														JTC428HDR124	63,98
				1983	1996	14	JTF426,14	15,10	43	JTR810,43	57,85	428	116	DID428VX116	258,68
125	GS125 ES (HAMULEC TARCZOWY)													EK428SROZ116	237,06
														IRIS428HTP116	217,95
														JTC428HDR116	59,85
				1974	1981	13	JTF416,13	12,93	50	JTR810,50	59,75	428	122	DID428VX122	272,06
125	GT125 A,B,C,N,L													EK428SROZ122	249,32
														IRIS428HTP122	229,22
														JTC428HDR122	62,94
						14	JTF425,14	13,96	47	JTR810,47	61,64	428	124	DID428VX124	276,52
125	GT125 M													EK428SROZ124	253,41
														IRIS428HTP124	232,98
														JTC428HDR124	63,98
				1998	2010	15	JTF410,15	46,11	45	JTR1794,45	64,46	428	132	DID428VX132	294,36
125	GZ125 MARAUDER													EK428SROZ132	269,76
														IRIS428HTP132	248,01
														JTC428HDR132	68,10
			Niemcy	1998	2006	14	JTF410,14	46,11	45	JTR1794,45	64,46	428	132	DID428VX132	294,36
125	GZ125 MARAUDER (80 KM/H)													EK428SROZ132	269,76
														IRIS428HTP132	248,01
														JTC428HDR132	68,10
				1983	1987	13	JTF426,13	14,29				428	90	DID428NZ90	126,00
125	LT125 D/E/F/G/H													EK428SHDR90	110,29
														IRIS428RX90	68,19
														JTC428HDR90	46,43
				1992		16	JTF425,16	16,07	47	JTR1806,47	87,89	428	130	DID428VX130	289,90
125	RG125 FU-N RACE REPLIC													EK428SROZ130	265,67
														IRIS428HTP130	244,25
														JTC428HDR130	67,07
		NF13B,E		1992	1994	16	JTF425,16	16,07	47	JTR1806,47	87,89	428	130	DID428VX130	289,90
125	RG125 FU-N,PR WOLF													EK428SROZ130	265,67
														IRIS428HTP130	244,25
														JTC428HDR130	67,07
		NF13B,E		1992	1994	14	JTF422,14	27,71	41	JTR1825,41	81,45	520			
125	RG125 FU-N,PR WOLF KONWERSJA 520									SX6143.1825,41	230,06				
										SX239.1825,41	125,38				
										SX231.1825,41	98,11				
				1993	1996	16	JTF425,16	16,07	47	JTR1806,47	87,89	428	132	DID428VX132	294,36
125	RG125 FU-P,R,S,T RACE REPLIC													EK428SROZ132	269,76
														IRIS428HTP132	248,01
														JTC428HDR132	68,10
				1986	1992	15	JTF425,15	14,77	42	JTR810,42	50,49	428	128	DID428VX128	285,44
125	RG125 UC-G,H,J,K,L,M,N (12BHP)													EK428SROZ128	261,58
														IRIS428HTP128	240,49
														JTC428HDR128	66,04
				1976	1977	14	JTF426,14	15,10	60	JTR809,60	78,85	428	132	DID428NZ132	184,80
125	RM125 A,B													EK428SHDR132	161,75
														IRIS428RX132	100,01
														JTC428HDR132	68,10
				1978		14	JTF426,14	15,10				428	132	DID428NZ132	184,80
125	RM125 C													EK428SHDR132	161,75
														IRIS428RX132	100,01
														JTC428HDR132	68,10
				1983		12	JTF427,12	38,64	51	JTR808,51	106,13	520	114	DID520ERT2114	261,06
125	RM125 D									SX6143.808,51	230,06			EK520MRD6114	220,02
										SX239.808,51	125,38			IRIS520RXP114	206,51
										SX231.808,51	98,11			JTC520HDR114	108,51
				1984		12	JTF427,12	38,64	51	JTR808,51	106,13	520	116	DID520ERT2116	265,64
125	RM125 E									SX6143.808,51	230,06			EK520MRD6116	223,88
										SX239.808,51	125,38			IRIS520RXP116	210,13
										SX231.808,51	98,11			JTC520HDR116	110,42
				1985		12	JTF427,12	38,64	49	JTR808,49	97,74	520	116	DID520ERT2116	265,64
125	RM125 F									SX6143.808,49	230,06			EK520MRD6116	223,88
										SX239.808,49	125,38			IRIS520RXP116	210,13
										SX231.808,49	98,11			JTC520HDR116	110,42
				1986		12	JTF427,12	38,64	51	JTR808,51	106,13	520	116	DID520ERT2116	265,64
125	RM125 G									SX6143.808,51	230,06			EK520MRD6116	223,88
										SX239.808,51	125,38			IRIS520RXP116	210,13
										SX231.808,51	98,11			JTC520HDR116	110,42
				1987		12	JTF427,12	38,64	53	JTR808,53	108,24	520	116	DID520ERT2116	265,64
125	RM125 H									SX6143.808,53	230,06			EK520MRD6116	223,88
										SX239.808,53	125,38			IRIS520RXP116	210,13
										SX231.808,53	98,11			JTC520HDR116	110,42
				1988	1991	13	JTF427,13	38,64	51	JTR808,51	106,13	520	114	DID520ERT2114	261,06
125	RM125 J,K,L,M									SX6143.808,51	230,06			EK520MRD6114	220,02
										SX239.808,51	125,38			IRIS520RXP114	206,51
										SX231.808,51	98,11			JTC520HDR114	108,51
				2006	2009	12	JTF427,12	38,64	51	JTR808,51	106,13	520	114	DID520ERT2114	261,06
125	RM125 K6,K7,K8,K9									SX6143.808,51	230,06			EK520MRD6114	220,02
										SX239.808,51	125,38			IRIS520RXP114	206,51
										SX231.808,51	98,11			JTC520HDR114	108,51
				1979		14	JTF426,14	15,10				428	132	DID428NZ132	184,80
125	RM125 N													EK428SHDR132	161,75
														IRIS428RX132	100,01
														JTC428HDR132	68,10
				1992	1996	12	JTF427,12	38,64	49	JTR808,49	97,74	520	114	DID520ERT2114	261,06
125	RM125 N,P,R,S,T									SX6143.808,49	230,06			EK520MRD6114	220,02
										SX239.808,49	125,38			IRIS520RXP114	206,51
										SX231.808,49	98,11			JTC520HDR114	108,51
125	RM125 T,X,Z									JTR808,51	106,13	520	112	DID520ERT2112	256,48

Poj. [cm3]	Model	Kod	Kraj	Rok od	Rok do	Zębatka przód			Zębatka tył			Łańcuch			
						JT		Cena	Lz	JT / Supersprox		Cena	Szer.	Dł.	DID / EK / IRIS / JT
Lz	Nr katalogowy	Lz	Nr katalogowy	Cena	Szer.	Dł.	Nr katalogowy			Cena					
SUZUKI															
125	RM125 T,X,Z			1980	1982					SX6143.808,51	230,06			EK520MRD6112	216,16
										SX239.808,51	125,38			IRIS520RXP112	202,88
										SX231.808,51	98,11			JTC520HDR112	106,61
125	RM125 V,W,X			1997	1999	12	JTF427,12	38,64	50	JTR808,50	102,45	520	114	DID520ERT2114	261,06
										SX6143.808,50	230,06			EK520MRD6114	220,02
										SX239.808,50	125,38			IRIS520RXP114	206,51
										SX231.808,50	98,11			JTC520HDR114	108,51
125	RM125 Y,K1,K2,K3,K4,K5			2000	2005	12	JTF427,12	38,64	49	JTR808,49	97,74	520	114	DID520ERT2114	261,06
										SX6143.808,49	230,06			EK520MRD6114	220,02
										SX239.808,49	125,38			IRIS520RXP114	206,51
										SX231.808,49	98,11			JTC520HDR114	108,51
125	RV125					15	JTF425,15	14,77	50	JTR810,50	59,75	428	124	DID428VX124	276,52
														EK428SROZ124	253,41
														IRIS428HTP124	232,98
														JTC428HDR124	63,98
125	RV125 K3,K4,K5,K6 VAN VAN			2003	2006	15	JTF425,15	14,77	51	JTR1796,51	72,52	428	134	DID428VX134	298,82
														EK428SROZ134	273,84
														IRIS428HTP134	251,77
														JTC428HDR134	69,14
125	RV125 K7,K8,K9,L0 VAN VAN					2007	2010	15	JTF425,15	14,77	49		134	DID428VX134	298,82
														EK428SROZ134	273,84
														IRIS428HTP134	251,77
														JTC428HDR134	69,14
125	TF125			1981		13	JTF1263,13	14,07	53	JTR809,53	78,85	428	118	DID428NZ118	165,20
														EK428SHDR118	144,60
														IRIS428RX118	89,41
														JTC428HDR118	60,88
125	TS125 C,ER-N,T,X			1978	1982	15	JTF425,15	14,77	44	JTR809,44	57,42	428	114	DID428VX114	254,22
														EK428SROZ114	232,97
														IRIS428HTP114	214,15
														JTC428HDR114	58,82
125	TS125 ERZ			1982	1984	15	JTF425,15	14,77	45	JTR804,45	60,99	428	118	DID428VX118	263,14
														EK428SROZ118	241,15
														IRIS428HTP118	221,71
														JTC428HDR118	60,88
125	TS125 K,L,M,A,B,C			1973	1977	15	JTF425,15	14,77	50	JTR809,50	59,21	428	118	DID428VX118	263,14
														EK428SROZ118	241,15
														IRIS428HTP118	221,71
														JTC428HDR118	60,88
125	TSR125 (TS125RK)	SF15A		1989		17	JTF425,17	20,78	50	JTR805,50	78,31	428	130	DID428VX130	289,90
														EK428SROZ130	265,67
														IRIS428HTP130	244,25
														JTC428HDR130	67,07
125	TSR125 (TS125R-L,M,N,PR,S,T)	SF15A		1990	1996	15	JTF425,15	14,77	50	JTR805,50	78,31	428	130	DID428VX130	289,90
														EK428SROZ130	265,67
														IRIS428HTP130	244,25
														JTC428HDR130	67,07
125	TSR125(TS125R-L/R) KONWERSJA 520	SF15A		1990	1994	12	JTF422,12	26,36	39	JTR808,39	85,78	520	106	DID520VX106	273,48
										SX6143.808,39	230,06			EK520MVXZ106	327,85
										SX239.808,39	125,38			IRIS520HTP106	275,25
										SX231.808,39	98,11			JTC520X1R106	213,45
125	TSX125 LC (TS125X) ALL			1984	1991	14	JTF416,14	13,75	50	JTR805,50	78,31	428	126	DID428VX126	280,98
														EK428SROZ126	257,50
														IRIS428HTP126	236,74
														JTC428HDR126	65,01
125	TU125 XT			1999	2000	14	JTF410,14	46,11	41	JTR810,41	50,49	428	114	DID428VX114	254,22
														EK428SROZ114	232,97
														IRIS428HTP114	214,15
														JTC428HDR114	58,82
125	VL125 INTRUDER LC			2000	2007	14	JTF410,14	46,11	56	JTR1806,56	90,92	428	142	DID428VX142	316,66
														EK428SROZ142	290,19
														IRIS428HTP142	266,80
														JTC428HDR142	73,26
160	LT160 E K/L/M/N/P QUADRUNNER			1989	1992	11	JTF1439,11	31,17	39	JTR1826,39	86,70	520	84	DID520ATV84	255,36
										SX6143.1826,39	230,06			EK520SRX84	230,45
										SX239.1826,39	125,38			IRIS520HTP84	218,12
										SX231.1826,39	98,11			JTC520X1R84	169,18
160	LT-F160 K2,K3,K4 QUADRUNNER			2002	2004	11	JTF1439,11	31,17	39	JTR1826,39	86,70	520	84	DID520ATV84	255,36
										SX6143.1826,39	230,06			EK520SRX84	230,45
										SX239.1826,39	125,38			IRIS520HTP84	218,12
										SX231.1826,39	98,11			JTC520X1R84	169,18
160	LT-F160 M,N,PR,S,T,V,W,X,Y,K1			1991	2001	11	JTF1439,11	31,17	39	JTR1826,39	86,70	520	84	DID520ATV84	255,36
										SX6143.1826,39	230,06			EK520SRX84	230,45
										SX239.1826,39	125,38			IRIS520HTP84	218,12
										SX231.1826,39	98,11			JTC520X1R84	169,18
175	PE175 N			1979		12	JTF427,12	38,64	48	JTR822,48	108,24	520	106	DID520VX106	273,48
										SX6143.822,48	230,06			EK520SRX106	290,81
										SX239.822,48	125,38			IRIS520HTP106	275,25
										SX231.822,48	98,11			JTC520X1R106	213,45
175	PE175 T,X			1980	1981	12	JTF427,12	38,64	48	JTR1785,48	123,23	520	106	DID520VX106	273,48
														EK520SRX106	290,81
														IRIS520HTP106	275,25
														JTC520X1R106	213,45
175	PE175 Z,DE			1982	1984	12	JTF427,12	38,64	48	JTR1785,48	123,23	520	110	DID520VX110	283,80
														EK520SRX110	301,78
														IRIS520HTP110	285,64
														JTC520X1R110	221,55
185	ALT185 F			1985		12	JTF1439,12	31,17				520	72	DID520DZ72	118,08
														EK520MRD672	138,96
														IRIS520RXP72	130,43
														JTC520HDR72	68,53
185	GT185			1974	1979	14	JTF422,14	27,71	38	JTR815,38	84,10	520	102	DID520VX102	263,16
														EK520MVXZ102	315,47
														IRIS520HTP102	264,86
														JTC520X1R102	205,44
185	LT185 E,F,G,H			1984	1987	12	JTF1439,12	31,17				520	72	DID520ATV72	218,88
														EK520SRX72	197,53
														IRIS520HTP72	186,96
														JTC520X1R72	145,01
185	TF185			1981		12	JTF422,12	26,36	46	JTR811,46	89,57	520	100	DID520VX100	258,00
														EK520SRX100	274,34
														IRIS520HTP100	259,67

Poj. [cm3]	Model	Kod	Kraj	Rok od	Rok do	Zębatka przód			Zębatka tył			Łańcuch			
						JT			JT / Supersprox			DID / EK / IRIS / JT			
						Lz	Nr katalogowy	Cena	Lz	Nr katalogowy	Cena	Szer.	Dł.	Nr katalogowy	Cena
185	TF185			1981										JTC520X1R100	201,41
				1979	1984	12	JTF422,12	26,36	39	JTR811,39	76,85	520	96	DID520VX96	247,68
185	TS185 ALL													EK520MVXZ96	296,92
														IRIS520HTP96	249,28
														JTC520X1R96	193,35
200	DR200S- G,H,J,K,M			1986	1991	15	JTF432SC,15	54,74	46	JTR811,46	89,57	520	112	DID520VX112	288,96
														EK520MVXZ112	346,40
														IRIS520HTP112	290,83
														JTC520X1R112	225,58
200	DR200SE-T,V,W,X,Y,K1-K9,L0			1996	2010	15	JTF432SC,15	54,74	45	JTR811,45	89,57	520	112	DID520VX112	288,96
														EK520MVXZ112	346,40
														IRIS520HTP112	290,83
														JTC520X1R112	225,58
200	GT200 EX (X5)			1979	1982	12	JTF422,12	26,36	35	JTR815,35	74,85	520	98	DID520VX98	252,84
														EK520MVXZ98	303,10
														IRIS520HTP98	254,48
														JTC520X1R98	197,38
200	SB200 N,X			1979	1981	12	JTF422,12	26,36	35	JTR815,35	74,85	520	98	DID520VX98	252,84
														EK520MVXZ98	303,10
														IRIS520HTP98	254,48
														JTC520X1R98	197,38
200	TSR200 (TS200 RM,RP)	SH12A		1990	1992	15	JTF1408,15	44,81	39	JTR808,39	85,78	520	106	DID520VX106	273,48
										SX6143.808,39	230,06			EK520MVXZ106	327,85
										SX239.808,39	125,38			IRIS520HTP106	275,25
										SX231.808,39	98,11			JTC520X1R106	213,49
230	LT230 E- H,J,K,L,M,N,P			1986	1993	11	JTF1439,11	31,17	41	JTR1826,41	89,57	520	84	DID520ATV84	255,36
										SX6143.1826,41	230,06			EK520SRX84	230,45
										SX239.1826,41	125,38			IRIS520HTP84	218,12
										SX231.1826,41	98,11			JTC520X1R84	169,18
230	LT230 S- F,G,H,J			1985	1988	12	JTF1439,12	31,17	41	JTR1826,41	89,57	520	84	DID520ATV84	255,36
										SX6143.1826,41	230,06			EK520SRX84	230,45
										SX239.1826,41	125,38			IRIS520HTP84	218,12
										SX231.1826,41	98,11			JTC520X1R84	169,18
250	DR250 L,M,N,P OFF ROAD			1990	1993	13	JTF432SC,13	49,60	49	JTR808,49	97,74	520	110	DID520VX110	283,80
										SX6143.808,49	230,06			EK520MVXZ110	340,22
										SX239.808,49	125,38			IRIS520HTP110	285,64
										SX231.808,49	98,11			JTC520X1R110	221,55
250	DR250 L,M,N,P OFF ROAD			1990	1993	13	JTF432SC,13	49,60	49	JTR808,49	97,74	520	110	DID520VX110	283,80
										SX6143.808,49	230,06			EK520SRX110	301,78
										SX239.808,49	125,38			IRIS520HTP110	285,64
										SX231.808,49	98,11			JTC520X1R110	221,55
250	DR250 RS	SJ45A	Japonia	1995		14	JTF432SC,14	49,60				520	108	DID520VX108	278,64
														EK520MVXZ108	334,03
														IRIS520HTP108	280,44
														JTC520X1R108	217,52
250	DR250 S	SJ41A	Japonia		15	JTF434,15	37,45	42	JTR820,42	83,02	83,02	520	102	DID520VX102	263,16
														EK520MVXZ102	315,47
														IRIS520HTP102	264,86
														JTC520X1R102	205,44
250	DR250 SE-P,R OFF ROAD		Australia	1993	1994	14	JTF432SC,14	49,60	47	JTR822,47	106,67	520	108	DID520VX108	278,64
										SX6143.822,47	230,06			EK520MVXZ108	334,03
										SX239.822,47	125,38			IRIS520HTP108	280,44
										SX231.822,47	98,11			JTC520X1R108	217,52
250	DR250 SE-P,R OFF ROAD		Australia	1993	1994	14	JTF432SC,14	49,60	47	JTR822,47	106,67	520	108	DID520VX108	278,64
										SX6143.822,47	230,06			EK520SRX108	296,29
										SX239.822,47	125,38			IRIS520HTP108	280,44
										SX231.822,47	98,11			JTC520X1R108	217,52
250	DR250 SE-PR,S OFF ROAD			1993	1995	14	JTF432SC,14	49,60	42	JTR822,42	99,09	520	108	DID520VX108	278,64
										SX6143.822,42	230,06			EK520MVXZ108	334,03
										SX239.822,42	125,38			IRIS520HTP108	280,44
										SX231.822,42	98,11			JTC520X1R108	217,52
250	DR250 SE-PR,S OFF ROAD			1993	1995	14	JTF432SC,14	49,60	42	JTR822,42	99,09	520	108	DID520VX108	278,64
										SX6143.822,42	230,06			EK520SRX108	296,29
										SX239.822,42	125,38			IRIS520HTP108	280,44
										SX231.822,42	98,11			JTC520X1R108	217,52
250	DR250 S-L,M,N,P			1990	1993	13	JTF432SC,13	49,60	49	JTR822,49	109,70	520	112	DID520VX112	288,96
										SX6143.822,49	230,06			EK520MVXZ112	346,40
										SX239.822,49	125,38			IRIS520HTP112	290,83
										SX231.822,49	98,11			JTC520X1R112	225,58
250	DR250 S-Z,E,F,G,H	SJ41A		1982	1987	14	JTF434,14	37,45	42	JTR820,42	83,02	520	106	DID520VX106	273,48
														EK520MVXZ106	327,85
														IRIS520HTP106	275,25
														JTC520X1R106	213,49
250	DR250 S-Z,E,F,G,H	SJ41A	Australia	1982	1987	15	JTF434,15	37,45	42	JTR820,42	83,02	520	106	DID520VX106	273,48
														EK520MVXZ106	327,85
														IRIS520HTP106	275,25
														JTC520X1R106	213,49
250	DR-Z250 K1,K2,K3,K4,K5,K6,K7			2001	2007	13	JTF432SC,13	49,60	49	JTR808,49	97,74	520	112	DID520VX112	288,96
										SX6143.808,49	230,06			EK520MVXZ112	346,40
										SX239.808,49	125,38			IRIS520HTP112	290,83
										SX231.808,49	98,11			JTC520X1R112	225,58
250	GF250 D			1988		13	JTF434,13	37,45	45	JTR1825,45	89,57	520	106	DID520VX106	273,48
										SX6143.1825,45	230,06			EK520MVXZ106	327,85
										SX239.1825,45	125,38			IRIS520HTP106	275,25
										SX231.1825,45	98,11			JTC520X1R106	213,49
250	GN250 ALL			1982	1999	15	JTF434,15	37,45	41	JTR819/2,41	81,23	520	100	DID520VX100	258,00
														EK520MVXZ100	309,29
														IRIS520HTP100	259,67
														JTC520X1R100	201,41
250	GS250 TT			1979	1980	14	JTF430,14	28,14	47	JTR819,47	91,03	520	106	DID520VX106	273,48
														EK520MVXZ106	327,85
														IRIS520HTP106	275,25
														JTC520X1R106	213,49
250	GSF250		Japonia	1995		13	JTF432SC,13	49,60	49	JTR823,49	104,67	520	116	DID520VX116	299,28
										SX6143.823,49	230,06			EK520MVXZ116	358,78
										SX239.823,49	125,38			IRIS520HTP116	301,22
										SX231.823,49	98,11			JTC520X1R116	233,63
250	GSF250 M,N,P BANDIT	GJ74A	Japonia	1991	1993	13	JTF1439,13	31,17	49	JTR823,49	104,67	520	116	DID520VX116	299,28
										SX6143.823,49	230,06			EK520MVXZ116	358,78
										SX239.823,49	125,38			IRIS520HTP116	301,22
										SX231.823,49	98,11			JTC520X1R116	233,63
250	GSX250 E,ESZ,SZ,ED,EZ KATANA		Niemcy	1982	1984	14	JTF430,14	28,14	47	JTR826,47	84,43	520	110	DID520VX110	283,80
														EK520MVXZ110	340,22
														IRIS520HTP110	285,64

Poj. [cm3]	Model	Kod	Kraj	Rok od	Rok do	Zębatka przód			Zębatka tył			Łańcuch					
						JT			JT / Supersprox			DID / EK / IRIS / JT					
						Lz	Nr katalogowy	Cena	Lz	Nr katalogowy	Cena	Szer.	Dł.	Nr katalogowy	Cena		
SUZUKI																	
250	GSX250 E,ESZ,SZ,ED,EZ KATANA		Niemcy	1982	1984									JTC520X1R110	221,55		
250	GSX250 ED,EZ KATANA			1982	1984	15	JTF430,15	28,14	47	JTR826,47	84,43	520	110	DID520VX110	283,80		
														EK520MVXZ110	340,22		
														IRIS520HTP110	285,64		
250	GSX250 ET,EX	GJ51B	Niemcy	1980	1982	14	JTF430,14	28,14	47	JTR819,47	91,03	520	104	JTC520X1R110	221,55		
														DID520VX104	268,32		
														EK520MVXZ104	321,66		
250	GSX250 ET,EX	GJ51B												IRIS520HTP104	270,06		
														JTC520X1R104	209,46		
					1980	1982	14	JTF430,14	28,14	46	JTR819,46	88,81	520	104	DID520VX104	268,32	
250	GSX250 ET,EX													EK520MVXZ104	321,66		
														IRIS520HTP104	270,06		
														JTC520X1R104	209,46		
250	GSX250 FM,FN				1991	1993	13	JTF1439,13	31,17	49	JTR823,49	104,67	520	110	DID520VX110	283,80	
											SX6143.823,49	230,06			EK520MVXZ110	340,22	
											SX239.823,49	125,38			IRIS520HTP110	285,64	
250	GSX250 KATANA (4 CYL)													SX231.823,49	98,11		
			Japonia	1990	1994	13	JTF1439,13	31,17	49	JTR823,49	104,67	520	116	DID520VX116	299,28		
											SX6143.823,49	230,06			EK520MVXZ116	358,78	
250	GSX-R250 RCH,RH,CJ,CK													IRIS520HTP116	301,22		
											SX239.823,49	125,38			JTC520X1R116	233,63	
											SX231.823,49	98,11					
250	GSX-R250 RCH,RH,CJ,CK		Japonia	1987	1989	13	JTF1439,13	31,17	47	JTR1825,47	94,93	520	108	DID520VX108	278,64		
											SX6143.1825,47	230,06			EK520MVXZ108	334,03	
											SX239.1825,47	125,38			IRIS520HTP108	280,44	
250	GSX-R250 RK													SX231.1825,47	98,11		
			Japonia	1989		14	JTF1439,14	31,17	48	JTR822,48	108,24	520	112	DID520VX112	288,96		
											SX6143.822,48	230,06			EK520MVXZ112	346,40	
250	GT250 (X7)													IRIS520HTP112	290,83		
											SX239.822,48	125,38			JTC520X1R112	225,58	
											SX231.822,48	98,11					
250	GT250 (X7)				1979	1985	15	JTF430,15	28,14	41	JTR819/2,41	81,23	520	102	DID520VX102	263,16	
															EK520MVXZ102	315,47	
															IRIS520HTP102	264,86	
250	GT250 A,B,C													JTC520X1R102	205,44		
					1975	1978	14	JTF419,14	33,83	43	JTR812,43	118,74	525	98	DID525VX98	291,06	
															EK525MVXZ98	357,30	
250	GT250 K,L,M													IRIS525HTP98	260,38		
															JTC525X1R98	227,12	
															JTC520X1R102	205,44	
250	GZ250				1973	1975	14	JTF419,14	33,83	41	JTR812,41	118,74	525	98	DID525VX98	291,06	
															EK525MVXZ98	357,30	
															IRIS525HTP98	260,38	
250	GZ250													JTC525X1R98	227,12		
					2010		15	JTF434,15	37,45	41	JTR819/2,41	81,23	520	110	DID520VX110	283,80	
															EK520MVXZ110	340,22	
250	GZ250 MARAUDER													IRIS520HTP110	285,64		
															JTC520X1R110	221,55	
					1999	2000	15	JTF434,15	37,45	41	JTR819/2,41	81,23	520	110	DID520VX110	283,80	
250	GZ250 MARAUDER													EK520MVXZ110	340,22		
															IRIS520HTP110	285,64	
					2004	2010	15	JTF434,15	37,45	41	JTR819/2,41	81,23	520	110	DID520VX110	283,80	
250	LT250 E,EF- F													EK520MVXZ110	340,22		
															IRIS520HTP110	285,64	
															JTC520X1R110	221,55	
250	LT250 E,EF- F				1985		11	JTF1445,11	34,85	38	JTR1825,38	73,71	520	78	DID520ATV78	237,12	
											SX6143.1825,38	230,06			EK520SRX78	213,99	
											SX239.1825,38	125,38			IRIS520HTP78	202,54	
250	LT250 EF G													SX231.1825,38	98,11		
					1986		11	JTF431,11	47,79	41	JTR1825,41	81,45	520	78	DID520ATV78	237,12	
											SX6143.1825,41	230,06			EK520SRX78	213,99	
250	LT250 R- F,G,H,J,K,L QUADRACER													IRIS520HTP78	202,54		
											SX239.1825,41	125,38			JTC520X1R78	157,10	
					1985	1990	12	JTF432,12	45,24	42	JTR1826,42	89,57	520	102	DID520ATV102	310,08	
250	LT250 R- F,G,H,J,K,L QUADRACER													EK520SRX102	279,83		
											SX6143.1826,42	230,06			IRIS520HTP102	264,86	
											SX239.1826,42	125,38			JTC520X1R102	205,44	
250	LT250 R -N,P QUADRACER													SX231.1826,42	98,11		
					1992	1993	12	JTF432,12	45,24	42	JTR1826,42	89,57	520	102	DID520ATV102	310,08	
											SX6143.1826,42	230,06			EK520SRX102	279,83	
250	LT250 S- K,L													IRIS520HTP102	264,86		
											SX239.1826,42	125,38			JTC520X1R102	205,44	
					1989	1990	12	JTF1439,12	31,17	39	JTR1826,39	86,70	520	86	DID520ATV86	261,44	
250	PE250 N													EK520SRX86	235,94		
											SX6143.1826,39	230,06			IRIS520HTP86	223,32	
											SX239.1826,39	125,38			JTC520X1R86	173,21	
250	PE250 T,X,Z,D													SX231.1826,39	98,11		
					1978	1979	14	JTF431,14	47,79	52	JTR822,52	111,92	520	108	DID520VX108	278,64	
											SX6143.822,52	230,06			EK520SRX108	296,29	
250	RG250 FG,CH,FH,FCH GAMMA													IRIS520HTP108	280,44		
											SX239.822,52	125,38			JTC520X1R108	217,52	
					1980	1982	14	JTF431,14	47,79	52	JTR1786,52	134,27	520	110	DID520VX110	283,80	
250	RG250 WD,WE GAMMA													EK520SRX110	301,78		
															IRIS520HTP110	285,64	
															JTC520X1R110	221,55	
250	RGV250				1986	1988	14	JTF436,14	27,71	39	JTR819,39	78,31					

Poj. [cm3]	Model	Kod	Kraj	Rok od	Rok do	Zębatka przód			Zębatka tył			Łańcuch			
						JT			JT / Supersprox			DID / EK / IRIS / JT			
						Lz	Nr katalogowy	Cena	Lz	Nr katalogowy	Cena	Szer.	Dł.	Nr katalogowy	Cena
250	RGV250 M,N,P,R,S,T	VJ22B		1991	1996				SX6143.822,43	230,06			EK520MVXZ114	352,59	
									SX239.822,43	125,38			IRIS520HTP114	296,03	
									SX231.822,43	98,11			JTC520X1R114	229,60	
250	RM250 D			1983	14	JTF432SC,14	49,60	50	JTR808,50	102,45	520	116	DID520MX116	366,56	
									SX6143.808,50	230,06			EK520MRD6116	223,88	
									SX239.808,50	125,38			IRIS520RXP116	210,13	
									SX231.808,50	98,11			JTC520HDX116	110,42	
250	RM250 E,F,G			1984	1986	14	JTF432SC,14	49,60	50	JTR828,50	91,79	520	116	DID520MX116	366,56
									SX6143.828,50	230,06			EK520MRD6116	223,88	
									SX239.828,50	125,38			IRIS520RXP116	210,13	
									SX231.828,50	98,11			JTC520HDX116	110,42	
250	RM250 H,J			1987	1988	13	JTF432SC,13	49,60	50	JTR808,50	102,45	520	116	DID520MX116	366,56
									SX6143.808,50	230,06			EK520MRD6116	223,88	
									SX239.808,50	125,38			IRIS520RXP116	210,13	
									SX231.808,50	98,11			JTC520HDX116	110,42	
250	RM250 K,L,M,N,P,R,S,T,V			1989	1997	13	JTF432SC,13	49,60	49	JTR808,49	97,74	520	116	DID520MX116	366,56
									SX6143.808,49	230,06			EK520MRD6116	223,88	
									SX239.808,49	125,38			IRIS520RXP116	210,13	
									SX231.808,49	98,11			JTC520HDX116	110,42	
250	RM250 K4,K5,K6,K7,K8			2004	2008	13	JTF432SC,13	49,60	50	JTR808,50	102,45	520	114	DID520VT2114	353,40
									SX6143.808,50	230,06			EK520SRX114	312,75	
									SX239.808,50	125,38			IRIS520HTP114	296,03	
									SX231.808,50	98,11			JTC520X1R114	229,60	
250	RM250 K9			2009	13	JTF432SC,13	49,60	50	JTR808,50	102,45	520				
									SX6143.808,50	230,06					
									SX239.808,50	125,38					
									SX231.808,50	98,11					
250	RM250 N,T			1979	1980	14	JTF431,14	47,79	50	JTR822,50	108,08	520	108	DID520MX108	341,28
									SX6143.822,50	230,06			EK520MRD6108	208,44	
									SX239.822,50	125,38			IRIS520RXP108	195,64	
									SX231.822,50	98,11			JTC520HDX108	102,80	
250	RM250 W			1998	13	JTF432SC,13	49,60	50	JTR808,50	102,45	520	114	DID520VT2114	353,40	
									SX6143.808,50	230,06			EK520SRX114	312,75	
									SX239.808,50	125,38			IRIS520HTP114	296,03	
									SX231.808,50	98,11			JTC520X1R114	229,60	
250	RM250 X			1981	14	JTF431,14	47,79	50	JTR808,50	102,45	520	114	DID520MX114	360,24	
									SX6143.808,50	230,06			EK520MRD6114	220,02	
									SX239.808,50	125,38			IRIS520RXP114	206,51	
									SX231.808,50	98,11			JTC520HDX114	108,51	
250	RM250 X			1999	13	JTF432SC,13	49,60	49	JTR808,49	97,74	520	114	DID520VT2114	353,40	
									SX6143.808,49	230,06			EK520SRX114	312,75	
									SX239.808,49	125,38			IRIS520HTP114	296,03	
									SX231.808,49	98,11			JTC520X1R114	229,60	
250	RM250 Y,K1,K2,K3			2000	2003	13	JTF432SC,13	49,60	48	JTR808,48	97,74	520	114	DID520VT2114	353,40
									SX6143.808,48	230,06			EK520SRX114	312,75	
									SX239.808,48	125,38			IRIS520HTP114	296,03	
									SX231.808,48	98,11			JTC520X1R114	229,60	
250	RM250 Z			1982	14	JTF432SC,14	49,60	49	JTR808,49	97,74	520	114	DID520MX114	360,24	
									SX6143.808,49	230,06			EK520MRD6114	220,02	
									SX239.808,49	125,38			IRIS520RXP114	206,51	
									SX231.808,49	98,11			JTC520HDX114	108,51	
250	RMX250 K,L,M,N,P,R,S,T,V,W,X,Y,K1			1989	2001	13	JTF432SC,13	49,60	50	JTR808,50	102,45	520	114	DID520VT2114	353,40
									SX6143.808,50	230,06			EK520SRX114	312,75	
									SX239.808,50	125,38			IRIS520HTP114	296,03	
									SX231.808,50	98,11			JTC520X1R114	229,60	
250	RM-Z250 K4,K5,K6			2004	2006	13	JTF430,13	28,14	48	JTR460,48	96,77	520	114	DID520VT2114	353,40
									SX6143.460,48	230,06			EK520SRX114	312,75	
									SX239.460,48	125,38			IRIS520HTP114	296,03	
									SX231.460,48	98,11			JTC520X1R114	229,60	
250	RM-Z250 K7,K8,K9			2007	2009	12	JTF427,12	38,64	48	JTR808,48	97,74	520	112	DID520VT2112	347,20
									SX6143.808,48	230,06			EK520SRX112	307,27	
									SX239.808,48	125,38			IRIS520HTP112	290,83	
									SX231.808,48	98,11			JTC520X1R112	225,58	
250	RM-Z250 L0			2010	13	JTF427,13	38,64	49	JTR808,49	97,74	520	114	DID520VT2114	353,40	
									SX6143.808,49	230,06			EK520SRX114	312,75	
									SX239.808,49	125,38			IRIS520HTP114	296,03	
									SX231.808,49	98,11			JTC520X1R114	229,60	
250	T20 SUPER SIX KONWERSJA 520			1968	14	JTF422,14	27,71	44	JTR1826,44	95,52	520				
									SX6143.1826,44	230,06					
									SX239.1826,44	125,38					
									SX231.1826,44	98,11					
250	TS250 A,B,C			1975	1979	15	JTF433,15	31,06	40	JTR813,40	99,63	525	104	DID525VX104	308,88
														EK525MVXZ104	379,18
														IRIS525HTP104	276,32
														JTC525X1R104	241,03
250	TS250 ERN,T			1980	1983	16	JTF433,16	31,17	40	JTR813,40	99,63	525	102	DID525VX102	302,94
														EK525MVXZ102	371,89
														IRIS525HTP102	271,01
														JTC525X1R102	236,39
250	TS250 K,L,M			1973	1975	15	JTF419,15	33,83	41	JTR812,41	118,74	525	104	DID525VX104	308,88
														EK525MVXZ104	379,18
														IRIS525HTP104	276,32
														JTC525X1R104	241,03
250	TSX250 LC (TS250 XE)		Australia	1985	13	JTF432SC,13	49,60	47	JTR828,47	94,06	520	102	DID520VX102	263,16	
									SX6143.828						

Poj. [cm3]	Model	Kod	Kraj	Rok od	Rok do	Zębatka przód			Zębatka tył			Łańcuch				
						JT			JT / Supersprox			DID / EK / IRIS / JT				
						Lz	Nr katalogowy	Cena	Lz	Nr katalogowy	Cena	Szer.	Dł.	Nr katalogowy	Cena	
SUZUKI																
250	VL250 INTRUDER LC			2000	2004					SX6143.1825,43	230,06			EK520MVXZ114	352,59	
										SX239.1825,43	125,38			IRIS520HTP114	296,03	
										SX231.1825,43	98,11			JTC520X1R114	229,60	
300	LT300 E- H,J,K			1987	1989	11	JTF431,11	47,79	41	JTR1825,41	81,45	520	92	DID520ATV92	279,68	
										SX6143.1825,41	230,06			EK520SRX92	252,40	
										SX239.1825,41	125,38			IRIS520HTP92	238,90	
350	DR350 L,M,N,P (OFF ROAD)									SX231.1825,41	98,11			JTC520X1R92	183,28	
				1990	1993	14	JTF432SC,14	49,60	47	JTR808,47	97,74	520	110	DID520VT2110	341,00	
										SX6143.808,47	230,06			EK520SRX110	301,78	
350	DR350 R,S,T,V,W,X (OFF ROAD)									SX239.808,47	125,38			IRIS520HTP110	285,64	
										SX231.808,47	98,11			JTC520X1R110	221,55	
				1994	1999	15	JTF432SC,15	54,74	44	JTR808,44	97,74	520	110	DID520VT2110	341,00	
350	DR350 SE-R,S									SX6143.808,44	230,06			EK520SRX110	301,78	
										SX239.808,44	125,38			IRIS520HTP110	285,64	
										SX231.808,44	98,11			JTC520X1R110	221,55	
350	DR350 SE-T			1994	1995	15	JTF432SC,15	54,74	41	JTR822,41	99,09	520	110	DID520VX110	283,80	
										SX6143.822,41	230,06			EK520MVXZ110	340,22	
										SX239.822,41	125,38			IRIS520HTP110	285,64	
350	DR350 SE-T					15	JTF432SC,15	54,74	41	SX231.822,41	98,11			JTC520X1R110	221,55	
										JTR808,41	97,74	520	108	DID520VX108	278,64	
										SX6143.808,41	230,06			EK520MVXZ108	334,03	
350	DR350 SE-T,V,W,X									SX239.808,41	125,38			IRIS520HTP108	280,44	
										SX231.808,41	98,11			JTC520X1R108	217,52	
				1996						JTR808,41	97,74	520	108	DID520VX108	278,64	
350	DR350 SE-T,V,W,X			USA	1996	1999	15	JTF432SC,15	54,74	41	JTR808,41	97,74	520	108	DID520VX108	278,64
										SX6143.808,41	230,06			EK520MVXZ108	334,03	
										SX239.808,41	125,38			IRIS520HTP108	280,44	
350	DR350 SE-V,W									SX231.808,41	98,11			JTC520X1R108	217,52	
										JTR808,43	97,74	520	108	DID520VX108	278,64	
				1997	1998	15	JTF432SC,15	54,74	43	SX6143.808,43	230,06			EK520MVXZ108	334,03	
350	DR350 SE-X									SX239.808,43	125,38			IRIS520HTP108	280,44	
										SX231.808,43	98,11			JTC520X1R108	217,52	
				1999		15	JTF432SC,15	54,74	44	JTR808,44	97,74	520	110	DID520VX110	283,80	
350	DR350 S-L,M,N,P									SX6143.808,44	230,06			EK520MVXZ110	340,22	
										SX239.808,44	125,38			IRIS520HTP110	285,64	
										SX231.808,44	98,11			JTC520X1R110	221,55	
350	SG350 N GOOSE	SK42B		1990	1993	14	JTF432SC,14	49,60	43	JTR822,43	99,09	520	108	DID520VX108	278,64	
										SX6143.822,43	230,06			EK520MVXZ108	334,03	
										SX239.822,43	125,38			IRIS520HTP108	280,44	
370	SP370									SX231.822,43	98,11			JTC520X1R108	217,52	
										JTR1825,37	73,28	520	102	DID520VX102	263,16	
										SX6143.1825,37	230,06			EK520MVXZ102	315,47	
370	SP370 C,N									SX239.1825,37	125,38			IRIS520HTP102	264,86	
										SX231.1825,37	98,11			JTC520X1R102	205,44	
				1979	1982	15	JTF434,15	37,45	42	JTR820,42	83,02	520	102	DID520VX102	263,16	
370	SP370 C,N													EK520SRX102	279,83	
														IRIS520HTP102	264,86	
				1977	1980	15	JTF434,15	37,45	42	JTR820,42	83,02	520	102	DID520VX102	263,16	
380	GT380													EK520MVXZ102	315,47	
														IRIS520HTP102	264,86	
														JTC520X1R102	205,44	
380	GT380 A,B,C													DID520VX102	263,16	
														EK520MVXZ104	386,56	
														IRIS530HTP104	282,48	
380	GT380 K,L,M													JTC530X1R104	262,55	
				1975	1978	15	JTF424,15	37,56	40	JTR814,40	102,99	50	104	DID50(530)VX104	336,96	
														EK530MVXZ104	386,56	
400	DR400 S-T,X,Z													IRIS530HTP104	282,48	
														JTC530X1R104	262,55	
														DID520VX108	278,64	
400	DR-Z400 E-K1,K2,K3,K4,K5,K6,K7													EK520MVXZ108	334,03	
														IRIS520HTP108	280,44	
														JTC520X1R108	217,52	
400	DR-Z400 S-K1,K2,K3,K4,K5,K6,K7,K8,K9,L0			2000	2007	14	JTF432SC,14	49,60	47	JTR808,47	97,74	520	112	DID520VX112	288,96	
														EK520MVXZ112	346,40	
														IRIS520HTP112	290,83	
400	DR-Z400 SM-K5,K6,K7,K8,K9,L0													JTC520X1R112	225,58	
														DID520VX112	288,96	
				2000	2010	15	JTF432SC,15	54,74	44	JTR808,44	97,74	520	112	DID520VX112	288,96	
400	GN400 TT ,D,LX													EK520MVXZ112	346,40	
														IRIS520HTP112	290,83	
														JTC520X1R112	225,58	
400	GS400 B,C,EC,EN													DID520VX110	283,80	
														EK520MVXZ110	340,22	
														IRIS520HTP110	285,64	
400	GS400 E													JTC520X1R110	221,55	
														DID520VX110	283,80	
														EK520MVXZ110	340,22	
400	GS400 F													IRIS520HTP110	285,64	
														JTC520X1R110	221,55	
				1977	1978	15	JTF513,15	34,20	42	JTR814,42	109,59	50	104	DID50(530)VX104	336,96	
400	GS400 LT													EK530MVXZ104	386,56	
														IRIS530HTP104	282,48	
														JTC530X1R104	262,55	
400	GS400 LX													DID50(530)VX102	330,48	
														EK530MVXZ102	379,13	
														IRIS530HTP102	277,05	
400	GS400 LX													JTC530X1R102	257,50	
														DID50(530)VX102	330,48	
														EK530MVXZ102	379,13	
400	GS400 LX													IRIS530HTP102	277,05	
														JTC530X1R102	257,50	
														DID50(530)VX102	330,48	

Poj. [cm3]	Model	Kod	Kraj	Rok od	Rok do	Zębatka przód			Zębatka tył			Łańcuch			
						JT			JT / Supersprox			DID / EK / IRIS / JT			
						Lz	Nr katalogowy	Cena	Lz	Nr katalogowy	Cena	Szer.	Dł.	Nr katalogowy	Cena
400	GS400 LX			1980										JTC530X1R102	257,50
		GK75B		1990	1992	14	JTF433,14	27,71	47	JTR807,47	117,98	525	114	DID525VX114	338,58
400	GSF400 L,M,N BANDIT									SX6143.807,47	250,97			EK525MVXZ114	415,64
										SX239.807,47	133,37			IRIS525HTP114	302,89
										SX231.807,47	119,36			JTC525X1R114	264,20
400	GSF400 P,R BANDIT			1993	1994	14	JTF433,14	27,71	46	JTR807,46	117,98	525	114	DID525VX114	338,58
										SX6143.807,46	250,97			EK525MVXZ114	415,64
										SX239.807,46	133,37			IRIS525HTP114	302,89
										SX231.807,46	119,36			JTC525X1R114	264,20
400	GSX400 (2 CYL)		Francja	1984		16	JTF513,16	34,20	44	JTR814,44	115,98	50	110	DID50(530)VX110	356,40
														EK530MVXZ110	408,87
														IRIS530HTP110	298,78
														JTC530X1R110	277,69
400	GSX400 E,S (T,X)		Niemcy	1980	1981	15	JTF513,15	34,20	44	JTR814,44	115,98	50	110	DID50(530)VX110	356,40
														EK530MVXZ110	408,87
														IRIS530HTP110	298,78
														JTC530X1R110	277,69
400	GSX400 ED,EZ,S-Z,D,E,F,G,H	GK51/53C		1982	1987	16	JTF513,16	34,20	45	JTR814,45	115,98	50	110	DID50(530)VX110	356,40
														EK530MVXZ110	408,87
														IRIS530HTP110	298,78
														JTC530X1R110	277,69
400	GSX400 ES,ET,EX (2 CYL)			1980	1983	15	JTF513,15	34,20	44	JTR814,44	115,98	50	104	DID50(530)VX104	336,96
														EK530MVXZ104	386,56
														IRIS530HTP104	282,48
														JTC530X1R104	262,55
400	GSX400 ES,ET,EX (2 CYL)		Australia	1980	1983	15	JTF513,15	34,20	45	JTR814,45	115,98	50	104	DID50(530)VX104	336,96
														EK530MVXZ104	386,56
														IRIS530HTP104	282,48
														JTC530X1R104	262,55
400	GSX400 F-J,K,AK,L	GK74A	Japonia	1988	1990	14	JTF433,14	27,71	49	JTR807,49	129,56	525	114	DID525VX114	338,58
										SX6143.807,49	250,97			EK525MVXZ114	415,64
										SX239.807,49	133,37			IRIS525HTP114	302,89
										SX231.807,49	119,36			JTC525X1R114	264,20
400	GSX400 FWS D	GK71A		1983	1984	15	JTF435,15	39,78	46	JTR816,46	127,67	50	112	DID50(530)VX112	362,88
										SX6143.816,46	250,97			EK530MVXZ112	416,30
										SX239.816,46	133,37			IRIS530HTP112	304,21
										SX231.816,46	130,31			JTC530X1R112	282,74
400	GSX400 FX,FZ,FD,FE			1981	1986	15	JTF435,15	39,78	43	JTR816,43	115,38	50	104	DID50(530)VX104	336,96
										SX6143.816,43	250,97			EK530MVXZ104	386,56
										SX239.816,43	133,37			IRIS530HTP104	282,48
										SX231.816,43	130,31			JTC530X1R104	262,55
400	GSX400 IMPULSE	GK79A	Japonia	1994		14	JTF433,14	27,71	48	JTR807,48	129,56	525	116	DID525VX116	344,52
										SX6143.807,48	250,97			EK525MVXZ116	422,93
										SX239.807,48	133,37			IRIS525HTP116	308,21
										SX231.807,48	119,36			JTC525X1R116	268,84
400	GSX400 R,RC,R2 (GSX-R400)	GK71B	Japonia	1985		15	JTF433,15	31,06				525	114	DID525VX114	338,58
														EK525MVXZ114	415,64
														IRIS525HTP114	302,89
														JTC525X1R114	264,20
400	GSX400 R3,R3C (GSX-R400)	GK71F	Japonia	1987		14	JTF433,14	27,71				525	112	DID525VX112	332,64
														EK525MVXZ112	408,34
														IRIS525HTP112	297,58
														JTC525X1R112	259,57
400	GSX400 TX			1981	1985	16	JTF513,16	34,20	43	JTR814,43	111,92	50	104	DID50(530)VX104	336,96
														EK530MVXZ104	386,56
														IRIS530HTP104	282,48
														JTC530X1R104	262,55
400	GSX400 X IMPULSE	GK71E	Japonia	1986		14	JTF433,14	27,71				525	110	DID525VX110	326,70
														EK525MVXZ110	401,05
														IRIS525HTP110	292,27
														JTC525X1R110	254,93
400	GSX-R400 J,RK,RAK	GK73A	Japonia	1988	1989	14	JTF433,14	27,71	45	JTR807,45	117,98	525	108	DID525VX108	320,76
										SX6143.807,45	250,97			EK525MVXZ108	393,76
										SX239.807,45	133,37			IRIS525HTP108	286,95
										SX231.807,45	119,36			JTC525X1R108	250,30
400	GSX-R400 RL,RM,RN	GK76A	Japonia	1990	1992	14	JTF433,14	27,71	44	JTR807,44	117,98	525	108	DID525VX108	320,76
										SX6143.807,44	250,97			EK525MVXZ108	393,76
										SX239.807,44	133,37			IRIS525HTP108	286,95
										SX231.807,44	119,36			JTC525X1R108	250,30
400	LT-Z400 K3,K4,K5,K6,K7,K8 QUADSPORT			2003	2008	14	JTF1401,14	34,96	40	JTR1826,40	89,68	520	96	DID520ATV96	291,84
										SX6143.1826,40	230,06			EK520SRX96	263,37
										SX239.1826,40	125,38			IRIS520HTP96	249,28
										SX231.1826,40	98,11			JTC520X1R96	193,35
400	LT-Z400 K9 QUADSPORT			2009		14	JTF1401,14	34,96	40	JTR1760,40	tel.	520	96	DID520ATV96	291,84
										SX6143.1760,40	230,06			EK520SRX96	263,37
										SX239.1760,40	125,38			IRIS520HTP96	249,28
										SX231.1760,40	98,11			JTC520X1R96	193,35
400	LT-Z400 L0 QUADSPORT			2010								520	96	DID520ATV96	291,84
														EK520SRX96	263,37
														IRIS520HTP96	249,28
														JTC520X1R96	193,35
400	RF400		Japonia			14	JTF433,14	27,71	49	JTR807,49	129,56	525	114	DID525VX114	338,58
										SX6143.807,49	250,97			EK525MVXZ114	415,64
										SX239.807,49	133,37			IRIS525HTP114	302,89
										SX231.807,49	119,36			JTC525X1R114	264,20
400	RG400 EW	HK31A	Japonia	1987		15	JTF433,15	31,06				525	106	DID525VX106	314,82
														EK525MVXZ106	386,47
														IRIS525HTP106	281,64
														JTC525X1R106	245,66
400	RM400			1978		14	JTF431,14	47,79	50	JTR822,50	108,08	520	108	DID520MX108	341,28
										SX6143.822,50	230,06			EK520MRD6108	208,44
										SX239.822,50	125,38			IRIS520RXP108	195,64
										SX231.822,50	98,11			JTC520HDR108	102,80
400	RM400 N,T			1979	1980	14	JTF431,14	47,79	49	JTR822,49	109,70	520	110	DID520MX110	347,60
										SX6143.822,49	230,06			EK520MRD6110	212,30
										SX239.822,49	125,38			IRIS520RXP110	199,26
										SX231.822,49	98,11			JTC520HDR110	104,70
400	SP400			1979	1982	15	JTF434,15	37,45	42	JTR820,42	83,02	520	102	DID520VX102	263,16
														EK520SRX102	279,83
														IRIS520HTP102	264,86
														JTC520X1R102	205,44
400	SP400			1980		15	JTF434,15	37,45	42	JTR820,42	83,02	520	102	DID520VX102	263,16
														EK520MVXZ102	315,47
														IRIS520HTP102	264,86

Poj. [cm3]	Model	Kod	Kraj	Rok od	Rok do	Zębatka przód			Zębatka tył			Łańcuch			
						JT		Cena	JT / Supersprox		Cena	Szer.	Dł.	DID / EK / IRIS / JT	
Lz	Nr katalogowy	Lz	Nr katalogowy	Cena	Szer.	Dł.	Nr katalogowy		Cena						
SUZUKI															
400	SP400			1980										JTC520X1R102	205,44
400	SV400		Japonia		15	JTF512,15	50,39	45	JTR823,45	97,63	520				
									SX6143.823,45	230,06					
									SX239.823,45	125,38					
				1979	1980	16	JTF513,16	34,20	45	JTR814,45	115,98	50	104	DID50(530)VX104	336,96
														EK530MVXZ104	386,56
														IRIS530HTP104	282,48
425	GS425 N,EL,EN													JTC530X1R104	262,55
														DID50(530)VX110	356,40
														EK530MVXZ110	408,87
450	GS450 E/S-E,F,G,H,J													IRIS530HTP110	298,78
														JTC530X1R110	277,69
450	GS450 E/S-T,X			1980	1982	16	JTF513,16	34,20	45	JTR814,45	115,98	50	104	DID50(530)VX104	336,96
														EK530MVXZ104	386,56
														IRIS530HTP104	282,48
														JTC530X1R104	262,55
														DID50(530)VX108	349,92
														EK530MVXZ108	401,43
450	GS450 L-E,F,G,H			1984	1987	16	JTF513,16	34,20	42	JTR814,42	109,59	50	108	IRIS530HTP108	293,35
														JTC530X1R108	272,65
450	LT-R450 K6,K7,K8,K9 QUADRACER			2006	2009	14	JTF1401,14	34,96	36	JTR1760,36	66,57	520	96	DID520ATV96	291,84
														EK520SRX96	263,37
														IRIS520HTP96	249,28
														JTC520X1R96	193,35
														DID520ATV96	291,84
														EK520SRX96	263,37
450	LT-R450 L0 QUADRACER R450 LTD. ED.													IRIS520HTP96	249,28
														JTC520X1R96	193,35
450	RMX450Z L0			2010		13	JTF1441,13	49,71				520	114	DID520VT2114	353,40
														EK520SRX114	312,75
														IRIS520HTP114	296,03
														JTC520X1R114	229,60
														DID520VT2116	359,60
														EK520SRX116	318,24
450	RM-Z450 K5,K6,K7			2005	2007	14	JTF1441SC,14	49,71	49	JTR808,49	97,74	520	116	IRIS520HTP116	301,22
														JTC520X1R116	233,63
														DID520VT2114	353,40
														EK520SRX116	318,24
														IRIS520HTP116	301,22
														JTC520X1R116	233,63
450	RM-Z450 K8,K9,L0			2008	2010	13	JTF1441,13	49,71	50	JTR808,50	102,45	520	114	DID520VT2114	353,40
														EK520SRX114	312,75
														IRIS520HTP114	296,03
														JTC520X1R114	229,60
														DID520MX112	353,92
														EK520MRD6112	216,16
465	RM465 X			1981		14	JTF1450,14	66,24	48	JTR828,48	94,06	520	112	IRIS520RXP112	202,88
														JTC520HXR112	106,61
														DID520MX112	353,92
														EK520MRD6112	216,16
														IRIS520RXP112	202,88
														JTC520HXR112	106,61
465	RM465 Z			1982		14	JTF1450,14	66,24	47	JTR828,47	94,06	520	112	DID520MX112	353,92
														EK520MRD6112	216,16
														IRIS520RXP112	202,88
														JTC520HXR112	106,61
														DID520VX106	273,48
														EK520MVXZ106	327,85
500	DR500 S-X,Z													IRIS520HTP106	275,25
														JTC520X1R106	213,49
														DID520MX106	334,96
500	DR500 Z,D OFF ROAD ENDURO		Australia	1983	1984	14	JTF434,14	37,45	46	JTR1825,46	94,93	520	106	EK520MRD6106	204,58
														IRIS520RXP106	192,02
														JTC520HXR106	100,90
														DID520VX112	288,96
														EK520MVXZ112	346,40
														IRIS520HTP112	290,83
500	GS500 E-K,L,M,N,P (2 CYL)			1988	1993	16	JTF565,16	26,14	39	JTR823,39	86,21	520	112	JTC520X1R112	225,58
														DID520VX112	288,96
														EK520MVXZ112	346,40
														IRIS520HTP112	290,83
														JTC520X1R112	225,58
														DID520VX112	288,96
500	GS500 E-R,S,T,V,W (2 CYL)			1994	1998	16	JTF516,16	48,92	39	JTR823,39	86,21	520	112	EK520MVXZ112	346,40
														IRIS520HTP112	290,83
														JTC520X1R112	225,58
														DID520VX110	283,80
														EK520MVXZ110	340,22
														IRIS520HTP110	285,64
500	GS500 E-X,Y,K1,K2,K3,K4,K5,K6,K7			1999	2007	16	JTF516,16	48,92	39	JTR823,39	86,21	520	110	JTC520X1R110	221,55
														DID520VX110	283,80
														EK520MVXZ110	340,22
														IRIS520HTP110	285,64
														JTC520X1R110	221,55
														DID520VX110	283,80
500	GS500 F-K4,K5,K6,K7,K8,K9			2004	2009	16	JTF516,16	48,92	39	JTR823,39	86,21	520	110	EK520MVXZ110	340,22
														IRIS520HTP110	285,64
														JTC520X1R110	221,55
														DID520VX110	283,80
														EK520MVXZ110	340,22
														IRIS520HTP110	285,64
500	GS500 F-L0			2010		16	JTF516,16	48,92	39	JTR823,39	86,21	520	110	JTC520X1R110	221,55
														DID520VX110	283,80
														EK520MVXZ110	340,22
														IRIS520HTP110	285,64
														JTC520X1R110	221,55
														DID50(530)VX110	356,40
500	GT500			1975	1978	15	JTF420,15	36,53	33	JTR814,33	106,13	50	110	EK530MVXZ110	408,87
														IRIS530HTP110	298,78
														JTC530X1R110	277,69
														DID520ATV96	291,84
														EK520SRX96	263,37
														IRIS520HTP96	249,28
500	LT500 R- H			1987		13	JTF1450,13	63,21	42	JTR1825,42	83,24	520	96	JTC520X1R96	193,35
														DID520ATV98	297,92
														EK520SRX98	268,86
														IRIS520HTP98	254,48
														JTC520X1R98	197,38
														DID50(530)VX106	343,44
500	RG500 GAMMA	HM31A		1986	1989	16	JTF513,16	34,20	40	JTR824,40	107,70	50	106	EK530MVXZ106	394,00
														IRIS530HTP106	287,92
														JTC530X1R106	267,60
														DID520MX116	366,56
														EK520MRD6116	223,88
														IRIS520RXP116	210,13
500	RM500 D,E			1983	1984	14	JTF1450,14	66,24	46	JTR828,46	85,46	520	116	JTC520HXR116	110,42
														EK520SRX96	263,37
														IRIS520HTP96	249,28
														DID50(530)VX110	356,40
														EK530MVXZ110	408,87
														IRIS530HTP110	298,78
550	GS550 B,N (HAMULEC BĘBNOWY)			1977	1979	15	JTF513,15	34,20	50	JTR814,50	133,03	50	110	JTC530X1R110	277,69
														DID50(530)VX110	356,40
														EK530MVXZ110	408,87
550	GS550 EC,EN,ET (HAMULEC BĘBNOWY)			1978	1982	15	JTF513,15	34,20	50	JTR816,50	141,63	50	110	DID50(530)VX110	356,40
														EK530MVXZ110	408,87
														IRIS530HTP110	298,78

Poj. [cm3]	Model	Kod	Kraj	Rok od	Rok do	Zębatka przód			Zębatka tył			Łańcuch			
						JT			JT / Supersprox			DID / EK / IRIS / JT			
						Lz	Nr katalogowy	Cena	Lz	Nr katalogowy	Cena	Szer.	Dł.	Nr katalogowy	Cena
550	GS550 EC,EN,ET (HAMULEC BĘBNOWY)			1978	1982					SX6143.816,50	250,97			EK530MVX2110	408,87
										SX239.816,50	133,37			IRIS530HTP110	298,78
										SX231.816,50	130,31			JTC530X1R110	277,69
550	GS550 LN,LT,LX CHOPPER			1979	1981	15	JTF513,15	34,20	50	JTR816,50	141,63	50	110	DID50(530)VX110	356,40
										SX6143.816,50	250,97			EK530MVX2110	408,87
										SX239.816,50	133,37			IRIS530HTP110	298,78
										SX231.816,50	130,31			JTC530X1R110	277,69
550	GS550 M-X,Z KATANA			1981	1982	15	JTF513,15	34,20	50	JTR816,50	141,63	50	112	DID50(530)VX112	362,88
										SX6143.816,50	250,97			EK530MVX2112	416,30
										SX239.816,50	133,37			IRIS530HTP112	304,21
										SX231.816,50	130,31			JTC530X1R112	282,74
550	GSX550 ED,EE,ES,EF,EG,EU			1983	1987	14	JTF513,14	34,20	46	JTR816,46	127,67	50	112	DID50(530)VX112	362,88
										SX6143.816,46	250,97			EK530MVX2112	416,30
										SX239.816,46	133,37			IRIS530HTP112	304,21
										SX231.816,46	130,31			JTC530X1R112	282,74
550	GT550 A,B			1976	1977	15	JTF424,15	37,56	36	JTR814,36	106,13	50	106	DID50(530)VX106	343,44
														EK530MVX2106	394,00
														IRIS530HTP106	287,92
														JTC530X1R106	267,60
550	GT550 K,L,M			1972	1975	16	JTF424,16	39,24	36	JTR814,36	106,13	50	108	DID50(530)VX108	349,92
														EK530MVX2108	401,43
														IRIS530HTP108	293,35
														JTC530X1R108	272,65
600	DR600 S-SU,R,RU,F,G,H,J	SN41A		1985	1989	16	JTF437,16	46,49	42	JTR828,42	69,00	520	108	DID520ZVMX108	432,00
										SX6143.828,42	230,06			EK520ZVX108	456,56
										SX239.828,42	125,38			IRIS520FB108	369,99
										SX231.828,42	98,11			JTC520X1R108	217,52
600	GSF 600 BANDIT			1995	1999	15	JTF513,15	34,20	47	JTR829,47	132,05	50	110	DID50(530)VX110	356,40
										SX6143.829,47	250,97			EK530MVX2110	408,87
										SX239.829,47	133,37			IRIS530HTP110	298,78
										SX231.829,47	130,31			JTC530X1R110	277,69
600	GSF 600 BANDIT			2000	2004	15	JTF513,15	34,20	47	JTR829,47	132,05	50	112	DID50(530)VX112	362,88
										SX6143.829,47	250,97			EK530MVX2112	416,30
										SX239.829,47	133,37			IRIS530HTP112	304,21
										SX231.829,47	130,31			JTC530X1R112	282,74
600	GSF 600 S BANDIT			1995	1999	15	JTF513,15	34,20	47	JTR829,47	132,05	50	110	DID50(530)VX110	356,40
										SX6143.829,47	250,97			EK530MVX2110	408,87
										SX239.829,47	133,37			IRIS530HTP110	298,78
										SX231.829,47	130,31			JTC530X1R110	277,69
600	GSF 600 S BANDIT	USA		1995	2002	15	JTF513,15	34,20	48	JTR829,48	140,17	50	112	DID50(530)VX112	362,88
										SX6143.829,48	250,97			EK530MVX2112	416,30
										SX239.829,48	133,37			IRIS530HTP112	304,21
										SX231.829,48	130,31			JTC530X1R112	282,74
600	GSF 600 S BANDIT			2000	2004	15	JTF513,15	34,20	47	JTR829,47	132,05	50	112	DID50(530)VX112	362,88
										SX6143.829,47	250,97			EK530MVX2112	416,30
										SX239.829,47	133,37			IRIS530HTP112	304,21
										SX231.829,47	130,31			JTC530X1R112	282,74
600	GSR600 B YOSHIMURA			2010		16	JTF520,16	43,46	48	JTR1792,48	126,32	525	114	DID525ZVMX114	507,30
										SX6143.1792,48	250,97			EK525ZVX2114	585,45
										SX239.1792,48	133,37			IRIS525FB114	399,98
										SX231.1792,48	119,36			JTC525X1R114	264,20
600	GSR600 K6,K7,K8,K9,L0			2006	2010	16	JTF520,16	43,46	48	JTR1792,48	126,32	525	114	DID525ZVMX114	507,30
										SX6143.1792,48	250,97			EK525ZVX2114	585,45
										SX239.1792,48	133,37			IRIS525FB114	399,98
										SX231.1792,48	119,36			JTC525X1R114	264,20
600	GSX600 F,FJ,FUJ,FU2J			1985	1988	14	JTF513,14	34,20	46	JTR824,46	132,27	50	112	DID50(530)VX112	362,88
														EK530MVX2112	416,30
														IRIS530HTP112	304,21
														JTC530X1R112	282,74
600	GSX600 F-K,L,M	GN72B		1989	1991	14	JTF513,14	34,20	46	JTR829,46	126,48	50	112	DID50(530)VX112	362,88
										SX6143.829,46	250,97			EK530MVX2112	416,30
										SX239.829,46	133,37			IRIS530HTP112	304,21
										SX231.829,46	130,31			JTC530X1R112	282,74
600	GSX600 F-N,PR,S,T,V			1992	1997	14	JTF513,14	34,20	45	JTR829,45	123,45	50	112	DID50(530)VX112	362,88
										SX6143.829,45	250,97			EK530MVX2112	416,30
										SX239.829,45	133,37			IRIS530HTP112	304,21
										SX231.829,45	130,31			JTC530X1R112	282,74
600	GSX600 F-W,X,Y,K1,K2,K3,K4,K5,K6			1998	2006	15	JTF513,15	34,20	47	JTR829,47	132,05	50	118	DID50(530)VX118	382,32
										SX6143.829,47	250,97			EK530MVX2118	438,60
										SX239.829,47	133,37			IRIS530HTP118	320,51
										SX231.829,47	130,31			JTC530X1R118	297,89
600	GSX-R600 K1,K2,K3,K4,K5			2001	2005	16	JTF520,16	43,46	45	JTR1792,45	123,77	525	110	DID525ZVMX110	489,50
										SX6143.1792,45	250,97			EK525ZVX2110	564,91
										SX239.1792,45	133,37			IRIS525FB110	385,94
										SX231.1792,45	119,36			JTC525X1R110	254,93
600	GSX-R600 K6,K7,K8,K9,L0			2006	2010	16	JTF520,16	43,46	43	JTR1792,43	121,88	525	114	DID525ZVMX114	507,30
										SX6143.1792,43	250,97			EK525ZVX2114	585,45
										SX239.1792,43	133,37			IRIS525FB114	399,98
										SX231.1792,43	119,36			JTC525X1R114	264,20
600	GSX-R600 V			1997		16	JTF520,16	43,46	45	JTR498,45	108,13	525	108	DID525ZVMX108	480,60
										SX6143.498,45	250,97			EK525ZVX2108	554,64
										SX239.498,45	133,37			IRIS525FB108	378,93
										SX231.498,45	119,36			JTC525X1R108	250,30
600	GSX-R600 W,X		Wik. Bryt.	1998	1999	16	JTF520,16	43,46	45	JTR498,45	108,13	525	108	DID525ZVMX108	480,60
										SX6143.498,45	250,97			EK525ZVX2108	554,64
										SX239.498,45	133,37			IRIS525FB108	378,93
										SX231.498,45	119,36			JTC525X1R108	250,30
600	GSX-R600 W,X,Y			1998	2000	16	JTF520,16	43,46	46	JTR498,46	108,13	525	108	DID525ZVMX108	480,60
										SX6143.498,46	250,97			EK525ZVX2108	554,64
										SX239.498,46	133,37			IRIS525FB108	378,93
										SX231.498,46	119,36			JTC525X1R108	250,30
600	RF600 RR/RS	GN76A		1993	1995	14	JTF513,14	34,20	43	JTR829,43	120,63	50	108	DID50(530)VX108	349,92
										SX6143.829,43	250,97			EK530MVX2108	401,43
										SX239.829,43	133,37			IRIS530HTP108	293,35
										SX231.829,43	130,31			JTC530X1R108	272,65
600	RF600 RT,RV			1996	1997	14	JTF513,14	34,20	42	JTR829,42	112,03	50	108	DID50(530)VX108	349,92
										SX6143.829,42	250,97			EK530MVX2108	401,43
										SX239.829,42	133,37			IRIS530HTP108	293,35
										SX231.829,42	130,31			JTC530X1R108	27

Poj. [cm3]	Model	Kod	Kraj	Rok od	Rok do	Zębatka przód			Zębatka tył			Łańcuch					
						JT		Cena	Lz	JT / Supersprox		Cena	Szer.	Dł.	DID / EK / IRIS / JT		Cena
						Lz	Nr katalogowy			Nr katalogowy	Cena						
SUZUKI																	
650	DL650 A L0 V-STROM GT			2010						SX6143.1792,47	250,97				EK525ZVX2118	606,00	
										SX239.1792,47	133,37				IRIS525FB118	414,07	
										SX231.1792,47	119,36				JTC525X1R118	273,47	
650	DL650 A L0 V-STROM TRAVELLER			2010		15	JTF520,15	41,46	47	JTR1792,47	125,34	525	118	DID525ZVMX118	525,10		
										SX6143.1792,47	250,97				EK525ZVX2118	606,00	
										SX239.1792,47	133,37				IRIS525FB118	414,07	
650	DL650 K4,K5,K6,K7,K8,K9 V-STROM									SX231.1792,47	119,36				JTC525X1R118	273,47	
				2004	2009	15	JTF520,15	41,46	47	JTR1792,47	125,34	525	116	DID525ZVMX116	516,20		
										SX6143.1792,47	250,97				EK525ZVX2116	595,77	
650	DL650 L0 V-STROM									SX239.1792,47	133,37				IRIS525FB116	406,99	
										SX231.1792,47	119,36				JTC525X1R116	268,84	
				2010		15	JTF520,15	41,46	47	JTR1792,47	125,34	525	118	DID525ZVMX118	525,10		
650	DL650 L0 V-STROM X									SX6143.1792,47	250,97				EK525ZVX2118	606,00	
										SX239.1792,47	133,37				IRIS525FB118	414,07	
										SX231.1792,47	119,36				JTC525X1R118	273,47	
650	DR650 RSE-L,M,N,P,R,S	SP43/44B		1990	1995	16	JTF437,16	46,49	42	JTR828,42	69,00	520	114	DID520ZVMX114	456,00		
										SX6143.828,42	230,06				EK520ZVX114	481,99	
										SX239.828,42	125,38				IRIS520FB114	390,53	
650	DR650 SE-T,V,W,X,Y,K1-K9		USA	1996	2009	15	JTF1448,15	54,50	42	SX231.828,42	98,11				JTC520X1R114	229,66	
										JTR1791,42	108,35	525	110	DID525ZVMX110	489,50		
										SX6143.1791,42	250,97				EK525ZVX2110	564,99	
650	DR650 SE-T,V,W,X,Y,K1-K9,L0									SX239.1791,42	133,37				IRIS525FB110	385,99	
										SX231.1791,42	119,36				JTC525X1R110	254,99	
				1996	2010	15	JTF1448,15	54,50	41	JTR1791,41	108,35	525	110	DID525ZVMX110	489,50		
650	GR650 X-D,E,F									SX6143.1791,41	250,97				EK525ZVX2110	564,99	
										SX239.1791,41	133,37				IRIS525FB110	385,99	
		GP51A		1983	1985	15	JTF435,15	39,78	38	SX231.1791,41	119,36				JTC525X1R110	254,99	
650	GS650 E,S,XE									JTR816,38	103,21	50	106	DID50(530)VX106	343,47		
										SX6143.816,38	250,97				EK530MVXZ106	394,00	
										SX239.816,38	133,37				IRIS530HTP106	287,99	
650	GS650 E,S,XE		Francja			15	JTF513,15	34,20	45	SX231.816,38	130,31				JTC530X1R106	267,66	
										JTR816,45	127,67	50	106	DID50(530)VX106	343,47		
										SX6143.816,45	250,97				EK530MVXZ106	394,00	
650	GSF650 K5,K6 BANDIT									SX239.816,45	133,37				IRIS530HTP106	287,99	
										SX231.816,45	130,31				JTC530X1R106	267,66	
				2005	2006	15	JTF513,15	34,20	47	JTR829,47	132,05	50	112	DID50(530)VX112	362,88		
650	GSF650 K7,K8,K9,L0 BANDIT									SX6143.829,47	250,97				EK530MVXZ112	416,30	
										SX239.829,47	133,37				IRIS530HTP112	304,21	
										SX231.829,47	130,31				JTC530X1R112	282,77	
650	GSF650 K7,K8,K9,L0 BANDIT			2007	2010	15	JTF520,15	41,46	48	JTR807,48	129,56	525	118	DID525ZVMX118	525,10		
										SX6143.807,48	250,97				EK525ZVX2118	606,00	
										SX239.807,48	133,37				IRIS525FB118	414,07	
650	GSF650 SA-K5,K6 BANDIT									SX231.807,48	119,36				JTC525X1R118	273,47	
				2005	2006	15	JTF513,15	34,20	47	JTR829,47	132,05	50	116	DID50(530)VX116	375,84		
										SX6143.829,47	250,97				EK530MVXZ116	431,17	
650	GSF650 SA-K7,K8,K9,L0 BANDIT									SX239.829,47	133,37				IRIS530HTP116	315,00	
										SX231.829,47	130,31				JTC530X1R116	292,84	
				2007	2010	15	JTF520,15	41,46	48	JTR807,48	129,56	525	118	DID525ZVMX118	525,10		
650	GSF650 S-L0 BANDIT TRAVELLER									SX6143.807,48	250,97				EK525ZVX2118	606,00	
										SX239.807,48	133,37				IRIS525FB118	414,07	
										SX231.807,48	119,36				JTC525X1R118	273,47	
650	GSX650 F-K8,K9,L0			2010		15	JTF520,15	41,46	48	JTR807,48	129,56	525	118	DID525ZVMX118	525,10		
										SX6143.807,48	250,97				EK525ZVX2118	606,00	
										SX239.807,48	133,37				IRIS525FB118	414,07	
650	SFV650 K9,L0 GLADIUS									SX231.807,48	119,36				JTC525X1R118	273,47	
				2008	2010	15	JTF520,15	41,46	48	JTR807,48	129,56	525	118	DID525ZVMX118	525,10		
										SX6143.807,48	250,97				EK525ZVX2118	606,00	
650	SV650 SA-K8,K9,L0									SX239.807,48	133,37				IRIS525FB118	414,07	
										SX231.807,48	119,36				JTC525X1R118	273,47	
				2008	2010	15	JTF520,15	41,46	45	JTR807,45	117,98	525	114	DID525ZVMX114	507,30		
650	SV650 S-L0									SX6143.807,45	250,97				EK525ZVX2114	585,43	
										SX239.807,45	133,37				IRIS525FB114	399,99	
										SX231.807,45	119,36				JTC525X1R114	264,20	
650	XN85 (650 TURBO)			2010		15	JTF520,15	41,46	45	JTR807,45	117,98	525	108	DID525ZVMX108	480,60		
										SX6143.807,45	250,97				EK525ZVX2108	554,64	
										SX239.807,45	133,37				IRIS525FB108	378,99	
650	DR750 S-J,UJ, BIG									SX231.807,45	119,36				JTC525X1R108	250,30	
				1999	2009	15	JTF520,15	41,46	44	JTR807,44	117,98	525	108	DID525ZVMX108	480,60		
										SX6143.807,44	250,97				EK525ZVX2108	554,64	
650	XN85 (650 TURBO)									SX239.807,44	133,37				IRIS525FB108	378,99	
										SX231.807,44	119,36				JTC525X1R108	250,30	
				1999	2008	15	JTF520,15	41,46	45	JTR807,45	117,98	525	110	DID525ZVMX110	489,50		
650	XF650 V,W,X,Y,K1,K2 FREEWIND									SX6143.807,45	250,97				EK525ZVX2110	564,99	
										SX239.807,45	133,37				IRIS525FB110	385,99	
										SX231.807,45	119,36				JTC525X1R110	254,99	
650	DR750 S-K, BIG			1997	2002	15	JTF1448,15	54,50	43	JTR1791,43	111,70	525	110	DID525ZVMX110	489,50		
										SX6143.1791,43	250,97				EK525ZVX2110	564,99	
										SX239.1791,43	133,37				IRIS525FB110	385,99	
650	GS750 B,EC,EN,DC,DN,LN									SX231.1791,43	119,36				JTC525X1R110	254,99	
				1983	1986	16	JTF513,16	34,20					50	112	DID50(530)VX112	362,88	
															EK530MVXZ112	416,30	
750	DR750 S-J,UJ, BIG														IRIS530HTP112	304,21	
															JTC530X1R112	282,77	
		SR41B		1988		15	JTF438,15	54,07	48	JTR1825,48	94,93	520	116	DID520ZVMX116	464,00		
750	DR750 S-K, BIG									SX6143.1825,48	230,06				EK520ZVX116	490,33	
										SX239.1825,48	125,38				IRIS520FB116	397,40	
										SX231.1825,48	98,11				JTC520X1R116	233,63	
750	GS750 B,EC,EN,DC,DN,LN	SR41B		1989		15	JTF438,15	54,07	48	JTR828,48	94,06	520	116	DID520ZVMX116	464,00		
										SX6143.828,48	230,06				EK520ZVX116	490,33	
										SX239.828,48	125,38				IRIS520FB116	397,40	
750	GS750 B,EC,EN,DC,DN,LN									SX231.828,48	98,11				JTC520X1R116	233,63	
				1977	1982	15	JTF518,15	48,92	41	JTR818,41	136,98	630	96	DID630V96	427,20		

Poj. [cm3]	Model	Kod	Kraj	Rok od	Rok do	Zębatka przód			Zębatka tył			Łańcuch				
						JT			JT / Supersprox			DID / EK / IRIS / JT				
						Lz	Nr katalogowy	Cena	Lz	Nr katalogowy	Cena	Szer.	Dł.	Nr katalogowy	Cena	
750	GSX750 EE,ESD,ESE,EFE			1980	1989	14	JTF513,14	34,20	43	JTR816,43	115,38	50	114	DID50(530)VX114	369,36	
										SX6143.816,43	250,97			EK530MVXZ114	423,73	
										SX239.816,43	133,37			IRIS530HTP114	309,64	
750	GSX750 F-K,L,M,N,PR,S,T,V,W	GR78A		1989	1998	15	JTF513,15	34,20	47	SX231.816,43	130,31			JTC530X1R114	287,79	
										JTR829,47	132,05	50	118	DID50(530)VX118	382,32	
										SX6143.829,47	250,97			EK530MVXZ118	438,60	
750	GSX750 F-X,Y,K1,K2,K3,K4,K5,K6									SX239.829,47	133,37			IRIS530HTP118	320,51	
										SX231.829,47	130,31			JTC530X1R118	297,89	
				1999	2006	15	JTF513,15	34,20	45	JTR829,45	123,45	50	116	DID50(530)VX116	375,84	
750										SX6143.829,45	250,97			EK530MVXZ116	431,17	
										SX239.829,45	133,37			IRIS530HTP116	315,08	
										SX231.829,45	130,31			JTC530X1R116	292,84	
750	GSX750 LT,LX,T,ET,EX,EZ,SZ			1979	1982	15	JTF518,15	48,92	41	JTR818,41	136,98	630	96	DID630V96	427,20	
750	GSX750 S,SS	GS75X	Japonia	1984	1985	16	JTF513,16	34,20	43	JTR816,43	115,38	50	110	DID50(530)VX110	356,40	
										SX6143.816,43	250,97			EK530MVXZ110	408,87	
										SX239.816,43	133,37			IRIS530HTP110	298,78	
750	GSX750 S-2,S2C	GS75X	Japonia	1984	1985	16	JTF513,16	34,20	42	SX231.816,43	130,31			JTC530X1R110	277,69	
										JTR816,42	115,38	50	110	DID50(530)VX110	356,40	
										SX6143.816,42	250,97			EK530MVXZ110	408,87	
750	GSX750 SE,S3/4 KATANA									SX239.816,42	133,37			IRIS530HTP110	298,78	
										SX231.816,42	130,31			JTC530X1R110	277,69	
		GR72A		1984	1986	14	JTF513,14	34,20	43	JTR816,43	115,38	50	114	DID50(530)VX114	369,36	
750	GSX750 W,X,Y,K1,K2,K3 (RETRO STYLE)									SX6143.816,43	250,97			EK530MVXZ114	423,73	
										SX239.816,43	133,37			IRIS530HTP114	309,64	
										SX231.816,43	130,31			JTC530X1R114	287,79	
750	GSX-R750 F			1998	2003	15	JTF513,15	34,20	42	JTR816,42	115,38	50	112	DID50(530)VX112	362,88	
										SX6143.816,42	250,97			EK530MVXZ112	416,30	
										SX239.816,42	133,37			IRIS530HTP112	304,21	
750	GSX-R750 J									SX231.816,42	130,31			JTC530X1R112	282,74	
		GR75A		1985		14	JTF513,14	34,20	42	JTR829,42	112,03	50	106	DID50(530)VX106	343,44	
										SX6143.829,42	250,97			EK530MVXZ106	394,00	
750	GSX-R750 G,HG,H,XH									SX239.829,42	133,37			IRIS530HTP106	287,92	
										SX231.829,42	130,31			JTC530X1R106	267,60	
		GR75A		1986	1987	14	JTF513,14	34,20	42	JTR829,42	112,03	50	110	DID50(530)VX110	356,40	
750	GSX-R750 J									SX6143.829,42	250,97			EK530MVXZ110	408,87	
										SX239.829,42	133,37			IRIS530HTP110	298,78	
										SX231.829,42	130,31			JTC530X1R110	277,69	
750	GSX-R750 J,K SLING SHOT	GR77C	Japonia	1988		15	JTF513,15	34,20	42	JTR829,42	112,03	50	106	DID50(530)VX106	343,44	
										SX6143.829,42	250,97			EK530MVXZ106	394,00	
										SX239.829,42	133,37			IRIS530HTP106	287,92	
750	GSX-R750 J,K SLING SHOT									SX231.829,42	130,31			JTC530X1R106	267,60	
		GR77B		1988	1989	15	JTF513,15	34,20	44	JTR829,44	120,63	50	108	DID50(530)VX108	349,92	
										SX6143.829,44	250,97			EK530MVXZ108	401,43	
750	GSX-R750 K,AK									SX239.829,44	133,37			IRIS530HTP108	293,35	
										SX231.829,44	130,31			JTC530X1R108	272,65	
		GR77B	Francja	1988	1989	15	JTF513,15	34,20	45	JTR829,45	123,45	50	108	DID50(530)VX108	349,92	
750	GSX-R750 K4,K5 WTRYSK									SX6143.829,45	250,97			EK530MVXZ108	401,43	
										SX239.829,45	133,37			IRIS530HTP108	293,35	
										SX231.829,45	130,31			JTC530X1R108	272,65	
750	GSX-R750 L,M	GR77C	Japonia	1989	1990	15	JTF513,15	34,20	45	JTR829,45	123,45	50	108	DID50(530)VX108	349,92	
										SX6143.829,45	250,97			EK530MVXZ108	401,43	
										SX239.829,45	133,37			IRIS530HTP108	293,35	
750	GSX-R750 L,M SLING SHOT									SX231.829,45	130,31			JTC530X1R108	272,65	
				2004	2005	17	JTF520,17	51,25	43	JTR1792,43	121,88	525	110	DID525ZVMX110	489,50	
										SX6143.1792,43	250,97			EK525ZVX2110	564,91	
750	GSX-R750 K6,K7,K8,K9,L0									SX239.1792,43	133,37			IRIS525FB110	385,94	
										SX231.1792,43	119,36			JTC525X1R110	254,93	
				2006	2010	17	JTF520,17	51,25	45	JTR1792,45	123,77	525	116	DID525ZVMX116	516,20	
750	GSX-R750 WN,WP,WR,WS									SX6143.1792,45	250,97			EK525ZVX2116	595,72	
										SX239.1792,45	133,37			IRIS525FB116	406,99	
										SX231.1792,45	119,36			JTC525X1R116	268,84	
750	GSX-R750 R (GSX-R750)	GR7AC	Japonia	1990	1991	15	JTF513,15	34,20	43	JTR816,43	115,38	50	106	DID50(530)VX106	343,44	
										SX6143.816,43	250,97			EK530MVXZ106	394,00	
										SX239.816,43	133,37			IRIS530HTP106	287,92	
750	GSX-R750 R2,RH,RR (GSX-R750)									SX231.816,43	130,31			JTC530X1R106	267,60	
		GR7AD		1990	1991	15	JTF513,15	34,20	43	JTR816,43	115,38	50	108	DID50(530)VX108	349,92	
										SX6143.816,43	250,97			EK530MVXZ108	401,43	
750	GSX-R750 WT,WV SRAD									SX239.816,43	133,37			IRIS530HTP108	293,35	
										SX231.816,43	130,31			JTC530X1R108	272,65	
		GR71F	Japonia	1987		14	JTF513,14	34,20	42	JTR829,42	112,03	50	106	DID50(530)VX106	343,44	
750	GSX-R750 Y,K1-K3 WTRYSK SRAD									SX6143.829,42	250,97			EK530MVXZ106	394,00	
										SX239.829,42	133,37			IRIS530HTP106	287,92	
										SX231.829,42	130,31			JTC530X1R106	267,60	
750	GT750 A,B	GR71G	Japonia	1987		14	JTF513,14	34,20	42	JTR829,42	112,03	50	110	DID50(530)VX110	356,40	
										SX6143.829,42	250,97			EK530MVXZ110	408,87	
										SX239.829,42	133,37			IRIS530HTP110	298,78	
750	GT750 J,K									SX231.829,42	130,31			JTC530X1R110	277,69	
		GR7BD		1992	1995	15	JTF513,15	34,20	42	JTR816,42	115,38	50	108	DID50(530)VX108	349,92	
										SX6143.816,42	250,97			EK530MVXZ108	401,43	
750	GT750 L,M									SX239.816,42	133,37			IRIS530HTP108	293,35	
										SX231.816,42	130,31			JTC530X1R108	272,65	
				1996	1997	15	JTF513,15	34,20	43	JTR499,43	119,98	50	108	DID50(530)VX108	349,92	
750	GT750 A,B									SX6143.499,43	250,97			EK530MVXZ108	401,43	
										SX239.499,43	133,37			IRIS530HTP108	293,35	
										SX231.499,43	130,31			JTC530X1R108	272,65	
750	GT750 J,K									JTR498,44	108,13	525	110	DID525ZVMX110	489,50	
										SX6143.498,44	250,97			EK525ZVX2110	564,91	
										SX239.498,44	133,37			IRIS525FB110	385,94	
750	GT750 L,M									SX231.498,44	119,36			JTC525X1R110	254,93	
										SX6143.1792,42						

Poj. [cm3]	Model	Kod	Kraj	Rok od	Rok do	Zębatka przód			Zębatka tył			Łańcuch			
						JT			JT / Supersprox			DID / EK / IRIS / JT			
						Lz	Nr katalogowy	Cena	Lz	Nr katalogowy	Cena	Szer.	Dł.	Nr katalogowy	Cena
SUZUKI															
750	GT750 L,M			1976	1977					SX6143.816,43	250,97			EK530MVXZ108	401,43
										SX239.816,43	133,37			IRIS530HTP108	293,35
										SX231.816,43	130,31			JTC530X1R108	272,65
800	DR800			1994		15	JTF1448,15	54,50	47	JTR1821,47	122,42	525	116	DID525ZVMX116	516,20
														EK525ZVX2116	595,72
														IRIS525FB116	406,99
800	DR800 S BIG			1999	2000	15	JTF438,15	54,07	47	JTR828,47	94,06	520	116	JTC525X1R116	268,84
										SX6143.828,47	230,06			DID520ZVMX116	464,00
										SX239.828,47	125,38			EK520ZVX116	490,38
800	DR800 S-K,L BIG	SR43A/B		1988	1990	15	JTF438,15	54,07	48	JTR828,48	94,06	520	116	IRIS520FB116	397,40
										SX231.828,47	98,11			JTC520X1R116	233,63
										SX6143.828,48	230,06			DID520ZVMX116	464,00
800	DR800 S-M,N,P BIG	SR43B		1991	1993	15	JTF438,15	54,07	47	JTR828,47	94,06	520	116	EK520ZVX116	490,38
										SX239.828,47	125,38			IRIS520FB116	397,40
										SX231.828,48	98,11			JTC520X1R116	233,63
800	VZ800 V,W,X,Y,K1,K2,K3,K4 MARAUDER			1997	2004	15	JTF513,15	34,20	48	JTR829,48	140,17	50	116	DID50(530)VX116	375,84
										SX6143.829,48	250,97			EK530MVXZ116	431,17
										SX239.829,48	133,37			IRIS530HTP116	315,08
900	RF900 R-R,S,S2,T,V,W,X			1994	2000	15	JTF513,15	34,20	43	JTR816,43	115,38	50	110	JTC530X1R116	292,84
										SX6143.816,43	250,97			DID50(530)ZVMX110	569,80
										SX239.816,43	133,37			EK530ZVX2110	578,35
1000	DL1000 K2,K3,K4,K5,K6,K7,K8,K9,L0 V-STROM			2002	2010	17	JTF520,17	51,25	42	JTR1792,42	121,88	525	112	IRIS530FB110	394,48
										SX231.1792,42	119,36			JTC530X1R110	277,69
										SX6143.1792,42	250,97			DID525ZVMX112	498,40
1000	DL1000 SE L0 V-STROM			2010		17	JTF520,17	51,25	42	JTR1792,42	121,88	525	112	EK525ZVX2112	575,18
										SX239.1792,42	133,37			IRIS525FB112	392,96
										SX231.1792,42	119,36			JTC525X1R112	259,57
1000	GS1000 ALL			1978	1982	15	JTF518,15	48,92	42	JTR818,42	142,34	630	96	DID630V96	427,20
1000	GSX1000 ALL			1982	1984	15	JTF518,15	48,92	42	JTR818,42	142,34	630	96	DID630V96	427,20
1000	GSX-R1000 K1,K2,K3,K4,K5,K6			2001	2006	17	JTF513,17	37,78	42	JTR1800,42	123,77	50	110	DID50(530)ZVMX110	569,80
										SX6143.1800,42	250,97			EK530ZVX2110	578,35
										SX239.1800,42	133,37			IRIS530FB110	394,48
1000	GSX-R1000 K7,K8			2007	2008	17	JTF513,17	37,78	43	JTR1800,43	129,02	50	112	JTC530X1R110	277,69
										SX6143.1800,43	250,97			DID50(530)ZVMX112	580,16
										SX239.1800,43	133,37			EK530ZVX2112	588,86
1000	GSX-R1000 K9,L0			2009	2010	17	JTF423,17	69,26	42	JTR479,42	117,17	50	114	IRIS530FB112	401,65
										SX231.1800,43	130,31			JTC530X1R112	282,74
										SX6143.479,42	250,97			DID50(530)ZVMX114	590,52
1000	RE5			1975	1977	15	JTF518,15	48,92	42	JTR818,42	142,34	630	96	EK530ZVX2114	599,38
										SX239.479,42	133,37			IRIS530FB114	408,82
										SX231.479,42	130,31			JTC530X1R114	287,79
1000	SV1000 K3,K4,K5,K6,K7			2003	2007	17	JTF513,17	37,78	40	JTR1800,40	114,73	50	110	DID630V96	427,20
										SX6143.1800,40	250,97			DID50(530)ZVMX110	569,80
										SX239.1800,40	133,37			EK530ZVX2110	578,35
1000	SV1000 S-K3,K4,K5,K6,K7			2003	2007	17	JTF513,17	37,78	40	JTR1800,40	114,73	50	108	IRIS530FB110	394,48
										SX6143.1800,40	250,97			JTC530X1R110	277,69
										SX239.1800,40	133,37			DID50(530)ZVMX108	559,44
1000	TL1000 R-W,X,Y,K1,K2			1998	2002	17	JTF513,17	37,78	39	JTR499,39	113,60	50	104	EK530ZVX2108	567,83
										SX6143.499,39	250,97			IRIS530FB108	387,31
										SX231.499,39	130,31			JTC530X1R108	272,65
1000	TL1000 S-V,W,X,Y			1997	2000	17	JTF513,17	37,78	38	JTR499,38	112,14	50	104	DID50(530)ZVMX104	538,72
										SX6143.499,38	250,97			EK530ZVX2104	546,80
										SX239.499,38	133,37			IRIS530FB104	372,96
1100	GS1100 E,ES			1984	1986	15	JTF518,15	48,92	42	JTR818,42	142,34	630	102	JTC530X1R104	262,55
										SX231.499,38	130,31			DID630V102	453,90
1100	GS1100 E-L,ES			1980	1983	15	JTF518,15	48,92	42	JTR818,42	142,34	630	96	DID630V96	427,20
1100	GSX1100 EF,EG			1985	1988	15	JTF518,15	48,92	42	JTR818,42	142,34	630	102	DID630V102	453,90
1100	GSX1100 ET,EX					15	JTF518,15	48,92	42	JTR818,42	142,34	630	96	DID630V96	427,20
1100	GSX1100 EZ,ESD			1980	1985	15	JTF518,15	48,92	42	JTR818,42	142,34	630	98	DID630V98	436,10
1100	GSX1100 F-J,K			1988	1989	15	JTF513,15	34,20	52	JTR816,52	163,55	50	118	DID50(530)ZVMX118	611,24
										SX6143.816,52	250,97			EK530ZVX2118	620,41
										SX239.816,52	133,37			IRIS530FB118	423,17
1100	GSX1100 F-L,M,N,PR,S,T			1990	1996	15	JTF513,15	34,20	52	JTR816,52	163,55	50	122	JTC530X1R118	297,89
										SX6143.816,52	250,97			DID50(530)ZVMX122	631,96
										SX239.816,52	133,37			EK530ZVX2122	641,44
1100	GSX1100 SZ,SD KATANA			1981	1985	15	JTF518,15	48,92	42	JTR818,42	142,34	630	96	IRIS530FB122	437,51
										SX231.816,52	130,31			JTC530X1R122	307,99
														DID630V96	427,20
1100	GSX-R1100 G,H		Australia	1986	1987	14	JTF513,14	34,20	47	JTR829,47	132,05	50	114	DID50(530)ZVMX114	590,52
										SX6143.829,47	250,97			EK530ZVX2114	599,38
										SX239.829,47	133,37			IRIS530FB114	408,82
										SX231.829,47	130,31			JTC530X1R114	287,79

Poj. [cm3]	Model	Kod	Kraj	Rok od	Rok do	Zębatka przód			Zębatka tył			Łańcuch			
						JT			JT / Supersprox			DID / EK / IRIS / JT			
						Lz	Nr katalogowy	Cena	Lz	Nr katalogowy	Cena	Szer.	Dł.	Nr katalogowy	Cena
1100	GSX-R1100 G,H,J			1986	1988	14	JTF513,14	34,20	46	JTR829,46	126,48	50	114	DID50(530)ZVMX114	590,52
										SX6143.829,46	250,97			EK530ZVX2114	599,38
										SX239.829,46	133,37			IRIS530FB114	408,82
										SX231.829,46	130,31			JTC530X1R114	287,79
1100	GSX-R1100 J		Niemcy	1988		14	JTF513,14	34,20	45	JTR829,45	123,45	50	114	DID50(530)ZVMX114	590,52
										SX6143.829,45	250,97			EK530ZVX2114	599,38
										SX239.829,45	133,37			IRIS530FB114	408,82
										SX231.829,45	130,31			JTC530X1R114	287,79
1100	GSX-R1100 K			1989		15	JTF513,15	34,20	48	JTR816,48	136,98	50	114	DID50(530)ZVMX114	590,52
										SX6143.816,48	250,97			EK530ZVX2114	599,38
										SX239.816,48	133,37			IRIS530FB114	408,82
										SX231.816,48	130,31			JTC530X1R114	287,79
1100	GSX-R1100 L,M,WN			1990	1992	15	JTF513,15	34,20	48	JTR816,48	136,98	50	118	DID50(530)ZVMX118	611,24
										SX6143.816,48	250,97			EK530ZVX2118	620,41
										SX239.816,48	133,37			IRIS530FB118	423,17
										SX231.816,48	130,31			JTC530X1R118	297,89
1100	GSX-R1100 WPWR			1993	1994	15	JTF513,15	34,20	42	JTR816,42	115,38	50	114	DID50(530)ZVMX114	590,52
										SX6143.816,42	250,97			EK530ZVX2114	599,38
										SX239.816,42	133,37			IRIS530FB114	408,82
										SX231.816,42	130,31			JTC530X1R114	287,79
1100	GSX-R1100 WS/WT/WV/WW			1995	1998	16	JTF513,16	34,20	44	JTR816,44	120,20	50	116	DID50(530)ZVMX116	600,88
										SX6143.816,44	250,97			EK530ZVX2116	609,90
										SX239.816,44	133,37			IRIS530FB116	416,00
										SX231.816,44	130,31			JTC530X1R116	292,84
1100	GSX-R1100 WT/WV		Francja	1996	1997	15	JTF513,15	34,20	42	JTR816,42	115,38	50	116	DID50(530)ZVMX116	600,88
										SX6143.816,42	250,97			EK530ZVX2116	609,90
										SX239.816,42	133,37			IRIS530FB116	416,00
										SX231.816,42	130,31			JTC530X1R116	292,84
1200	GSF1200 K6 BANDIT			2006		15	JTF513,15	34,20	45	JTR1800,45	132,92	50	116	DID50(530)ZVMX116	600,88
										SX6143.1800,45	250,97			EK530ZVX2116	609,90
										SX239.1800,45	133,37			IRIS530FB116	416,00
										SX231.1800,45	130,31			JTC530X1R116	292,84
1200	GSF1200 SA-K6 BANDIT			2006		15	JTF513,15	34,20	45	JTR1800,45	132,92	50	116	DID50(530)ZVMX116	600,88
										SX6143.1800,45	250,97			EK530ZVX2116	609,90
										SX239.1800,45	133,37			IRIS530FB116	416,00
										SX231.1800,45	130,31			JTC530X1R116	292,84
1200	GSF1200 S-T,V,W,X,Y,K1,K2,K3,K4,K5 BANDIT			1995	2005	15	JTF513,15	34,20	45	JTR816,45	127,67	50	110	DID50(530)ZVMX110	569,80
										SX6143.816,45	250,97			EK530ZVX2110	578,35
										SX239.816,45	133,37			IRIS530FB110	394,48
										SX231.816,45	130,31			JTC530X1R110	277,69
1200	GSF1200 T,V,W,X,Y,K1,K2,K3,K4,K5 BANDIT			1995	2005	15	JTF513,15	34,20	45	JTR816,45	127,67	50	110	DID50(530)ZVMX110	569,80
										SX6143.816,45	250,97			EK530ZVX2110	578,35
										SX239.816,45	133,37			IRIS530FB110	394,48
										SX231.816,45	130,31			JTC530X1R110	277,69
1200	GSX1200 INAZUMA			1999	2000	15	JTF513,15	34,20	44	JTR816,44	120,20	50	112	DID50(530)ZVMX112	580,16
										SX6143.816,44	250,97			EK530ZVX2112	588,86
										SX239.816,44	133,37			IRIS530FB112	401,65
										SX231.816,44	130,31			JTC530X1R112	282,74
1250	GSF1250 A-L0 BANDIT (ABS)			2010		18	JTF513,18	43,46	43	JTR1800,43	129,02	50	120	DID50(530)ZVMX120	621,60
										SX6143.1800,43	250,97			EK530ZVX2120	630,93
										SX239.1800,43	133,37			IRIS530FB120	430,34
										SX231.1800,43	130,31			JTC530X1R120	302,94
1250	GSF1250 K7,K8,K9 BANDIT (ABS)			2007	2009	18	JTF513,18	43,46	43	JTR1800,43	129,02	50	118	DID50(530)ZVMX118	611,24
										SX6143.1800,43	250,97			EK530ZVX2118	620,41
										SX239.1800,43	133,37			IRIS530FB118	423,17
										SX231.1800,43	130,31			JTC530X1R118	297,89
1250	GSF1250 SA-L0 BANDIT (ABS)			2010		18	JTF513,18	43,46	43	JTR1800,43	129,02	50	120	DID50(530)ZVMX120	621,60
										SX6143.1800,43	250,97			EK530ZVX2120	630,93
										SX239.1800,43	133,37			IRIS530FB120	430,34
										SX231.1800,43	130,31			JTC530X1R120	302,94
1250	GSF1250 SA-L0 BANDIT TRAVELLER(ABS)			2010		18	JTF513,18	43,46	43	JTR1800,43	129,02	50	120	DID50(530)ZVMX120	621,60
										SX6143.1800,43	250,97			EK530ZVX2120	630,93
										SX239.1800,43	133,37			IRIS530FB120	430,34
										SX231.1800,43	130,31			JTC530X1R120	302,94
1250	GSF1250 S-K7,K8,K9 BANDIT (ABS)			2007	2009	18	JTF513,18	43,46	43	JTR1800,43	129,02	50	118	DID50(530)ZVMX118	611,24
										SX6143.1800,43	250,97			EK530ZVX2118	620,41
										SX239.1800,43	133,37			IRIS530FB118	423,17
										SX231.1800,43	130,31			JTC530X1R118	297,89
1250	GSX1250 FA-L0 TRAVELLER			2010		18	JTF513,18	43,46	43	JTR1800,43	129,02	50	120	DID50(530)ZVMX120	621,60
										SX6143.1800,43	250,97			EK530ZVX2120	630,93
										SX239.1800,43	133,37			IRIS530FB120	430,34
										SX231.1800,43	130,31			JTC530X1R120	302,94
1250	GSX1250 F-L0			2010		18	JTF513,18	43,46	43	JTR1800,43	129,02	50	120	DID50(530)ZVMX120	621,60
										SX6143.1800,43	250,97			EK530ZVX2120	630,93
										SX239.1800,43	133,37			IRIS530FB120	430,34
										SX231.1800,43	130,31			JTC530X1R120	302,94
1300	GSX1300 BK-L0 B-KING			2010		18	JTF423,18	11,89	43	JTR1800,43	129,02	50	118	DID50(530)ZVMX118	611,24
										SX6143.1800,43	250,97			EK530ZZ2118	755,73
										SX239.1800,43	133,37			IRIS530FB118	423,17
										SX231.1800,43	130,31			JTC530X1R118	297,89
1300	GSX1300 K8,K9 BK B-KING			2008	2009	18	JTF423,18	11,89	43	JTR1800,43	129,02	50	118	DID50(530)ZVMX118	611,24
										SX6143.1800,43	250,97			EK530ZZ2118	755,73
										SX239.1800,43	133,37			IRIS530FB118	423,17
										SX231.1800,43	130,31			JTC530X1R118	297,89
1300	GSX-R1300 R-K7 HAYABUSA LTD.			2007		17	JTF513,17	37,78	40	JTR499,40	106,51	50	112	DID50(530)ZVMX112	580,16
										SX6143.499,40	250,97			EK530ZZ2112	717,31
										SX239.499,40	133,37			IRIS530FB112	401,65
										SX231.499,40	130,31			JTC530X1R112	282,74
1300	GSX-R1300 R-K8,K9,L0 HAYABUSA			2008	2010	18	JTF423,18	11,89	43	JTR1800,43	129,02	50	118	DID50(530)ZVMX118	611,24
										SX6143.1800,43	250,97			EK530ZZ2118	755,73
										SX239.1800,43	133,37			IRIS530FB118	423,17
										SX231.1800,43	130,31			JTC530X1R118	297,89
1300	GSX-R1300 R-X,Y,K1,K2,K3,K4,K5,K6,K7 HAYABUSA			1999	2007	17	JTF513,17	37,78							

Poj. [cm3]	Model	Kod	Kraj	Rok od	Rok do	Zębatka przód			Zębatka tył			Łańcuch				
						JT		Cena	JT / Supersprox		Cena	Szer.	Dł.	DID / EK / IRIS / JT		Cena
						Lz	Nr katalogowy		Lz	Nr katalogowy				Nr katalogowy		
SUZUKI																
1400	GSX1400 K1,K2,K3,K4,K5,K6,K7,K8			2001	2008					SX231.1797,41	130,31			JTC530X1R116	292,84	
THUMPSTAR																
250	THUMPSTAR PIT BIKES WSZYSTKIE MODELE 100CC+					15	JTF259,15	14,29	39	JTR1080,39	45,80	428				
TRIUMPH																
600	600 DAYTONA			2003	2004	14	JTF1182,14	68,03	45	JTR1792,45	123,77	525	108	DID525ZVMX108	480,60	
										SX6143.1792,45	250,97			EK525ZVX2108	554,64	
										SX239.1792,45	133,37			IRIS525FB108	378,93	
600	600 SPEED FOUR			2003	2005	14	JTF1182,14	68,03	42	SX231.1792,45	119,36			JTC525X1R108	250,30	
										JTR1792,42	121,88	525	106	DID525ZVMX106	471,70	
										SX6143.1792,42	250,97			EK525ZVX2106	544,37	
600	600 TT									SX239.1792,42	133,37			IRIS525FB106	371,91	
										SX231.1792,42	119,36			JTC525X1R106	245,66	
				2000	2003	14	JTF1182,14	68,03	42	JTR1792,42	121,88	525	106	DID525ZVMX106	471,70	
600	600 TT OD NR VIN 165717									SX6143.1792,42	250,97			EK525ZVX2106	544,37	
										SX239.1792,42	133,37			IRIS525FB106	371,91	
										SX231.1792,42	119,36			JTC525X1R106	245,66	
600	600 TT OD NR VIN 165717			2004		15	JTF1182,15	69,27	45	JTR1792,45	123,77	525	106	DID525ZVMX106	471,70	
										SX6143.1792,45	250,97			EK525ZVX2106	544,37	
										SX239.1792,45	133,37			IRIS525FB106	371,91	
650	650 DAYTONA									SX231.1792,45	119,36			JTC525X1R106	245,66	
										JTR1792,45	123,77	525	108	DID525ZVMX108	480,60	
				2005		14	JTF1182,14	68,03	45	SX6143.1792,45	250,97			EK525ZVX2108	554,64	
675	675 DAYTONA									SX239.1792,45	133,37			IRIS525FB108	378,93	
										SX231.1792,45	119,36			JTC525X1R108	250,30	
				2006	2010	16	JTF520,16	43,46	47	JTR2014,47	125,34	525	116	DID525ZVMX116	516,20	
675	675 STREET TRIPLE									SX6143.2012,47	250,97			EK525ZVX2116	595,72	
										SX239.2012,47	133,37			IRIS525FB116	406,99	
										SX231.2012,47	119,36			JTC525X1R116	268,84	
675	675 STREET TRIPLE R			2008	2010	16	JTF520,16	43,46	47	JTR2014,47	125,34	525				
										SX6143.2012,47	250,97					
										SX239.2012,47	133,37					
675	675 STREET TRIPLE R									SX231.2012,47	119,36					
				2010		16	JTF520,16	43,46	47	JTR2014,47	125,34	525				
										SX6143.2012,47	250,97					
750	750 DAYTONA									SX239.2012,47	133,37					
		MK1	Francja	1993		17	JTF1180,17	55,20	46	JTR2010,46	125,34	50	112	DID50(530)VX112	362,88	
										SX6143.2010,46	250,97			EK530MVXZ112	416,30	
750	750 DAYTONA									SX239.2010,46	133,37			IRIS530HTP112	304,21	
										SX231.2010,46	130,31			JTC530X1R112	282,74	
		MK2	Francja	1993		17	JTF1180,17	55,20	43	JTR2010,43	115,38	50	110	DID50(530)VX110	356,40	
750	750 DAYTONA									SX6143.2010,43	250,97			EK530MVXZ110	408,87	
										SX239.2010,43	133,37			IRIS530HTP110	298,78	
										SX231.2010,43	130,31			JTC530X1R110	277,69	
750	750 DAYTONA			1991	1995	17	JTF1180,17	55,20	48	JTR2010,48	141,09	50	114	DID50(530)VX114	369,36	
										SX6143.2010,48	250,97			EK530MVXZ114	423,73	
										SX239.2010,48	133,37			IRIS530HTP114	309,64	
750	750 THUNDERBIRD									SX231.2010,48	130,31			JTC530X1R114	287,79	
										SX231.2010,48	130,31					
				1995		17	JTF1180,17	55,20	43	JTR2010,43	115,38	50	110	DID50(530)VX110	356,40	
750	750 TRIDENT									SX6143.2010,43	250,97			EK530MVXZ110	408,87	
										SX239.2010,43	133,37			IRIS530HTP110	298,78	
										SX231.2010,43	130,31			JTC530X1R110	277,69	
800	800 AMERICA			1991	1997	17	JTF1180,17	55,20	48	JTR2010,48	141,09	50	114	DID50(530)VX114	369,36	
										SX6143.2010,48	250,97			EK530MVXZ114	423,73	
										SX239.2010,48	133,37			IRIS530HTP114	309,64	
800	800 AMERICA									SX231.2010,48	130,31			JTC530X1R114	287,79	
										SX231.2010,48	130,31					
				2003	2006	17	JTF1183,17	55,20	42	JTR1332,42	102,12	525	112	DID525VX112	332,64	
800	800 BONNEVILLE									SX6143.1332,42	250,97			EK525MVXZ112	408,34	
										SX239.1332,42	133,37			IRIS525HTP112	297,58	
										SX231.1332,42	119,36			JTC525X1R112	259,57	
800	800 BONNEVILLE			2002	2006	17	JTF1183,17	55,20	43	JTR1792,43	121,88	525	104	DID525VX104	308,88	
										SX6143.1792,43	250,97			EK525MVXZ104	379,18	
										SX239.1792,43	133,37			IRIS525HTP104	276,32	
800	800 BONNEVILLE T100									SX231.1792,43	119,36			JTC525X1R104	241,03	
										JTR1792,43	121,88	525	104	DID525VX104	308,88	
				2003	2005	17	JTF1183,17	55,20	43	SX6143.1792,43	250,97			EK525MVXZ104	379,18	
800	800 BONNEVILLE T100 CENTENNIAL EDITION									SX239.1792,43	133,37			IRIS525HTP104	276,32	
										SX231.1792,43	119,36			JTC525X1R104	241,03	
				2002		17	JTF1183,17	55,20	43	JTR1792,43	121,88	525	104	DID525VX104	308,88	
800	800 SPEEDMASTER									SX6143.1332,42	250,97			EK525MVXZ112	332,64	
										SX239.1332,42	133,37			IRIS525HTP112	297,58	
										SX231.1332,42	119,36			JTC525X1R112	259,57	
865	865 AMERICA			2007	2010	17	JTF1183,17	55,20	42	JTR1332,42	102,12	525	112	DID525VX112	332,64	
										SX6143.1332,42	250,97			EK525MVXZ112	408,34	
										SX239.1332,42	133,37			IRIS525HTP112	297,58	
865	865 BONNEVILLE									SX231.1332,42	119,36			JTC525X1R112	259,57	
										JTR1792,43	121,88	525	104	DID525VX104	308,88	
				2007	2010	18	JTF1183,18	55,20	43	SX6143.1792,43	250,97			EK525MVXZ104	379,18	
865	865 BONNEVILLE BLACK									SX239.1792,43	133,37			IRIS525HTP104	276,32	
										SX231.1792,43	119,36			JTC525X1R104	241,03	
				2007		18	JTF1183,18	55,20	43	JTR1792,43	121,88	525	104	DID525VX104	308,88	
865	865 BONNEVILLE SE									SX6143.1792,43	250,97			EK525MVXZ104	379,18	
										SX239.1792,43	133,37			IRIS525HTP104	276,32	
										SX231.1792,43	119,36			JTC525X1R104	241,03	
865	865 BONNEVILLE T100									JTR1792,43	121,88	525	104	DID525VX104	308,88	
										SX6143.1792,43	250,97			EK525MVXZ104	379,18	
				2006	2010	18	JTF1183,18	55,20	43	SX239.1792,43	133,37			IRIS525HTP104	276,32	
865	865 SCRAMBLER									SX231.1792,43	119,36			JTC525X1R104	241,03	
										JTR1792,43	121,88	525	106	DID525VX106	314,82	
										SX6143.1792,43	250,97			EK525MVXZ106	386,47	
865	865 SCRAMBLER									SX239.1792,43	133,37			IRIS525HTP106	281,64	
										SX231.1792,43	119,36			JTC525X1R106	245,66	

Poj. [cm3]	Model	Kod	Kraj	Rok od	Rok do	Zębatka przód			Zębatka tył			Łańcuch			
						JT			JT / Supersprox			DID / EK / IRIS / JT			
						Lz	Nr katalogowy	Cena	Lz	Nr katalogowy	Cena	Szer.	Dł.	Nr katalogowy	Cena
865	865 SPEEDMASTER			2006	2010	18	JTF1183,18	55,20	42	JTR1332,42	102,12	525	112	DID525VX112	332,64
										SX6143.1332,42	250,97			EK525MVXZ112	408,34
										SX239.1332,42	133,37			IRIS525HTP112	297,58
865	865 THRUXTON			2007	2010	18	JTF1183,18	55,20	43	SX231.1332,42	119,36			JTC525X1R112	259,57
										JTR1792,43	121,88	525	104	DID525VX104	308,88
										SX6143.1792,43	250,97			EK525MVXZ104	379,18
900	900 ADVENTURER								SX239.1792,43	133,37			IRIS525HTP104	276,32	
				1996	1998	17	JTF1180,17	55,20	43	SX231.1792,43	119,36			JTC525X1R104	241,03
										JTR2010,43	115,38	50	110	DID50(530)VX110	356,40
900	900 ADVENTURER								SX6143.2010,43	250,97			EK530MVXZ110	408,87	
										SX239.2010,43	133,37			IRIS530HTP110	298,78
										SX231.2010,43	130,31			JTC530X1R110	277,69
900	900 ADVENTURER			1999	2001	18	JTF1180,18	55,20	43	JTR2010,43	115,38	50	114	DID50(530)VX114	369,36
										SX6143.2010,43	250,97			EK530MVXZ114	423,73
										SX239.2010,43	133,37			IRIS530HTP114	309,64
900	900 DAYTONA								SX231.2010,43	130,31			JTC530X1R114	287,79	
				1994	1997	17	JTF1180,17	55,20	46	JTR2010,46	125,34	50	112	DID50(530)VX112	362,88
										SX6143.2010,46	250,97			EK530MVXZ112	416,30
900	900 DAYTONA SUPER III								SX239.2010,46	133,37			IRIS530HTP112	304,21	
										SX231.2010,46	130,31			JTC530X1R112	282,74
				1996		17	JTF1180,17	55,20	43	JTR2010,43	115,38	50	110	DID50(530)VX110	356,40
900	900 LEGEND DELUXE								SX6143.2010,43	250,97			EK530MVXZ110	408,87	
										SX239.2010,43	133,37			IRIS530HTP110	298,78
										SX231.2010,43	130,31			JTC530X1R110	277,69
900	900 LEGEND TT			2001		17	JTF1180,17	55,20	43	JTR2010,43	115,38	50	114	DID50(530)VX114	369,36
										SX6143.2010,43	250,97			EK530MVXZ114	423,73
										SX239.2010,43	133,37			IRIS530HTP114	309,64
900	900 LEGEND TT								SX231.2010,43	130,31			JTC530X1R114	287,79	
				1999	2000	17	JTF1180,17	55,20	43	JTR2010,43	115,38	50	114	DID50(530)VX114	369,36
										SX6143.2010,43	250,97			EK530MVXZ114	423,73
900	900 SPEED TRIPLE								SX239.2010,43	133,37			IRIS530HTP114	309,64	
										SX231.2010,43	130,31			JTC530X1R114	287,79
				1994	1996	17	JTF1180,17	55,20	43	JTR2010,43	115,38	50	110	DID50(530)VX110	356,40
900	900 SPRINT								SX6143.2010,43	250,97			EK530MVXZ110	408,87	
										SX239.2010,43	133,37			IRIS530HTP110	298,78
										SX231.2010,43	130,31			JTC530X1R110	277,69
900	900 SPRINT FT			1993	1997	17	JTF1180,17	55,20	46	JTR2010,46	125,34	50	112	DID50(530)VX112	362,88
										SX6143.2010,46	250,97			EK530MVXZ112	416,30
										SX239.2010,46	133,37			IRIS530HTP112	304,21
900	900 SPRINT FT								SX231.2010,46	130,31			JTC530X1R112	282,74	
				1999		17	JTF1180,17	55,20	43	JTR2010,43	115,38	50	110	DID50(530)VX110	356,40
										SX6143.2010,43	250,97			EK530MVXZ110	408,87
900	900 SPRINT SPORT								SX239.2010,43	133,37			IRIS530HTP110	298,78	
										SX231.2010,43	130,31			JTC530X1R110	277,69
				1998		17	JTF1180,17	55,20	46	JTR2010,46	125,34	50	110	DID50(530)VX110	356,40
900	900 THUNDERBIRD								SX6143.2010,46	250,97			EK530MVXZ110	408,87	
										SX239.2010,46	133,37			IRIS530HTP110	298,78
										SX231.2010,46	130,31			JTC530X1R110	277,69
900	900 THUNDERBIRD SPORT			1995	2003	17	JTF1180,17	55,20	43	JTR2010,43	115,38	50	110	DID50(530)VX110	356,40
										SX6143.2010,43	250,97			EK530MVXZ110	408,87
										SX239.2010,43	133,37			IRIS530HTP110	298,78
900	900 THUNDERBIRD SPORT								SX231.2010,43	130,31			JTC530X1R110	277,69	
				1998		17	JTF1180,17	55,20	43	JTR2010,43	115,38	50	110	DID50(530)VX110	356,40
										SX6143.2010,43	250,97			EK530MVXZ110	408,87
900	900 THUNDERBIRD SPORT								SX239.2010,43	133,37			IRIS530HTP110	298,78	
										SX231.2010,43	130,31			JTC530X1R110	277,69
				1999	2000	18	JTF1180,18	55,20	43	JTR2010,43	115,38	50	114	DID50(530)VX114	369,36
900	900 THUNDERBIRD SPORT								SX6143.2010,43	250,97			EK530MVXZ114	423,73	
										SX239.2010,43	133,37			IRIS530HTP114	309,64
										SX231.2010,43	130,31			JTC530X1R114	287,79
900	900 TIGER			2001	2004	17	JTF1180,17	55,20	43	JTR2010,43	115,38	50			
										SX6143.2010,43	250,97				
										SX239.2010,43	133,37				
900	900 TIGER								SX231.2010,43	130,31					
				1991	2000	18	JTF1180,18	55,20	48	JTR2010,48	141,09	50	114	DID50(530)VX114	369,36
										SX6143.2010,48	250,97			EK530MVXZ114	423,73
900	900 TRIDENT								SX239.2010,48	133,37			IRIS530HTP114	309,64	
										SX231.2010,48	130,31			JTC530X1R114	287,79
				1991	1998	17	JTF1180,17	55,20	46	JTR2010,46	125,34	50	114	DID50(530)VX114	369,36
900	900 TROPHY								SX6143.2010,46	250,97			EK530MVXZ114	423,73	
										SX239.2010,46	133,37			IRIS530HTP114	309,64
										SX231.2010,46	130,31			JTC530X1R114	287,79
900	900 TROPHY			1991	1995	17	JTF1180,17	55,20	46	JTR2010,46	125,34	50	112	DID50(530)VX112	362,88
										SX6143.2010,46	250,97			EK530MVXZ112	416,30
										SX239.2010,46	133,37			IRIS530HTP112	304,21
900	900 TROPHY								SX231.2010,46	130,31			JTC530X1R112	282,74	
				1996	1997	17	JTF1180,17	55,20	42	JTR2010,42	118,63	50	110	DID50(530)VX110	356,40
										SX6143.2010,42	250,97			EK530MVXZ110	408,87
900	900 TROPHY								SX239.2010,42	133,37			IRIS530HTP110	298,78	
										SX231.2010,42	130,31			JTC530X1R110	277,69
				1998		17	JTF1180,17	55,20	43	JTR2010,43	115,38	50	110	DID50(530)VX110	356,40
900	900 TROPHY								SX6143.2010,43	250,97			EK530MVXZ110	408,87	
										SX239.2010,43	133,37			IRIS530HTP110	298,78
										SX231.2010,43	130,31			JTC530X1R110	277,69
900	900 TROPHY			1999		17	JTF1180,17	55,20	44	JTR2010,44	123,77	50	110	DID50(530)VX110	356,40
										SX6143.2010,44	250,97			EK530MVXZ110	408,87
										SX239.2010,44	133,37			IRIS530HTP110	298,78
900	900 TROPHY								SX231.2010,44	130,31			JTC530X1R110	277,69	
				2000	2001	18	JTF1180,18	55,20	43	JTR2010,43	115,38	50	110	DID50(530)VX110	356,40
										SX6143.2010,43	250,97			EK530MVXZ110	408,87
955	955 SPEED TRIPLE								SX239.2010,43	133,37			IRIS530HTP110	298,78	
										SX231.2010,43	130,31			JTC530X1R110	277,69
				1999	2001	18	JTF1180,18	55,20	43	JTR2011,43	126,91	50	108	DID50(530)VX108	349,92
955	955 SPEED TRIPLE														

Poj. [cm3]	Model	Kod	Kraj	Rok od	Rok do	Zębatka przód			Zębatka tył			Łańcuch				
						JT	Lz	Nr katalogowy	Cena	JT / Supersprox	Lz	Nr katalogowy	Cena	Szer.	Di.	DID / EK / IRIS / JT
TRIUMPH																
955	955 SPRINT ST			1999	2004	18	JTF1180,18	55,20	43	JTR2011,43	126,91	50	108	DID50(530)VX108	349,92	
										SX6143.2011,43	250,97			EK530MVXZ108	401,43	
										SX239.2011,43	133,37			IRIS530HTP108	293,35	
955	955 TIGER			2001	2004	18	JTF1180,18	55,20	46	JTR2010,46	125,34	50	114	DID50(530)VX114	369,36	
										SX6143.2010,46	250,97			EK530MVXZ114	423,73	
										SX239.2010,46	133,37			IRIS530HTP114	309,64	
955	955 TIGER			2005	2006	18	JTF1180,18	55,20	46	JTR1800,46	132,92	50	114	DID50(530)VX114	369,36	
										SX6143.1800,46	250,97			EK530MVXZ114	423,73	
										SX239.1800,46	133,37			IRIS530HTP114	309,64	
955	955I DAYTONA			1999	2001	18	JTF1180,18	55,20	42	JTR2011,42	126,80	50	106	DID50(530)VX106	343,44	
										SX6143.2011,42	250,97			EK530MVXZ106	394,00	
										SX239.2011,42	133,37			IRIS530HTP106	287,92	
955	955I DAYTONA			2003	2006	18	JTF1180,18	55,20	42	JTR2011,42	126,80	50	106	DID50(530)VX106	343,44	
										SX6143.2011,42	250,97			EK530MVXZ106	394,00	
										SX239.2011,42	133,37			IRIS530HTP106	287,92	
955	955I DAYTONA (03.2001 >)			2001	2002	19	JTF1180,19	58,29	44	JTR1800,44	132,92	50	106	DID50(530)VX106	343,44	
										SX6143.1800,44	250,97			EK530MVXZ106	394,00	
										SX239.1800,44	133,37			IRIS530HTP106	287,92	
955	955I DAYTONA (SPECIAL EDITION)			2004		18	JTF1180,18	55,20	42	JTR2011,42	126,80	50	106	DID50(530)VX106	343,44	
										SX6143.2011,42	250,97			EK530MVXZ106	394,00	
										SX239.2011,42	133,37			IRIS530HTP106	287,92	
955	955I DAYTONA CENTENNIAL EDITION			2002		19	JTF1180,19	58,29	42	JTR2011,42	126,80	50	106	DID50(530)VX106	343,44	
										SX6143.2011,42	250,97			EK530MVXZ106	394,00	
										SX239.2011,42	133,37			IRIS530HTP106	287,92	
955	T509 SPEED TRIPLE			1997	1998	18	JTF1180,18	55,20	43	JTR2011,43	126,91	50	108	DID50(530)VX108	349,92	
										SX6143.2011,43	250,97			EK530MVXZ108	401,43	
										SX239.2011,43	133,37			IRIS530HTP108	293,35	
955	T955 DAYTONA			1997	1998	18	JTF1180,18	55,20	43	JTR2011,43	126,91	50	108	DID50(530)VX108	349,92	
										SX6143.2011,43	250,97			EK530MVXZ108	401,43	
										SX239.2011,43	133,37			IRIS530HTP108	293,35	
1000	1000 DAYTONA			1991	1995	17	JTF1180,17	55,20	48	JTR2010,48	141,09	50	112	DID50(530)VZMX112	580,16	
										SX6143.2010,48	250,97			EK530ZVX2112	588,86	
										SX239.2010,48	133,37			IRIS530FB112	401,65	
1000	1000 DAYTONA	Niemcy		1991	1994	17	JTF1180,17	55,20	48	JTR2010,48	141,09	50	110	DID50(530)VZMX110	569,80	
										SX6143.2010,48	250,97			EK530ZVX2110	578,35	
										SX239.2010,48	133,37			IRIS530FB110	394,48	
1050	1050 SPEED TRIPLE			2005	2010	18	JTF1180,18	55,20	42	JTR2011,42	126,80	50	106	DID50(530)VZMX106	549,08	
										SX6143.2011,42	250,97			EK530ZVX2106	557,32	
										SX239.2011,42	133,37			IRIS530FB106	380,13	
1050	1050 SPRINT ST			2005	2010	19	JTF1180,19	58,29	42	JTR2011,42	126,80	50	106	DID50(530)VZMX106	549,08	
										SX6143.2011,42	250,97			EK530ZVX2106	557,32	
										SX239.2011,42	133,37			IRIS530FB106	380,13	
1050	1050 TIGER			2007	2010	18	JTF1180,18	55,20	44	JTR1800,44	132,92	50	114	DID50(530)VZMX114	590,52	
										SX6143.1800,44	250,97			EK530ZVX2114	599,38	
										SX239.1800,44	133,37			IRIS530FB114	408,82	
1050	1050 TIGER SE			2009	2010	18	JTF1180,18	55,20	44	JTR1800,44	132,92	50	114	DID50(530)VZMX114	590,52	
										SX6143.1800,44	250,97			EK530ZVX2114	599,38	
										SX239.1800,44	133,37			IRIS530FB114	408,82	
1200	1200 DAYTONA			1993	1996	18	JTF1180,18	55,20	43	JTR2010,43	115,38	50	110	DID50(530)VZMX110	569,80	
										SX6143.2010,43	250,97			EK530ZVX2110	578,35	
										SX239.2010,43	133,37			IRIS530FB110	394,48	
1200	1200 DAYTONA			1997		18	JTF1180,18	55,20	42	JTR2010,42	118,63	50	110	DID50(530)VZMX110	569,80	
										SX6143.2010,42	250,97			EK530ZVX2110	578,35	
										SX239.2010,42	133,37			IRIS530FB110	394,48	
1200	1200 TROPHY			1991	1996	18	JTF1180,18	55,20	45	JTR2010,45	123,77	50	112	DID50(530)VZMX112	580,16	
										SX6143.2010,45	250,97			EK530ZVX2112	588,86	
										SX239.2010,45	133,37			IRIS530FB112	401,65	
1200	1200 TROPHY			1997	1999	18	JTF1180,18	55,20	42	JTR2010,42	118,63	50	110	DID50(530)VZMX110	569,80	
										SX6143.2010,42	250,97			EK530ZVX2110	578,35	
										SX239.2010,42	133,37			IRIS530FB110	394,48	
1200	1200 TROPHY			2000		18	JTF1180,18	55,20	40	JTR2010,40	109,92	50	108	DID50(530)VZMX108	559,44	
										SX6143.2010,40	250,97			EK530ZVX2108	567,83	
										SX239.2010,40	133,37			IRIS530FB108	387,31	
1200	1200 TROPHY			2001		19	JTF1180,19	58,29	40	JTR2010,40	109,92	50	108	DID50(530)VZMX108	559,44	
										SX6143.2010,40	250,97			EK530ZVX2108	567,83	
										SX239.2010,40	133,37			IRIS530FB108	387,31	
1200	1200 TROPHY			2002	2003	18	JTF1180,18	55,20	40	JTR2010,40	109,92	50				
										SX6143.2010,40	250,97					
										SX239.2010,40	133,37					
X-SPORT PIT BIKES WSZYSTKIE MODELE 100CC+																
-	X-SPORT PIT BIKES WSZYSTKIE MODELE 100CC+					15	JTF259,15	14,29	39	JTR1080,39	45,80	428				
YAMAHA																
50	DT50	17W	Japonia	1991		12	JTF546,12	12,93	48	JTR832,48	58,77	420	112	DID420NZ3112	115,36	
														EK420SH112	105,96	
														IRIS420RX112	60,61	
50	DT50 M			1978	1980	11	JTF563,11	12,39	45	JTR832,45	51,41	420	104	JTC420HDR112	46,35	
DID420NZ3104 107,12																

Poj. [cm3]	Model	Kod	Kraj	Rok od	Rok do	Zębatka przód			Zębatka tył			Łańcuch			
						JT			JT / Supersprox			DID / EK / IRIS / JT			
						Lz	Nr katalogowy	Cena	Lz	Nr katalogowy	Cena	Szer.	Dł.	Nr katalogowy	Cena
50	DT50 M			1978	1980									EK420SH104	98,39
														IRIS420RX104	56,28
														JTC420HDDR104	43,04
50	DT50 M		Niemcy	1978	1980	10	JTF562,10	12,34	52	JTR832,52	61,21	420	108	DID420NZ3108	111,24
														EK420SH108	102,17
														IRIS420RX108	58,45
														JTC420HDDR108	44,70
50	DT50 M END.		Norwegia	1978	1982	11	JTF563,11	12,39	42	JTR832,42	42,43	420	102	DID420NZ3102	105,06
														EK420SH102	96,50
														IRIS420RX102	55,20
														JTC420HDDR102	42,21
50	DT50 MX			1981	1987	11	JTF563,11	12,39	48	JTR832,48	58,77	420	110	DID420NZ3110	113,30
														EK420SH110	104,07
														IRIS420RX110	59,53
														JTC420HDDR110	45,52
50	DT50 MX AUTO		Francja	1986	1988	12	JTF563,12	12,39	38	JTR832,38	36,64	420	104	DID420NZ3104	107,12
														EK420SH104	98,39
														IRIS420RX104	56,28
														JTC420HDDR104	43,04
50	DT50 MX AUTO		Francja		1986	14	JTF563,14	12,93	42	JTR832,42	42,43	420	106	DID420NZ3106	109,18
														EK420SH106	100,28
														IRIS420RX106	57,37
														JTC420HDDR106	43,87
50	DT50 MX-I,II		Norwegia	1983	1987	11	JTF563,11	12,39	48	JTR832,48	58,77	420	112	DID420NZ3112	115,36
														EK420SH112	105,96
														IRIS420RX112	60,61
														JTC420HDDR112	46,35
50	DT50 MX-II		Norwegia	1988		11	JTF563,11	12,39	49	JTR832,49	58,77	420	112	DID420NZ3112	115,36
														EK420SH112	105,96
														IRIS420RX112	60,61
														JTC420HDDR112	46,35
50	DT50 MX-S		Niemcy	1986	1994	10	JTF563,10	tel.	48	JTR832,48	58,77	420	112	DID420NZ3112	115,36
														EK420SH112	105,96
														IRIS420RX112	60,61
														JTC420HDDR112	46,35
50	DT50 MX-S			1988	1995	11	JTF563,11	12,39	48	JTR832,48	58,77	420	112	DID420NZ3112	115,36
														EK420SH112	105,96
														IRIS420RX112	60,61
														JTC420HDDR112	46,35
50	DT50 R	2C21		2003	2006	11	JTF1120,11	28,14	50	JTR1131,50	66,62	420	126	DID420NZ3126	129,78
														EK420SH126	119,20
														IRIS420RX126	68,19
														JTC420HDDR126	52,15
50	DT50 R			1997	1998	12	JTF1120,12	27,17	52	JTR832,52	61,21	420	128	DID420NZ3128	131,84
														EK420SH128	121,09
														IRIS420RX128	69,27
														JTC420HDDR128	52,97
50	DT50 R			1999	2002	12	JTF1120,12	27,17	52	JTR1832,52	62,35	420	128	DID420NZ3128	131,84
														EK420SH128	121,09
														IRIS420RX128	69,27
														JTC420HDDR128	52,97
50	DT50 R X-LIMIT			1997		12	JTF1120,12	27,17	52	JTR832,52	61,21	420			
		2C31		2003	2006	11	JTF1120,11	28,14	48	JTR1131,48	66,57	420	126	DID420NZ3126	129,78
50	DT50 SM SUPERMOTARD													EK420SH126	119,20
														IRIS420RX126	68,19
														JTC420HDDR126	52,15
50	DT50 SM SUPERMOTARD			2002		12	JTF1120,12	27,17	50	JTR24,50	46,87	420	128	DID420NZ3128	131,84
														EK420SH128	121,09
														IRIS420RX128	69,27
														JTC420HDDR128	52,97
50	DTR50 (DT50R)			1988	1990	13	JTF546,13	12,93	45	JTR832,45	51,41	420	120	DID420NZ3120	123,60
														EK420SH120	113,53
														IRIS420RX120	64,94
														JTC420HDDR120	49,66
50	DTR50 (DT50R)		Niemcy	1989	1994	10	JTF562,10	12,34	48	JTR832,48	58,77	420	122	DID420NZ3122	125,66
														EK420SH122	115,42
														IRIS420RX122	66,03
														JTC420HDDR122	50,49
50	DTR50 (DT50R)		Norwegia	1989		11	JTF563,11	12,39	48	JTR832,48	58,77	420	126	DID420NZ3126	129,78
														EK420SH126	119,20
														IRIS420RX126	68,19
														JTC420HDDR126	52,15
50	DTR50 (DT50R)			1991	1996	13	JTF546,13	12,93	38	JTR832,38	36,64	420	116	DID420NZ3116	119,48
														EK420SH116	109,74
														IRIS420RX116	62,78
														JTC420HDDR116	48,01
50	FS1					13	JTF563,13	12,93	39	JTR832,39	39,78	420	96	DID420D96	48,00
														EK42096	30,73
														IRIS420RX96	51,95
														JTC420HDDR96	39,73
50	FS1 DX		Niemcy	1978		11	JTF563,11	12,39	44	JTR832,44	46,92	420	100	DID420D100	50,00
														EK420100	32,01
														IRIS420RX100	54,12
														JTC420HDDR100	41,39
50	FS1 DX					13	JTF563,13	12,93	39	JTR832,39	39,78	420	96	DID420D96	48,00
														EK42096	30,73
														IRIS420RX96	51,95
														JTC420HDDR96	39,73
50	FS1 E			1971	1976	14	JTF563,14	12,93	39	JTR834,39	39,07	420	96	DID420D96	48,00
										SX6143.834,39	209,15			EK42096	30,73
										SX239.834,39	117,06			IRIS420RX96	51,95
										SX231.834,39	73,58			JTC420HDDR96	39,73
50	FS1 E DX					14	JTF563,14	12,93	39	JTR832,39	39,78	420	98	DID420D98	49,00
														EK42098	31,37
														IRIS420RX98	53,04
														JTC420HDDR98	40,56
50	FS1 EA					14	JTF563,14	12,93	39	JTR832,39	39,78	420	96	DID420D96	48,00
														EK42096	30,73
														IRIS420RX96	51,95
														JTC420HDDR96	39,73
50	FS1 SE					13	JTF563,13	12,93	39	JTR832,39	39,78	420	96	DID420D96	48,00
														EK42096	30,73
														IRIS420RX96	51,95
														JTC420HDDR96	39,73

Poj. [cm3]	Model	Kod	Kraj	Rok od	Rok do	Zębatka przód			Zębatka tył			Łańcuch			
						JT		Cena	JT / Supersprox		Cena	Szer.	Dł.	DID / EK / IRIS / JT	
						Lz	Nr katalogowy		Lz	Nr katalogowy				Nr katalogowy	Cena
YAMAHA															
50	LB50 2M CHAPPY			1986	1994	14	JTF546,14	13,75	32	JTR834,32	31,39	420	94	DID420D94	47,00
										SX6143.834,32	209,15			EK42094	30,09
										SX239.834,32	117,06			IRIS420RX94	50,87
									SX231.834,32	73,58			JTC420H94	38,90	
50	LB50 3M BOP					13	JTF546,13	12,93				420			
										SX6143.834,32	209,15				
										SX239.834,32	117,06				
									SX231.834,32	73,58					
50	LB50 CHAPPY		Francja		1883	14	JTF546,14	13,75	32	JTR832,32	29,06	420	94	DID420D94	47,00
														EK42094	30,09
														IRIS420RX94	50,87
													JTC420H94	38,90	
50	LB50 CHAPPY				1985	14	JTF546,14	13,75	31	JTR834,31	30,63	420	90	DID420D90	45,00
										SX6143.834,31	209,15			EK42090	28,81
										SX239.834,31	117,06			IRIS420RX90	48,71
									SX231.834,31	73,58			JTC420H90	37,25	
50	RD50			1977	1978	13	JTF563,13	12,93	48	JTR832,48	58,77	420	96	DID420D96	48,00
														EK42096	30,73
														IRIS420RX96	51,95
													JTC420H96	39,73	
50	RD50 M (KOŁA ODLEWANE)			1979	1980	11	JTF563,11	12,39	48	JTR834,48	57,64	420	106	DID420D106	53,00
										SX6143.834,48	209,15			EK420106	33,93
										SX239.834,48	117,06			IRIS420RX106	57,37
									SX231.834,48	73,58			JTC420H106	43,87	
50	RD50 M (KOŁA SZPRYCHOWANE)			1978		12	JTF563,12	12,39	48	JTR832,48	58,77	420	106	DID420D106	53,00
														EK420106	33,93
														IRIS420RX106	57,37
													JTC420H106	43,87	
50	RD50 MX			1979	1980	12	JTF563,12	12,39	48	JTR834,48	57,64	420	106	DID420D106	53,00
										SX6143.834,48	209,15			EK420106	33,93
										SX239.834,48	117,06			IRIS420RX106	57,37
									SX231.834,48	73,58			JTC420H106	43,87	
50	RD50 MX			1981	1987	12	JTF563,12	12,39	48	JTR834,48	57,64	420	112	DID420D112	56,00
										SX6143.834,48	209,15			EK420112	35,85
										SX239.834,48	117,06			IRIS420RX112	60,61
									SX231.834,48	73,58			JTC420H112	46,35	
50	RD50 MX AUTO		Francja			12	JTF563,12	12,39	42	JTR832,42	42,43	420	108	DID420D108	54,00
														EK420108	34,57
														IRIS420RX108	58,45
													JTC420H108	44,70	
50	RZ50		Japonia			13	JTF546,13	12,93	48	JTR834,48	57,64	420	112	DID420D112	56,00
										SX6143.834,48	209,15			EK420112	35,85
										SX239.834,48	117,06			IRIS420RX112	60,61
									SX231.834,48	73,58			JTC420H112	46,35	
50	TDR50	3FY	Japonia	1988		14	JTF1263,14	14,07				428	106	DID428D106	64,66
														EK428106	35,13
														IRIS428RX106	80,31
													JTC428H106	54,69	
50	TT-R50 E			2011		13	JTF546,13	12,93				420			
				2006	2010	13	JTF546,13	12,93	37	JTR834,37	35,50	420			
										SX6143.834,37	209,15				
50	TT-R50 E-V,W,X,Y,Z									SX239.834,37	117,06				
										SX231.834,37	73,58				
				1978	1981	11	JTF563,11	12,39	46	JTR832,46	51,41	420	104	DID420D104	52,00
50	TY50 M													EK420104	33,29
														IRIS420RX104	56,28
														JTC420H104	43,04
50	TY50 M		Niemcy	1978	1981	12	JTF563,12	12,39	52	JTR832,52	61,21	420	108	DID420D108	54,00
														EK420108	34,57
														IRIS420RX108	58,45
													JTC420H108	44,70	
50	TZR50 KONWERSJA 428		Hiszpania			12	JTF1556,12	16,56	47	JTR835,47	61,21	428	134	DID428D134	81,74
														EK428134	44,41
														IRIS428RX134	101,53
													JTC428H134	69,14	
50	TZR50 RR	5WX5		1997	2006	12	JTF1120,12	27,17	47	JTR1078,47	51,41	420	132	DID420NZ132	135,96
														EK4205H132	124,88
														IRIS420RX132	71,44
													JTC420H132	54,63	
50	TZR50 X-POWER			1996	2006	12	JTF1120,12	27,17	47	JTR1078,47	51,41	420	130	DID420NZ130	133,90
														EK4205H130	122,99
														IRIS420RX130	70,36
													JTC420H130	53,80	
50	V50 M,P					13	JTF546,13	12,93	39	JTR834,39	39,07	420	100	DID420D100	50,00
										SX6143.834,39	209,15			EK420100	32,01
										SX239.834,39	117,06			IRIS420RX100	54,12
									SX231.834,39	73,58			JTC420H100	41,39	
50	YSR50	2AL	Japonia	1986	1992	12	JTF563,12	12,39	44	JTR832,44	46,92	420	100	DID420D100	50,00
														EK420100	32,01
														IRIS420RX100	54,12
													JTC420H100	41,39	
50	YZ50 G			1980		12	JTF563,12	12,39				420	90	DID420NZ390	92,70
														EK4205H90	85,14
														IRIS420RX90	48,71
													JTC420H90	37,25	
60	YZ60 H			1981		12	JTF546,12	12,93				420	98	DID420NZ398	100,94
														EK4205H98	92,71
														IRIS420RX98	53,04
													JTC420H98	40,56	
60	YZ60 J,K,L			1982	1984	13	JTF546,13	12,93				420	98	DID420NZ398	100,94
														EK4205H98	92,71
														IRIS420RX98	53,04
													JTC420H98	40,56	
70	V70			1976		13	JTF563,13	12,93	36	JTR834,36	33,50	420	102	DID420D102	51,00
										SX6143.834,36	209,15			EK420102	32,65
										SX239.834,36	117,06			IRIS420RX102	55,20
									SX231.834,36	73,58			JTC420H102	42,21	
75	V75			1977		13	JTF546,13	12,93	36	JTR834,36	33,50	420	100	DID420NZ3100	103,00
										SX6143.834,36	209,15			EK4205H100	94,60
										SX239.834,36	117,06			IRIS420RX100	54,12
									SX231.834,36	73,58			JTC420H100	41,39	
80	DT80 LC1		Niemcy	1983	1984	15	JTF550,15	14,77	48	JTR843,48	67,92	428	120	DID428D120	73,20

Poj. [cm3]	Model	Kod	Kraj	Rok od	Rok do	Zębatka przód			Zębatka tył			Łańcuch				
						JT		Cena	JT / Supersprox		Cena	Szer.	Dł.	DID / EK / IRIS / JT		Cena
Lz	Nr katalogowy	Lz	Nr katalogowy	Nr katalogowy	Nr katalogowy	Nr katalogowy	Nr katalogowy									
80	DT80 LC1		Niemcy	1983	1984									EK428120	39,77	
														IRIS428RX120	90,92	
														JTC428HDR120	61,91	
80	DT80 LC1,LC2				15	JTF550,15	14,77	49	JTR843,49	69,27	428	120	DID428D120	73,20		
														EK428120	39,77	
														IRIS428RX120	90,92	
														JTC428HDR120	61,91	
80	DT80 LC2		Niemcy	1985	1994	15	JTF550,15	14,77	51	JTR843,51	72,63	428	126	DID428D126	76,86	
														EK428126	41,76	
														IRIS428RX126	95,47	
														JTC428HDR126	65,01	
80	DT80 M				1982	15	JTF563,15	14,29	41	JTR832,41	42,43	420	108	DID420NZ3108	111,24	
														EK420SH108	102,17	
														IRIS420RX108	58,45	
														JTC420HDR108	44,70	
80	DT80 MX				1983	13	JTF563,13	12,93	41	JTR832,41	42,43	420	108	DID420NZ3108	111,24	
														EK420SH108	102,17	
														IRIS420RX108	58,45	
														JTC420HDR108	44,70	
80	DT80 MX-S				1983	1984	13	JTF542,13	12,29	41	JTR833,41	52,93	428	108	DID428D108	65,88
														EK428108	35,80	
														IRIS428RX108	81,83	
														JTC428HDR108	55,72	
80	FS80 SE				15	JTF546,15	13,75	41	JTR834,41	42,43	420	112	DID420D112	56,00		
									SX6143.834,41	209,15			EK420112	35,85		
									SX239.834,41	117,06			IRIS420RX112	60,61		
									SX231.834,41	73,58			JTC420HDR112	46,35		
80	FZR80 RR			1992	1994	15	JTF555,15	17,21	45	JTR835,45	61,21	428				
				1977	1982	14	JTF563,14	12,93	41	JTR832,41	42,43	420	106	DID420D106	53,00	
80	GT80 D,E,F,G,MX-G,H,J													EK420106	33,93	
														IRIS420RX106	57,37	
														JTC420HDR106	43,87	
80	LB80 CHAPPY			1989	15	JTF546,15	13,75	32	JTR834,32	31,39	420	92	DID420D92	46,00		
									SX6143.834,32	209,15			EK42092	29,45		
									SX239.834,32	117,06			IRIS420RX92	49,79		
									SX231.834,32	73,58			JTC420HDR92	38,07		
80	LB80 CHAPPY				15	JTF546,15	13,75	30	JTR834,30	28,74	420	90	DID420D90	45,00		
									SX6143.834,30	209,15			EK42090	28,81		
									SX239.834,30	117,06			IRIS420RX90	48,71		
									SX231.834,30	73,58			JTC420HDR90	37,25		
80	PW80 B,D,E,F,G,H,J,K,L,M,N,PR,S,T,V,W,X,Y ZINGER	4BCE		1991	2009	15	JTF546,15	13,75	32	JTR834,32	31,39	420	84	DID420NZ384	86,52	
									SX6143.834,32	209,15			EK420SH84	79,47		
									SX239.834,32	117,06			IRIS420RX84	45,46		
									SX231.834,32	73,58			JTC420HDR84	34,76		
80	PW80 K,L,S			1983	1986	15	JTF546,15	13,75	32	JTR834,32	31,39	420	84	DID420NZ384	86,52	
									SX6143.834,32	209,15			EK420SH84	79,47		
									SX239.834,32	117,06			IRIS420RX84	45,46		
									SX231.834,32	73,58			JTC420HDR84	34,76		
80	RD80		Norwegia		14	JTF563,14	12,93	40	JTR834,40	39,07	420	108	DID420D108	54,00		
									SX6143.834,40	209,15			EK420108	34,57		
									SX239.834,40	117,06			IRIS420RX108	58,45		
									SX231.834,40	73,58			JTC420HDR108	44,70		
80	RD80 LC 1			1982	15	JTF546,15	13,75	48	JTR834,48	57,64	420	108	DID420D108	54,00		
									SX6143.834,48	209,15			EK420108	34,57		
									SX239.834,48	117,06			IRIS420RX108	58,45		
									SX231.834,48	73,58			JTC420HDR108	44,70		
80	RD80 LC 1		Niemcy	1982	14	JTF546,14	13,75	48	JTR834,48	57,64	420	108	DID420D108	54,00		
									SX6143.834,48	209,15			EK420108	34,57		
									SX239.834,48	117,06			IRIS420RX108	58,45		
									SX231.834,48	73,58			JTC420HDR108	44,70		
80	RD80 LC 2			1983	1985	14	JTF555,14	17,21	48	JTR835,48	69,27	428	118	DID428D118	71,98	
														EK428118	39,11	
														IRIS428RX118	89,41	
														JTC428HDR118	60,88	
80	RD80 MX		Europa	1981	1982	15	JTF561,15	14,29	41	JTR834,41	42,43	420	110	DID420D110	55,00	
										SX6143.834,41	209,15			EK420110	35,21	
										SX239.834,41	117,06			IRIS420RX110	59,53	
										SX231.834,41	73,58			JTC420HDR110	45,52	
80	RD80 MX			1982	1985	13	JTF563,13	12,93	41	JTR834,41	42,43	420	108	DID420D108	54,00	
									SX6143.834,41	209,15			EK420108	34,57		
									SX239.834,41	117,06			IRIS420RX108	58,45		
									SX231.834,41	73,58			JTC420HDR108	44,70		
80	RX80 SE		Niemcy	1982	13	JTF547,13	13,75	39	JTR834,39	39,07	420	106	DID420D106	53,00		
									SX6143.834,39	209,15			EK420106	33,93		
									SX239.834,39	117,06			IRIS420RX106	57,37		
									SX231.834,39	73,58			JTC420HDR106	43,87		
80	RX80 SE CHOPPER		Francja		13	JTF547,13	13,75	48	JTR834,48	57,64	420	110	DID420D110	55,00		
									SX6143.834,48	209,15			EK420110	35,21		
									SX239.834,48	117,06			IRIS420RX110	59,53		
									SX231.834,48	73,58			JTC420HDR110	45,52		
80	TY80				12	JTF563,12	12,39	41	JTR832,41	42,43	420	106	DID420D106	53,00		
														EK420106	33,93	
														IRIS420RX106	57,37	
														JTC420HDR106	43,87	
80	TZR80			1992	1995	14	JTF555,14	17,21	48	JTR835,48	69,27	428				
				1996	15	JTF558,15	17,21	51	JTR1847,51	93,41	428	136	DID428D136	82,96		
80	TZR80 R													EK428136	45,08	
														IRIS428RX136	103,04	
														JTC428HDR136	70,17	
80	TZR80 RR			1996	15	JTF1263,15	14,88	46	JTR835,46	61,21	428	126	DID428D126	76,86		
														EK428126	41,76	
														IRIS428RX126	95,47	
														JTC428HDR126	65,01	
80	V80				13	JTF546,13	12,93	39	JTR834,39	39,07	420	100	DID42			

Poj. [cm3]	Model	Kod	Kraj	Rok od	Rok do	Zębatka przód			Zębatka tył			Łańcuch				
						JT		Cena	JT / Supersprox		Cena	Szer.	Dł.	DID / EK / IRIS / JT		Cena
Lz	Nr katalogowy	Lz	Nr katalogowy	Szer.	Dł.	Nr katalogowy										
YAMAHA																
80	YZ80 E,F,G,H,J,K,L,M,N			1993	2001					SX231.998,47	83,44			JTC428HDR118	60,88	
				1994	2001	13	JTF416,13	12,93	47	JTR798,47	68,57	428	118	DID428NZ118	165,20	
80	YZ80 F,G,H,J,K,L,M,N DUŻE KOŁA									SX6143.998,47	209,15			EK428SHDR118	144,60	
										SX239.998,47	117,06			IRIS428RX118	89,41	
										SX231.998,47	83,44			JTC428HDR118	60,88	
80	YZ80 G			1980		14	JTF428,14	14,29	51	JTR1842,51	73,71	428	108	DID428NZ108	151,20	
														EK428SHDR108	132,34	
														IRIS428RX108	81,83	
														JTC428HDR108	55,72	
80	YZ80 H,J			1981	1982	13	JTF416,13	12,93	44	JTR1842,44	57,85	428	110	DID428NZ110	154,00	
														EK428SHDR110	134,79	
														IRIS428RX110	83,34	
														JTC428HDR110	56,75	
80	YZ80 K			1983		12	JTF1263,12	14,07	42	JTR1842,42	55,96	428	110	DID428NZ110	154,00	
														EK428SHDR110	134,79	
														IRIS428RX110	83,34	
														JTC428HDR110	56,75	
80	YZ80 L			1984		15	JTF416,15	13,75	46	JTR831,46	69,27	428	114	DID428NZ114	159,60	
														EK428SHDR114	139,70	
														IRIS428RX114	86,37	
														JTC428HDR114	58,82	
80	YZ80 N			1985		14	JTF416,14	13,75	48	JTR831,48	83,45	428	112	DID428NZ112	156,80	
														EK428SHDR112	137,24	
														IRIS428RX112	84,86	
														JTC428HDR112	57,78	
80	YZ80 S,T,U,W,A,B,D			1986	1992	14	JTF416,14	13,75	46	JTR831,46	69,27	428	112	DID428NZ112	156,80	
														EK428SHDR112	137,24	
														IRIS428RX112	84,86	
														JTC428HDR112	57,78	
85	YZ85 A		USA	2011		14	JTF558,14	17,21	47	JTR798,47	68,57	428	118	DID428NZ118	165,20	
										SX6143.998,47	209,15			EK428SHDR118	144,60	
										SX239.998,47	117,06			IRIS428RX118	89,41	
										SX231.998,47	83,44			JTC428HDR118	60,88	
85	YZ85 P,R,S,T,V DUŻE KOŁA			2002	2006	14	JTF558,14	17,21	52	JTR798,52	74,63	428	124	DID428NZ124	173,60	
										SX6143.998,52	209,15			EK428SHDR124	151,95	
										SX239.998,52	117,06			IRIS428RX124	93,95	
										SX231.998,52	83,44			JTC428HDR124	63,98	
85	YZ85 P,R,S,T,V,W,X,Y,Z			2002	2010	14	JTF558,14	17,21	47	JTR798,47	68,57	428	118	DID428NZ118	165,20	
										SX6143.998,47	209,15			EK428SHDR118	144,60	
										SX239.998,47	117,06			IRIS428RX118	89,41	
										SX231.998,47	83,44			JTC428HDR118	60,88	
90	TT-R90	5HNJ		2000	2004	14	JTF546,14	13,75	35	JTR834,35	5,44	420	86	DID420NZ386	88,58	
										SX6143.834,35	209,15			EK420SH86	81,36	
										SX239.834,35	117,06			IRIS420RX86	46,54	
										SX231.834,35	73,58			JTC420HDR86	35,59	
90	TT-R90 E			2004	2007	14	JTF546,14	13,75	35	JTR834,35	5,44	420	86	DID420NZ386	88,58	
										SX6143.834,35	209,15			EK420SH86	81,36	
										SX239.834,35	117,06			IRIS420RX86	46,54	
										SX231.834,35	73,58			JTC420HDR86	35,59	
90	V90			1975	1978	14	JTF546,14	13,75	36	JTR834,36	33,50	420	100	DID420D100	50,00	
										SX6143.834,36	209,15			EK420100	32,01	
										SX239.834,36	117,06			IRIS420RX100	54,12	
										SX231.834,36	73,58			JTC420HDR100	41,39	
100	AG100 F			1979		14	JTF1606,14	38,10				428	112	DID428D112	68,32	
														EK428112	37,12	
														IRIS428RX112	84,86	
														JTC428HDR112	57,78	
100	AG100 G,H,J,FU,FW,B,D,E			1980	1993	14	JTF1606,14	38,10	51	JTR1925,51	93,41	428	118	DID428D118	71,98	
														EK428118	39,11	
														IRIS428RX118	89,41	
														JTC428HDR118	60,88	
100	DT100			1976	1980	16	JTF1263,16	15,64	45	JTR838,45	61,43	428	110	DID428D110	67,10	
														EK428110	36,46	
														IRIS428RX110	83,34	
														JTC428HDR110	56,75	
100	DT100 SD,E,F,G,H,J,MX		Australia	1977	1983	14	JTF546,14	13,75	48	JTR834,48	57,64	420	106	DID420NZ3106	109,18	
										SX6143.834,48	209,15			EK420SH106	100,28	
										SX239.834,48	117,06			IRIS420RX106	57,37	
										SX231.834,48	73,58			JTC420HDR106	43,87	
100	RS100	463	Norwegia	1975	1979	14	JTF418,14	15,10	39	JTR834,39	39,07	428	104	DID428D104	63,44	
										SX6143.834,39	209,15			EK428104	34,47	
										SX239.834,39	117,06			IRIS428RX104	78,80	
										SX231.834,39	73,58			JTC428HDR104	53,66	
100	RS100	3LO	Norwegia	1980	1982	14	JTF546,14	13,75	44	JTR834,44	42,43	420	114	DID420D114	57,00	
										SX6143.834,44	209,15			EK420114	36,49	
										SX239.834,44	117,06			IRIS420RX114	61,70	
										SX231.834,44	73,58			JTC420HDR114	47,18	
100	RS100			1976	1980	16	JTF1263,16	15,64	37	JTR838,37	42,43	428	110	DID428D110	67,10	
														EK428110	36,46	
														IRIS428RX110	83,34	
														JTC428HDR110	56,75	
100	RS100					15	JTF416,15	13,75	36	JTR838,36	39,07	428	110	DID428D110	67,10	
														EK428110	36,46	
														IRIS428RX110	83,34	
														JTC428HDR110	56,75	
100	RSX100 (RXS100)			1983	1994	15	JTF416,15	13,75	37	JTR838,37	42,43	428	110	DID428D110	67,10	
														EK428110	36,46	
														IRIS428RX110	83,34	
														JTC428HDR110	56,75	
100	RSX100 (RXS100)		Norwegia	1984		14	JTF546,14	13,75	41	JTR834,41	42,43	420	112	DID420D112	56,00	
										SX6143.834,41	209,15			EK420112	35,85	
										SX239.834,41	117,06			IRIS420RX112	60,61	
										SX231.834,41	73,58			JTC420HDR112	46,35	
100	RSX100 (RXS100)			1995		15	JTF416,15	13,75	36	JTR838,36	39,07	428	110	DID428D110	67,10	
														EK428110	36,46	
														IRIS428RX110	83,34	

Poj. [cm3]	Model	Kod	Kraj	Rok od	Rok do	Zębatka przód			Zębatka tył			Łańcuch				
						JT			JT / Supersprox			DID / EK / IRIS / JT				
						Lz	Nr katalogowy	Cena	Lz	Nr katalogowy	Cena	Szer.	Dł.	Nr katalogowy	Cena	
100	RX100			1983	1994										EK428110	36,46
															IRIS428RX110	83,34
															JTC428HDR110	56,75
100	YB100			1976	1978	16	JTF563,16	14,29	37	JTR834,37	35,50	420	100	DID420D100	50,00	
										SX6143.834,37	209,15			EK420100	32,01	
										SX239.834,37	117,06			IRIS420RX100	54,12	
100	YB100			1979	1980	15	JTF546,15	13,75	37	JTR834,37	35,50	420	100	DID420D100	50,00	
										SX6143.834,37	209,15			EK420100	32,01	
										SX239.834,37	117,06			IRIS420RX100	54,12	
100	YB100 E			1980	1994	15	JTF546,15	13,75	36	JTR834,36	33,50	420	98	DID420D98	49,00	
										SX6143.834,36	209,15			EK42098	31,37	
										SX239.834,36	117,06			IRIS420RX98	53,04	
100	YZ100 C,D			1976	1977	12	JTF422,12	26,36	40	JTR845,40	77,39	520	98	DID520ERT298	224,42	
															EK520MRD698	189,14
															IRIS520RXP98	177,52
100	YZ100 E,F			1978	1979	12	JTF422,12	26,36	43	JTR845,43	84,10	520	98	DID520ERT298	224,42	
															EK520MRD698	189,14
															IRIS520RXP98	177,52
100	YZ100 G,H			1980	1981	12	JTF422,12	26,36	45	JTR845,45	86,21	520	100	DID520ERT2100	229,00	
															EK520MRD6100	193,00
															IRIS520RXP100	181,15
100	YZ100 J,K			1982	1983	12	JTF422,12	26,36	50	JTR853,50	91,08	520	106	DID520ERT2106	242,74	
										SX6143.853,50	230,06			EK520MRD6106	204,58	
										SX239.853,50	125,38			IRIS520RXP106	192,02	
105	T105 CRYPTON			1997	1998	14	JTF1263,14	14,07	39	JTR838,39	45,79	428	100	DID428D100	61,00	
															EK428100	33,14
															IRIS428RX100	75,77
110	F1Z 110		Grecja		14	JTF1263,14	14,07	39	JTR838,39	45,79	428	100	DID428D100	61,00		
															EK428100	33,14
															IRIS428RX100	75,77
110	TT-R110 E			2008	2010	14	JTF546,14	13,75	35	JTR834,35	5,44	420	90	DID420NZ390	92,70	
										SX6143.834,35	209,15			EK4205H90	85,14	
										SX239.834,35	117,06			IRIS420RX90	48,71	
110	TT-R110 E			2011		14	JTF546,14	13,75	35	JTR834,35	5,44	420	90	DID420NZ390	92,70	
										SX6143.834,35	209,15			EK4205H90	85,14	
										SX239.834,35	117,06			IRIS420RX90	48,71	
125	DT125 E			1974		15	JTF416,15	13,75	37	JTR1842,37	49,25	428	112	DID428VX112	249,76	
															EK428SROZ112	228,89
															IRIS428HTP112	210,43
125	DT125 F			1975	1976	15	JTF416,15	13,75	45	JTR1842,45	63,43	428	110	DID428VX110	245,30	
															EK428SROZ110	224,80
															IRIS428HTP110	206,67
125	DT125 LC		Francja	1987		16	JTF1263,16	15,64	51	JTR843,51	72,63	428	128	DID428VX128	285,44	
															EK428SROZ128	261,58
															IRIS428HTP128	240,49
125	DT125 LC		Francja	1988		16	JTF264,16	15,86	50	JTR843,50	72,68	428	130	DID428VX130	289,90	
															EK428SROZ130	265,67
															IRIS428HTP130	244,25
125	DT125 LC 1 (4 F.H.)			1984	1987	15	JTF1263,15	14,88	49	JTR843,49	69,27	428	118	DID428VX118	263,14	
															EK428SROZ118	241,15
															IRIS428HTP118	221,71
125	DT125 LC2, LC3			1985	1988	16	JTF1263,16	15,64	53	JTR843,53	78,20	428	126	DID428VX126	280,98	
															EK428SROZ126	257,50
															IRIS428HTP126	236,74
125	DT125 MX (6 F.H.)	2A6/3YV		1976	1982	15	JTF416,15	13,75	49	JTR843,49	69,27	428	118	DID428VX118	263,14	
															EK428SROZ118	241,15
															IRIS428HTP118	221,71
125	DT125 R EVERTS			2005	2006	16	JTF558,16	17,21	57	JTR839,57	88,27	428	134	DID428VX134	298,82	
															EK428SROZ134	273,84
															IRIS428HTP134	251,77
125	DT125 RE	1D01		2004	2006	16	JTF558,16	17,21	57	JTR839,57	88,27	428	134	DID428VX134	298,82	
															EK428SROZ134	273,84
															IRIS428HTP134	251,77
125	DT125 TENERE			1989		17	JTF264,17	17,53	50	JTR843,50	72,68	428	126	DID428VX126	280,98	
															EK428SROZ126	257,50
															IRIS428HTP126	236,74
125	DT125 X			2005	2006	16	JTF558,16	17,21	57	JTR839,57	88,27	428	134	DID428VX134	298,82	
															EK428SROZ134	273,84
															IRIS428HTP134	251,77
125	DT125 Z			1992	1993	16	JTF264,16	15,86	50	JTR843,50	72,68	428	126	DID428VX126	280,98	
															EK428SROZ126	257,50
															IRIS428HTP126	236,74
125	DTR125 (DT125R)			1988	1989	17	JTF558,17	17,21	55	JTR839,55	86,00	428	134	DID428VX134	298,82	
															EK428SROZ134	273,84
															IRIS428HTP134	251,77
125	DTR125 (DT125R)			1990	2003	16	JTF558,16	17,21	57	JTR839,57	88,27	428	134	DID428VX134	298,82	
															EK428SROZ134	273,84
															IRIS428HTP134	251,77
125	DTR125 (DT125R)		Francja	1992	1994	17	JTF558,17	17,21	57	JTR839,57	88,27	428	134	DID428VX134	298,82	

Poj. [cm3]	Model	Kod	Kraj	Rok od	Rok do	Zębatka przód		Zębatka tył			Łańcuch				
						Lz	Nr katalogowy	Cena	Lz	Nr katalogowy	Cena	Szer.	Di.	DID / EK / IRIS / JT	
Nr katalogowy														Cena	
YAMAHA															
125	DTR125 (DT125R)		Francja	1992	1994									EK428SROZ134	273,84
														IRIS428HTP134	251,77
														JTC428HDDR134	69,14
125	RD125	10000000		1975	1976	15	JTF416,15	13,75	39	JTR838,39	45,79	428	114	DID428VX114	254,22
														EK428SROZ114	232,97
														IRIS428HTP114	214,19
125	RD125													JTC428HDDR114	58,82
				1974	1975	14	JTF416,14	13,75	38	JTR838,38	45,79	428	114	DID428VX114	254,22
														EK428SROZ114	232,97
125	RD125													IRIS428HTP114	214,19
														JTC428HDDR114	58,82
		2R6		1978	1981	15	JTF416,15	13,75	39	JTR837,39	46,92	428	112	DID428VX112	249,76
125	RD125 DX KOŁA ODLEWANE													EK428SROZ112	228,89
														IRIS428HTP112	210,43
														JTC428HDDR112	57,78
125	RD125 DX KOŁA SZPRYCHOWANE	2R6		1975	1977	15	JTF416,15	13,75	39	JTR837,39	46,92	428	112	DID428VX112	249,76
														EK428SROZ112	228,89
														IRIS428HTP112	210,43
125	RD125 LC1													JTC428HDDR112	57,78
				1982	1985	16	JTF1263,16	15,64	46	JTR835,46	61,21	428	118	DID428VX118	263,14
														EK428SROZ118	241,15
125	RD125 LC2 YPVS													IRIS428HTP118	221,71
														JTC428HDDR118	60,88
		10W		1985	1987	16	JTF1263,16	15,64	45	JTR835,45	61,21	428	118	DID428VX118	263,14
125	RDZ125													EK428SROZ118	241,15
														IRIS428HTP118	221,71
														JTC428HDDR118	60,88
125	RDZ125		Japonia	1987	1989	16	JTF1263,16	15,64	45	JTR835,45	61,21	428	118	DID428VX118	263,14
														EK428SROZ118	241,15
														IRIS428HTP118	221,71
125	RS125 DX													JTC428HDDR118	60,88
				1976	1984	15	JTF416,15	13,75	36	JTR838,36	39,07	428	110	DID428VX110	245,30
														EK428SROZ110	224,80
125	RS125 UR,MR													IRIS428HTP110	206,67
														JTC428HDDR110	56,75
				1975		16	JTF1263,16	15,64	35	JTR838,35	37,29	428	104	DID428VX104	231,92
125	RZ125													EK428SROZ104	212,54
														IRIS428HTP104	195,40
		1GV	Japonia	1985		16	JTF1263,16	15,64	46	JTR835,46	61,21	428	118	JTC428HDDR104	53,66
125	SR125													DID428VX118	263,14
														EK428SROZ118	241,15
														IRIS428HTP118	221,71
125	SR125													JTC428HDDR118	60,88
		3MW8		1995	2003	14	JTF1263,14	14,07	49	JTR835,49	69,27	428	120	DID428VX120	267,60
														EK428SROZ120	245,23
125	SR125													IRIS428HTP120	225,46
														JTC428HDDR120	61,91
			Hiszpania	1982	1997	13	JTF548,13	16,56	49	JTR835,49	69,27	428	120	DID428VX120	267,60
125	SR125													EK428SROZ120	245,23
														IRIS428HTP120	225,46
														JTC428HDDR120	61,91
125	SR125		Francja		1982	14	JTF1263,14	14,07	49	JTR843,49	69,27	428	120	DID428VX120	267,60
														EK428SROZ120	245,23
														IRIS428HTP120	225,46
125	SR125 SE													JTC428HDDR120	61,91
		3MW		1980	1994	14	JTF1263,14	14,07	49	JTR843,49	69,27	428	120	DID428VX120	267,60
														EK428SROZ120	245,23
125	TDR125													IRIS428HTP120	225,46
														JTC428HDDR120	61,91
		3XD		1989	1992	16	JTF558,16	17,21	53	JTR839,53	79,34	428	136	DID428VX136	303,28
125	TDR125													EK428SROZ136	277,93
														IRIS428HTP136	255,53
														JTC428HDDR136	70,17
125	TDR125	4FU		1993	1994	16	JTF558,16	17,21	57	JTR1847,57	95,52	428	136	DID428VX136	303,28
														EK428SROZ136	277,93
														IRIS428HTP136	255,53
125	TDR125													JTC428HDDR136	70,17
		4GW,4GX		1993	1994	16	JTF558,16	17,21	57	JTR1847,57	95,52	428	136	DID428VX136	303,28
														EK428SROZ136	277,93
125	TDR125													IRIS428HTP136	255,53
														JTC428HDDR136	70,17
				1995	2001	16	JTF558,16	17,21	57	JTR1847,57	95,52	428	136	DID428VX136	303,28
125	TT-R125													EK428SROZ136	277,93
														IRIS428HTP136	255,53
														JTC428HDDR136	70,17
125	TT-R125	5HPP		2002	2004	13	JTF548,13	16,56	49	JTR1843,49	69,27	428	116	DID428NZ116	162,40
										SX6143.1843,49	209,15			EK428SHDR116	142,15
										SX239.1843,49	117,06			IRIS428RX116	87,89
125	TT-R125									SX231.1843,49	83,44			JTC428HDDR116	59,85
				2000	2001	13	JTF548,13	16,56	49	JTR833,49	69,27	428	116	DID428NZ116	162,40
														EK428SHDR116	142,15
125	TT-R125 E													IRIS428RX116	87,89
														JTC428HDDR116	59,85
		39C5		2010		13	JTF548,13	16,56	49	JTR1843,49	69,27	428	116	DID428NZ116	162,40
125	TT-R125 E									SX6143.1843,49	209,15			EK428SHDR116	142,15
										SX239.1843,49	117,06			IRIS428RX116	87,89
										SX231.1843,49	83,44			JTC428HDDR116	59,85
125	TT-R125 E			2005	2009	13	JTF548,13	16,56	49	JTR1843,49	69,27	428	116	DID428NZ116	162,40
										SX6143.1843,49	209,15			EK428SHDR116	142,15
										SX239.1843,49	117,06			IRIS428RX116	87,89
125	TT-R125 L LW									SX231.1843,49	83,44			JTC428HDDR116	59,85
		19CD		2010		13	JTF548,13	16,56	54	JTR1843,54	88,27	428	122	DID428NZ122	170,80
										SX6143.1843,54	209,15			EK428SHDR122	149,50
125	TT-R125 L/LE									SX239.1843,54	117,06			IRIS428RX122	92,44
										SX231.1843,54	83,44			JTC428HDDR122	62,94
				2005	2009	13	JTF548,13	16,56	54	JTR1843,54	88,27	428	122	DID428NZ122	170,80
125	TT-R125 LE									SX6143.1843,54	209,15			EK428SHDR122	149,50
										SX239.1843,54	117,06			IRIS428RX122	92,44
		19CG		2010		13	JTF548,13	16,56	54	JTR1843,54	88,27	428	122	DID428NZ122	170,80

Poj. [cm3]	Model	Kod	Kraj	Rok od	Rok do	Zębatka przód			Zębatka tył			Łańcuch			
						JT			JT / Supersprox			DID / EK / IRIS / JT			
						Lz	Nr katalogowy	Cena	Lz	Nr katalogowy	Cena	Szer.	Dł.	Nr katalogowy	Cena
125	TT-R125 LE	19CG		2010						SX231.1843,54	83,44			JTC428HDR122	62,94
		5HPH/M		2002	2004	13	JTF548,13	16,56	54	JTR1843,54	88,27	428	122	DID428NZ122	170,80
125	TT-R125 LW									SX6143.1843,54	209,15			EK428SHDR122	149,50
										SX239.1843,54	117,06			IRIS428RX122	92,44
										SX231.1843,54	83,44			JTC428HDR122	62,94
125	TT-R125 LWE	19CM		2011		13	JTF548,13	16,56	54	JTR1843,54	88,27	428	122	DID428NZ122	170,80
										SX6143.1843,54	209,15			EK428SHDR122	149,50
										SX239.1843,54	117,06			IRIS428RX122	92,44
										SX231.1843,54	83,44			JTC428HDR122	62,94
125	TW125	3XT,SRS		2003	2004	14	JTF1559,14	18,78	51	JTR1842,51	73,71	428	126	DID428VX126	280,98
														EK428SROZ126	257,50
														IRIS428HTP126	236,74
														JTC428HDR126	65,01
125	TW125	5EK		1999	2002	14	JTF1559,14	18,78	50	JTR1842,50	73,82	428	122	DID428VX122	272,06
														EK428SROZ122	249,32
														IRIS428HTP122	229,22
														JTC428HDR122	62,94
125	TY125			1989		13	JTF416,13	12,93	52	JTR1842,52	73,71	428	120	DID428VX120	267,60
														EK428SROZ120	245,23
														IRIS428HTP120	225,46
														JTC428HDR120	61,91
125	TZR125			1988	1993	16	JTF1263,16	15,64	45	JTR835,45	61,21	428	130	DID428VX130	289,90
														EK428SROZ130	265,67
														IRIS428HTP130	244,25
														JTC428HDR130	67,07
125	TZR125 R	4DL	Japonia	1993	1995	16	JTF558,16	17,21	47	JTR1847,47	82,10	428	136	DID428VX136	303,28
														EK428SROZ136	277,93
														IRIS428HTP136	255,53
														JTC428HDR136	70,17
125	TZR125 R	4HX/W,JG		1993	1996	16	JTF558,16	17,21	46	JTR1870,46	90,27	428	140	DID428VX140	312,20
														EK428SROZ140	286,11
														IRIS428HTP140	263,04
														JTC428HDR140	72,23
125	TZR125 R		Włochy	1993	1994	16	JTF558,16	17,21				428	130	DID428VX130	289,90
														EK428SROZ130	265,67
														IRIS428HTP130	244,25
														JTC428HDR130	67,07
125	TZR125 R		Niemcy	1995	1996	16	JTF558,16	17,21	51	JTR1847,51	93,41	428			
125	TZR125 R (80 KM/H)		Niemcy	1997	1999	16	JTF558,16	17,21	46	JTR1870,46	90,27	428	140	DID428VX140	312,20
														EK428SROZ140	286,11
														IRIS428HTP140	263,04
														JTC428HDR140	72,23
125	TZR125 RR			1996	2000	18	JTF558,18	20,13	51	JTR1847,51	93,41	428			
				1998								520			
125	WR125									SX6143.853,51	230,06				
										SX239.853,51	125,38				
										SX231.853,51	98,11				
125	WR125 R-Y,Z	22B1/3		2009	2010	14	JTF1550,14	17,43	53	JTR839,53	79,34	428	134	DID428VX134	298,82
														EK428SROZ134	273,84
														IRIS428HTP134	251,77
														JTC428HDR134	69,14
125	WR125 X-Y,Z	22B2/4		2009	2010	14	JTF1550,14	17,43	53	JTR839,53	79,34	428	134	DID428VX134	298,82
														EK428SROZ134	273,84
														IRIS428HTP134	251,77
														JTC428HDR134	69,14
125	XT125	2YE	Francja	1988	1990	14	JTF1263,14	14,07	53	JTR843,53	78,20	428	120	DID428VX120	267,60
														EK428SROZ120	245,23
														IRIS428HTP120	225,46
														JTC428HDR120	61,91
125	XT125	2YU	Francja	1991	1993	14	JTF1263,14	14,07	50	JTR1842,50	73,82	428	120	DID428VX120	267,60
														EK428SROZ120	245,23
														IRIS428HTP120	225,46
														JTC428HDR120	61,91
125	XT125		Francja	1982	1987	14	JTF1263,14	14,07	49	JTR1842,49	69,27	428	118	DID428VX118	263,14
														EK428SROZ118	241,15
														IRIS428HTP118	221,71
														JTC428HDR118	60,88
125	XT125					14	JTF1263,14	14,07	50	JTR1842,50	73,82	428	118	DID428VX118	263,14
														EK428SROZ118	241,15
														IRIS428HTP118	221,71
														JTC428HDR118	60,88
125	XT125 R	3D6,13D		2005	2009	14	JTF1263,14	14,07	50	JTR1134,50	14,99	428	128	DID428VX128	285,44
														EK428SROZ128	261,58
														IRIS428HTP128	240,49
														JTC428HDR128	66,04
125	XT125 X			2005	2009	14	JTF1263,14	14,07	48	JTR1134,48	69,26	428	126	DID428VX126	280,98
														EK428SROZ126	257,50
														IRIS428HTP126	236,74
														JTC428HDR126	65,01
125	XTZ125			2002	2004	14	JTF1263,14	14,07	48	JTR843,48	67,92	428	122	DID428VX122	272,06
														EK428SROZ122	249,32
														IRIS428HTP122	229,22
														JTC428HDR122	62,94
125	XV125 VIRAGO	5AJ		1997	2001	13	JTF1573,13	34,75	47	JTR857,47	91,63	520	114	DID520VX114	294,12
										SX6143.857,47	230,06			EK520MVXZ114	352,59
										SX239.857,47	125,38			IRIS520HTP114	296,03
										SX231.857,47	98,11			JTC520X1R114	229,60
125	XV125 VIRAGO (80 KM/H)		Niemcy	1997	2001	14	JTF1573,14	36,53	45	JTR857,45	84,70	520	114	DID520VX114	294,12
										SX6143.857,45	230,06			EK520MVXZ114	352,59
										SX239.857,45	125,38			IRIS520HTP114	296,03
										SX231.857,45	98,11			JTC520X1R114	229,60
125	XVS125 DRAG STAR	5JX		2000	2004	16	JTF558,16	17,21	59	JTR1874,59	103,91	428	146	DID428VX146	325,58
														EK428SROZ146	298,37
														IRIS428HTP146	274,31
														JTC428HDR146	75,33
125	XVS125 DRAG STAR KONWERSJA 520			2000	2004	13	JTF564,13	32,74	47	JTR857,47	91,63	520	116	DID520VX116	299,28
										SX6143.857,47	230,06			EK520MVXZ116	358,78
										SX239.857,47	125,38			IRIS520HTP116	301,22
										SX231.857,47	98,11			JTC520X1R116	233,63
125	YBA125 ENTICER			2007	2009	14	JTF555,14	17,21	45	JTR838,45	61,43	428			
125	YBR125	3D9		2005	2006	14	JTF1263,14	14,07	45	JTR838,45	61,43	428	118	DID428VX118	263,14
														EK428SROZ118	241,15
														IRIS428HTP118	221,71
														JTC428HDR118	60,88

Poj. [cm3]	Model	Kod	Kraj	Rok od	Rok do	Zębatka przód			Zębatka tył			Łańcuch			
						JT		Cena	JT / Supersprox		Cena	Szer.	Dł.	DID / EK / IRIS / JT	
Lz	Nr katalogowy	Lz	Nr katalogowy												
YAMAHA															
125	YBR125			2007	2010	14	JTF548,14	16,53	45	JTR838,45	61,43	428	118	DID428VX118	263,14
														EK428SROZ118	241,15
														IRIS428HTP118	221,71
														JTC428HDR118	60,88
125	YBR125 CUSTOM			2008	2010	14	JTF548,14	16,53	43	JTR838,43	57,85	428	118	DID428VX118	263,14
														EK428SROZ118	241,15
														IRIS428HTP118	221,71
														JTC428HDR118	60,88
125	YFA1 W,B,D,E,F,G,H,J,K,L,M,N,P,R,S 125 BREEZE			1989	2004	12	JTF569,12	27,38	32	JTR1910,32	78,31	520	74	DID520ATV74	224,96
														EK520SRX74	203,02
														IRIS520HTP74	192,16
														JTC520X1R74	149,04
125	YFM125 R RAPTOR	2PA2		2011		14	JTF548,14	16,53				428			
				2004	2009	12	JTF569,12	27,38	32	JTR1910,32	78,31	520	74	DID520ATV74	224,96
														EK520SRX74	203,02
125	YFM125 S,T,V,W,X,Y GRIZZLY													IRIS520HTP74	192,16
														JTC520X1R74	149,04
125	YT125 G,H (TRÓJKOŁOWIEC)			1980	1981	13	JTF426,13	14,29				428	60	DID428NZ60	84,00
														EK428SHDR60	73,52
														IRIS428RX60	45,46
														JTC428HDR60	30,96
125	YT125 J,K,L,N (TRÓJKOŁOWIEC)			1982	1985	11	JTF421,11	28,36				520	48	DID520DZ48	78,72
														EK520MRD648	92,64
														IRIS520RXP48	86,95
														JTC520HDR48	45,69
125	YT125 J,K,L,N (TRÓJKOŁOWIEC)			1982	1985	11	JTF421,11	28,36				520	50	DID520DZ50	82,00
														EK520MRD650	96,50
														IRIS520RXP50	90,57
														JTC520HDR50	47,59
125	YZ125 A1			2011		13	JTF1590SC,13	40,21	48	JTR251,48	99,74	520	114	DID520VT2114	353,40
										SX6143.245,48	230,06			EK520SRX114	312,75
										SX239.245,48	125,38			IRIS520HTP114	296,03
										SX231.245,48	98,11			JTC520X1R114	229,60
125	YZ125 D			1977		12	JTF422,12	26,36	49	JTR845,49	97,63	520	98	DID520ERT298	224,42
														EK520MRD698	189,14
														IRIS520RXP98	177,52
														JTC520HDR98	93,28
125	YZ125 E,F			1978	1979	12	JTF422,12	26,36	51	JTR845,51	97,63	520	104	DID520ERT2104	238,16
														EK520MRD6104	200,72
														IRIS520RXP104	188,39
														JTC520HDR104	98,99
125	YZ125 E,F,G,H			1993	1996	13	JTF564,13	32,74	50	JTR853,50	91,08	520	116	DID520VT2116	359,60
										SX6143.853,50	230,06			EK520SRX116	318,24
										SX239.853,50	125,38			IRIS520HTP116	301,22
										SX231.853,50	98,11			JTC520X1R116	233,63
				1980		12	JTF422,12	26,36	48	JTR853,48	96,98	520	102	DID520ERT2102	233,58
125	YZ125 G									SX6143.853,48	230,06			EK520MRD6102	196,86
										SX239.853,48	125,38			IRIS520RXP102	184,77
										SX231.853,48	98,11			JTC520HDR102	97,09
125	YZ125 H,J			1981	1982	12	JTF422,12	26,36	46	JTR853,46	94,06	520	104	DID520ERT2104	238,16
										SX6143.853,46	230,06			EK520MRD6104	200,72
										SX239.853,46	125,38			IRIS520RXP104	188,39
										SX231.853,46	98,11			JTC520HDR104	98,99
125	YZ125 J,K			1997	1998	13	JTF564,13	32,74	48	JTR853,48	96,98	520	112	DID520VT2112	347,20
										SX6143.853,48	230,06			EK520SRX112	307,27
										SX239.853,48	125,38			IRIS520HTP112	290,83
										SX231.853,48	98,11			JTC520X1R112	225,58
125	YZ125 K			1983		12	JTF422,12	26,36	48	JTR853,48	96,98	520	106	DID520ERT2106	242,74
										SX6143.853,48	230,06			EK520MRD6106	204,58
										SX239.853,48	125,38			IRIS520RXP106	192,02
										SX231.853,48	98,11			JTC520HDR106	100,90
125	YZ125 L			1984		12	JTF422,12	26,36	50	JTR853,50	91,08	520	112	DID520ERT2112	256,48
										SX6143.853,50	230,06			EK520MRD6112	216,16
										SX239.853,50	125,38			IRIS520RXP112	202,88
										SX231.853,50	98,11			JTC520HDR112	106,61
125	YZ125 L,M,N			1999	2001	13	JTF564,13	32,74	48	JTR251,48	99,74	520	112	DID520VT2112	347,20
										SX6143.245,48	230,06			EK520SRX112	307,27
										SX239.245,48	125,38			IRIS520HTP112	290,83
										SX231.245,48	98,11			JTC520X1R112	225,58
125	YZ125 N			1985		12	JTF422,12	26,36	50	JTR853,50	91,08	520	114	DID520ERT2114	261,06
										SX6143.853,50	230,06			EK520MRD6114	220,02
										SX239.853,50	125,38			IRIS520RXP114	206,51
										SX231.853,50	98,11			JTC520HDR114	108,51
125	YZ125 P,R,S	SXE2		2002	2004	13	JTF564,13	32,74	49	JTR251,49	100,18	520	112	DID520VT2112	347,20
										SX6143.245,49	230,06			EK520SRX112	307,27
										SX239.245,49	125,38			IRIS520HTP112	290,83
										SX231.245,49	98,11			JTC520X1R112	225,58
125	YZ125 S			1986		13	JTF422,13	27,71	50	JTR853,50	91,08	520	112	DID520ERT2112	256,48
										SX6143.853,50	230,06			EK520MRD6112	216,16
										SX239.853,50	125,38			IRIS520RXP112	202,88
										SX231.853,50	98,11			JTC520HDR112	106,61
125	YZ125 T			1987		13	JTF564,13	32,74	50	JTR853,50	91,08	520	112	DID520ERT2112	256,48
										SX6143.853,50	230,06			EK520MRD6112	216,16
										SX239.853,50	125,38			IRIS520RXP112	202,88
										SX231.853,50	98,11			JTC520HDR112	106,61
125	YZ125 T,V,W,X			2005	2008	13	JTF1590SC,13	40,21	48	JTR251,48	99,74	520	112	DID520VT2112	347,20
										SX6143.245,48	230,06			EK520SRX112	307,27
										SX239.245,48	125,38			IRIS520HTP112	290,83
										SX231.245,48	98,11			JTC520X1R112	225,58
125	YZ125 U			1988		13	JTF564,13	32,74	49	JTR853,49	98,28	520	112	DID520ERT2112	256,48

Poj. [cm3]	Model	Kod	Kraj	Rok od	Rok do	Zębatka przód			Zębatka tył			Łańcuch			
						JT		Cena	JT / Supersprox		Cena	Szer.	Dł.	DID / EK / IRIS / JT	
Lz	Nr katalogowy	Lz	Nr katalogowy	Szer.	Dł.	Dł.	Nr katalogowy								
125	YZF125 R			2008	2010									EK428SROZ132	269,76
														IRIS428HTP132	248,01
														JTC428HDR132	68,10
175	AG175 F					15	JTF1263,15	14,88	47	JTR1925,47	87,89	428	118	DID428VX118	263,14
														EK428SROZ118	241,15
														IRIS428HTP118	221,71
														JTC428HDR118	60,88
175	AG175 G,H,J,FU,B,D,E					14	JTF1263,14	14,07	47	JTR1925,47	87,89	428	118	DID428VX118	263,14
														EK428SROZ118	241,15
														IRIS428HTP118	221,71
														JTC428HDR118	60,88
175	DT175			1974	1977	16	JTF1263,16	15,64	37	JTR1842,37	49,25	428	114	DID428VX114	254,22
														EK428SROZ114	232,97
														IRIS428HTP114	214,19
														JTC428HDR114	58,82
175	DT175 MX (6 F.H.)			1978	1981	15	JTF416,15	13,75	49	JTR843,49	69,27	428	118	DID428VX118	263,14
														EK428SROZ118	241,15
														IRIS428HTP118	221,71
														JTC428HDR118	60,88
175	DT175 N,T,W,A,B,C,D,E,F,G,H			1984	1996	15	JTF1263,15	14,88	49	JTR843,49	69,27	428	118	DID428VX118	263,14
														EK428SROZ118	241,15
														IRIS428HTP118	221,71
														JTC428HDR118	60,88
175	IT175 D,E,F			1977	1979	12	JTF422,12	26,36	41	JTR845,41	79,07	520	96	DID520VT296	297,60
														EK520SRX96	263,37
														IRIS520HTP96	249,28
														JTC520X1R96	193,35
175	IT175 G,H,J			1980	1982	12	JTF422,12	26,36	44	JTR853,44	86,92	520	100	DID520VT2100	310,00
										SX6143.853,44	230,06			EK520SRX100	274,34
										SX239.853,44	125,38			IRIS520HTP100	259,67
										SX231.853,44	98,11			JTC520X1R100	201,41
175	IT175 K			1983		12	JTF422,12	26,36	44	JTR853,44	86,92	520	104	DID520VT2104	322,40
										SX6143.853,44	230,06			EK520SRX104	285,32
										SX239.853,44	125,38			IRIS520HTP104	270,06
										SX231.853,44	98,11			JTC520X1R104	209,46
175	TY175					13	JTF416,13	12,93	51	JTR1842,51	73,71	428			
				1982	1983	11	JTF421,11	28,36				520	48	DID520DZ48	78,72
														EK520MRD648	92,64
														IRIS520RXP48	86,95
														JTC520HDR48	45,69
175	YT175 J,K (TRÓJKOŁOWIEC)			1982	1983	11	JTF421,11	28,36				520	50	DID520DZ50	82,00
														EK520MRD650	96,50
														IRIS520RXP50	90,57
														JTC520HDR50	47,59
180	RT180 A,B,D,E,G			1990	1996	14	JTF1263,14	14,07	51	JTR843,51	72,63	428	122	DID428NZ122	170,80
														EK428SHDR122	149,50
														IRIS428RX122	92,44
														JTC428HDR122	62,94
185	SR185 J			1981		15	JTF1263,15	14,88	44	JTR835,44	57,85	428	118	DID428VX118	263,14
														EK428SROZ118	241,15
														IRIS428HTP118	221,71
														JTC428HDR118	60,88
200	AG200	1FE	Japonia		15	JTF1263,15	14,88	45	JTR1842,45	63,43	428	118	DID428VX118	263,14	
														EK428SROZ118	241,15
														IRIS428HTP118	221,71
														JTC428HDR118	60,88
200	AG200 L,FU,FB,W,F			1984	1994	14	JTF1263,14	14,07	54	JTR1842,54	88,27	428	126	DID428VX126	280,98
														EK428SROZ126	257,50
														IRIS428HTP126	236,74
														JTC428HDR126	65,01
200	BW200 N,S,T,U			1985	1988	14	JTF422,14	27,71	37	JTR1845,37	86,70	520			
				1985		13	JTF1554,13	60,34	41	JTR845,41	79,07	520	100	DID520VX100	258,00
200	DT200 L													EK520MVXZ100	309,29
														IRIS520HTP100	259,67
														JTC520X1R100	201,41
														DID520VX100	258,00
200	DT200 L		Australia	1985		13	JTF1554,13	60,34				520	100	EK520MVXZ100	309,29
														IRIS520HTP100	259,67
														JTC520X1R100	201,41
200	DT200 R	3ET		1988		16	JTF558,16	17,21	53	JTR839,53	79,34	428	126	DID428VX126	280,98
														EK428SROZ126	257,50
														IRIS428HTP126	236,74
														JTC428HDR126	65,01
200	DT200 R			1987		16	JTF264,16	15,86	50	JTR843,50	72,68	428	126	DID428VX126	280,98
														EK428SROZ126	257,50
														IRIS428HTP126	236,74
														JTC428HDR126	65,01
200	DT200 R-W,D,E,F,G	2YY		1989	1995	13	JTF564,13	32,74	43	JTR853,43	86,21	520	106	DID520VX106	273,48
										SX6143.853,43	230,06			EK520MVXZ106	327,85
										SX239.853,43	125,38			IRIS520HTP106	275,25
										SX231.853,43	98,11			JTC520X1R106	213,49
200	DT200 WP,WR	3XP	Japonia	1990		13	JTF564,13	32,74	42	JTR853,42	79,45	520	110	DID520VX110	283,80
										SX6143.853,42	230,06			EK520MVXZ110	340,22
										SX239.853,42	125,38			IRIS520HTP110	285,64
										SX231.853,42	98,11			JTC520X1R110	221,55
200	IT200 L,N,S			1984	1986	12	JTF422,12	26,36	44	JTR853,44	86,92	520	106	DID520VT2106	328,60
										SX6143.853,44	230,06			EK520SRX106	290,81
										SX239.853,44	125,38			IRIS520HTP106	275,25
										SX231.853,44	98,11			JTC520X1R106	213,49
200	RD200 DX			1975	1977	16	JTF1263,16	15,64	36	JTR836,36	51,25	428	108	DID428VX108	240,84
														EK428SROZ108	220,71
														IRIS428HTP108	202,92
														JTC428HDR108	55,72
200	RD200 DX KOŁA ODLEWANE			1978	1981	15	JTF416,15	13,75	39	JTR837,39	46,92	428	112	DID428VX112	249,76
														EK428SROZ112	228,89
														IRIS428HTP112	

Poj. [cm3]	Model	Kod	Kraj	Rok od	Rok do	Zębatka przód			Zębatka tył			Łańcuch			
						JT		Cena	JT / Supersprox		Cena	Szer.	Dł.	DID / EK / IRIS / JT	
Lz	Nr katalogowy	Lz	Nr katalogowy	Cena	Lz	Nr katalogowy	Cena		Nr katalogowy	Cena					
YAMAHA															
200	TW200	3LY		1989									JTC428HDR120	61,91	
200	TW200 G,H,K,L,M,N,P,R,S,T,V,W,X,Y,Z	3XT,SR5		1995	2010	14	JTF1559,14	18,78	50	JTR1842,50	73,82	428	122	DID428VX122	272,06
														EK428SROZ122	249,32
														IRIS428HTP122	229,22
200	TW200 T,U,W,A,B,D,E,F		USA	1987	1994	14	JTF1559,14	18,78	50	JTR1842,50	73,82	428	126	JTC428HDR122	62,94
														DID428VX126	280,98
														EK428SROZ126	257,50
200	WR200 R-B,D,E,F													IRIS428HTP126	236,74
														JTC428HDR126	65,01
				1991	1994	12	JTF564,12	31,61	52	JTR853,52	103,21	520	116	DID520VT2116	359,60
200														EK520SRX116	318,24
														IRIS520HTP116	301,22
														JTC520X1R116	233,63
200	XT200	47J	Japonia			15	JTF1263,15	14,88	45	JTR1842,45	63,43	428	118	DID428VX118	263,14
														EK428SROZ118	241,15
														IRIS428HTP118	221,71
200	XT200 J,K													JTC428HDR118	60,88
		47J	Australia			15	JTF1263,15	14,88	48	JTR1842,48	65,43	428	118	DID428VX118	263,14
														EK428SROZ118	241,15
200	YFS200 L,M,N,P,R,S,T,V BLASTER													IRIS428HTP118	221,71
														JTC428HDR118	60,88
				1999	2006	13	JTF1554,13	60,34	40	JTR853,40	73,55	520	92	DID520ATV92	279,68
200	YFS200 U,W,A,B,D,E,F,G,H,J,K BLASTER													EK520SRX92	252,40
														IRIS520HTP92	238,90
														JTC520X1R92	183,28
200	YTM200 K,L,N (TRÓJKOŁOWIEC)			1988	1998	13	JTF1554,13	60,34	40	JTR853,40	73,55	520	92	DID520ATV92	279,68
														EK520SRX92	252,40
														IRIS520HTP92	238,90
200	TT-R225 L,M,N,P,R													JTC520X1R92	183,28
														DID520DZ60	98,40
				1983	1985	11	JTF1552,11	33,83	42	JTR1912,42	117,98	520	60	EK520MRD660	115,80
225	TW225 E													IRIS520RXP60	108,69
														JTC520HMR60	57,11
				1999	2004	15	JTF555,15	17,21				428	128	DID428N2128	179,20
225	XT225 D,E,F,L,M SEROW													EK428SHDR128	156,85
														IRIS428RX128	96,98
														JTC428HMR128	66,04
225	XT225 N,P,R,S,T,V,W		Japonia	2002	2006	15	JTF1559,15	18,78	45	JTR1842,45	63,43	428	120	DID428VX120	267,60
														EK428SROZ120	245,23
														IRIS428HTP120	225,46
230	TT-R230													JTC428HMR120	61,91
														DID428VX120	267,60
				1992	2000	15	JTF555,15	17,21	45	JTR1869,45	73,71	428	120	EK428SROZ120	245,23
230	TT-R230 T,V,W,X,Y													IRIS428HTP120	225,46
														JTC428HMR120	61,91
														DID428VX120	267,60
240	XT240													EK428SROZ120	245,23
														IRIS428HTP120	225,46
				2001	2007	15	JTF555,15	17,21	45	JTR1869,45	73,71	428	120	DID428VX120	267,60
250	DT250 MX													EK428SROZ120	245,23
														IRIS428HTP120	225,46
														JTC428HMR120	61,91
250	DT250 MX	1C6J		2010		13	JTF1554,13	60,34	49	JTR251,49	100,18	520	106	DID520VT2106	328,60
														EK520SRX106	290,81
														IRIS520HTP106	275,25
250	FZR250 EXUP													JTC520X1R106	213,49
														DID520VT2106	328,60
														EK520SRX106	290,81
250	FZR250 FAZER													IRIS520HTP106	275,25
														JTC520X1R106	213,49
														DID520VX102	263,16
250	IT250 D,E,F													EK520MVXZ102	315,47
														IRIS520HTP102	264,86
														JTC520X1R102	205,44
250	IT250 H,J			1980	1982	16	JTF569,16	29,39	47	JTR855,47	96,28	520	104	DID520VX104	268,32
														EK520MVXZ104	321,66
														IRIS520HTP104	270,06
250	IT250 K,L													JTC520X1R104	209,46
														DID520VX104	268,32
														EK520MVXZ104	321,66
250	RD250 DXC													IRIS520HTP104	270,06
														JTC520X1R104	209,46
														DID520ERT2106	242,74
250	RD250 DXD													EK520MRD6106	204,58
														IRIS520RXP106	192,02
														JTC520HMR106	100,90
250	RD250 DXD													DID520ERT2108	247,32
														EK520MRD6108	208,44
														IRIS520RXP108	195,64
250	RD250 DXD													JTC520HMR108	102,80
														DID520ERT2112	256,48
														EK520MRD6112	216,16
250	RD250 DXC													IRIS520RXP112	202,88
														JTC520HMR112	106,61
														DID50(530)VX96	311,04
250	RD250 DXD													EK530MVXZ96	356,83
														IRIS530HTP96	260,75
														JTC530X1R96	242,35
250	RD250 DXD													DID50(530)VX96	311,04
														JTC530X1R96	242,35
														DID50(530)VX96	311,04

Poj. [cm3]	Model	Kod	Kraj	Rok od	Rok do	Zębatka przód			Zębatka tył			Łańcuch			
						JT			JT / Supersprox			DID / EK / IRIS / JT			
						Lz	Nr katalogowy	Cena	Lz	Nr katalogowy	Cena	Szer.	Dł.	Nr katalogowy	Cena
250	RD250 DXD			1977	1978									EK530MVXZ96	356,83
														IRIS530HTP96	260,75
														JTC530X1R96	242,35
250	RD250 DXE			1978	1980	17	JTF567,17	37,78	38	JTR854,38	106,78	50	96	DID50(530)VX96	311,04
														EK530MVXZ96	356,83
														IRIS530HTP96	260,75
														JTC530X1R96	242,35
250	RD250 LC	4L1		1980	1985	16	JTF567,16	33,18	41	JTR852,41	116,20	50	102	DID50(530)VX102	330,48
														EK530MVXZ102	379,13
														IRIS530HTP102	277,05
														JTC530X1R102	257,50
250	RZ250	4L3	Japonia			16	JTF567,16	33,18	41	JTR852,41	116,20	50	102	DID50(530)VX102	330,48
														EK530MVXZ102	379,13
														IRIS530HTP102	277,05
														JTC530X1R102	257,50
250	RZ250 L,FN,FS,T,W		Australia	1984	1991	16	JTF569,16	29,39	40	JTR846,40	72,57	520	106	DID520VX106	273,48
														EK520MVXZ106	327,85
														IRIS520HTP106	275,25
														JTC520X1R106	213,49
250	RZ250 R	1XG	Japonia			16	JTF569,16	29,39	41	JTR846,41	83,56	520	110	DID520VX110	283,80
														EK520MVXZ110	340,22
														IRIS520HTP110	285,64
														JTC520X1R110	221,55
250	RZ250 S,T,W	1AR		1986	1987	16	JTF569,16	29,39	41	JTR846,41	83,56	520	108	DID520VX108	278,64
														EK520MVXZ108	334,03
														IRIS520HTP108	280,44
														JTC520X1R108	217,52
250	RZZ250 RR	51L	Japonia			16	JTF569,16	29,39	41	JTR846,41	83,56	520	108	DID520VX108	278,64
														EK520MVXZ108	334,03
														IRIS520HTP108	280,44
														JTC520X1R108	217,52
250	SR250		Hiszpania	1985	1996	14	JTF569,14	27,38	40	JTR845,40	77,39	520	102	DID520VX102	263,16
														EK520MVXZ102	315,47
														IRIS520HTP102	264,86
														JTC520X1R102	205,44
250	SR250			1993	1996	16	JTF569,16	29,39	46	JTR845,46	91,95	520	102	DID520VX102	263,16
														EK520MVXZ102	315,47
														IRIS520HTP102	264,86
														JTC520X1R102	205,44
250	SR250 H,J,K		Australia	1980	1984	16	JTF569,16	29,39	46	JTR845,46	91,95	520	104	DID520VX104	268,32
														EK520MVXZ104	321,66
														IRIS520HTP104	270,06
														JTC520X1R104	209,46
250	SR250 SE			1979	1984	16	JTF569,16	29,39	45	JTR845,45	86,21	520	102	DID520VX102	263,16
														EK520MVXZ102	315,47
														IRIS520HTP102	264,86
														JTC520X1R102	205,44
250	SRV250		Japonia						45	JTR857,45	84,70	520	106	DID520VX106	273,48
										SX6143.857,45	230,06			EK520MVXZ106	327,85
										SX239.857,45	125,38			IRIS520HTP106	275,25
										SX231.857,45	98,11			JTC520X1R106	213,49
250	SRX250 N,T,CT			1987		14	JTF1553,14	60,34	43	JTR845,43	84,10	520	106	DID520VX106	273,48
														EK520MVXZ106	327,85
														IRIS520HTP106	275,25
														JTC520X1R106	213,49
250	TDR250	3CK,3CL		1988	1990	14	JTF5655C,14	31,05	45	JTR846,45	90,49	520	108	DID520VX108	278,64
														EK520MVXZ108	334,03
														IRIS520HTP108	280,44
														JTC520X1R108	217,52
250	TT250 G,H,J			1980	1982	14	JTF569,14	27,38	49	JTR845,49	97,63	520	100	DID520VT2100	310,00
														EK520SRX100	274,34
														IRIS520HTP100	259,67
														JTC520X1R100	201,41
250	TT250 R	4PXA-4PX9		2003	2004	14	JTF583,14	64,57	44	JTR853,44	86,92	520	106	DID520VT2106	328,60
										SX6143.853,44	230,06			EK520SRX106	290,81
										SX239.853,44	125,38			IRIS520HTP106	275,25
										SX231.853,44	98,11			JTC520X1R106	213,49
250	TT250 R			1993	1995	14	JTF583,14	64,57	43	JTR853,43	86,21	520	106	DID520VT2106	328,60
										SX6143.853,43	230,06			EK520SRX106	290,81
										SX239.853,43	125,38			IRIS520HTP106	275,25
										SX231.853,43	98,11			JTC520X1R106	213,49
250	TT250 R		Francja	1995	1996				44	JTR853,44	86,92	520	106	DID520VT2106	328,60
										SX6143.853,44	230,06			EK520SRX106	290,81
										SX239.853,44	125,38			IRIS520HTP106	275,25
										SX231.853,44	98,11			JTC520X1R106	213,49
250	TT250 R			1996	1998	14	JTF583,14	64,57	44	JTR853,44	86,92	520	106	DID520VT2106	328,60
										SX6143.853,44	230,06			EK520SRX106	290,81
										SX239.853,44	125,38			IRIS520HTP106	275,25
										SX231.853,44	98,11			JTC520X1R106	213,49
250	TT250 R LW			1999	2000	14	JTF583,14	64,57	54	JTR853,54	103,21	520	122	DID520VT2122	378,20
										SX6143.853,54	230,06			EK520SRX122	334,70
										SX239.853,54	125,38			IRIS520HTP122	316,80
										SX231.853,54	98,11			JTC520X1R122	245,72
250	TT250 S,T,W,A,B			1989	1992	14	JTF575,14	41,24	50	JTR853,50	91,08	520	100	DID520VT2100	310,00
										SX6143.853,50	230,06			EK520SRX100	274,34
										SX239.853,50	125,38			IRIS520HTP100	259,67
										SX231.853,50	98,11			JTC520X1R100	201,41
250	TT-R250		USA	1999	2006	13	JTF583,13	64,24	52	JTR853,52	103,21	520	110	DID520VT2110	341,00
										SX6143.853,52	230,06			EK520SRX110	301,78
										SX239.853,52	125,38			IRIS520HTP110	285,64
										SX231.853,52	98,11			JTC520X1R110	221,55
250	TY250/300 R (MONOSHOCK)			1984	1990	10	JTF569,10	34,15				520			
250	TY250/300 S (MONOSHOCK)			1984	1990	10	JTF569,10	34,15				520			
				1993		10	JTF569,10	34,15				520	98	DID520ERT298	224,42
250	TYZ250													EK520MRD698	189,14
														IRIS520RXP98	177,52
														JTC520HDR98	93,28
		1KT	Japonia	1987	1988	14	JTF5655C,14	31,05	41	JTR846,41	83,56	520	110	DID520VX110	283,80
250	TZR250													EK520MVXZ110	340,22
														IRIS520HTP110	285,64
														JTC520X1R110	221,55
250	TZR250	2MA,2XW		1987	1992	14	JTF5655C,14	31,05	41	JTR846,41	83,56	520	110	DID520VX110	283,80
														EK520MVXZ110	340,22

Poj. [cm3]	Model	Kod	Kraj	Rok od	Rok do	Zębatka przód			Zębatka tył			Łańcuch			
						JT		Cena	JT / Supersprox		Cena	Szer.	Dł.	DID / EK / IRIS / JT	
						Lz	Nr katalogowy		Lz	Nr katalogowy				Nr katalogowy	Cena
YAMAHA															
250	TZR250	2MA,2XW		1987	1992									IRIS520HTP110	285,64
250	TZR250 RV-TWIN	3XV	Japonia	1991	1994	14	JTF565SC,14	31,05				520		JTC520X1R110	221,55
250	TZR250 RC	3MA-1	Japonia	1989		14	JTF565SC,14	31,05	43	JTR846,43	90,49	520	110	DID520VX110	283,80
														EK520MVXZ110	340,22
														IRIS520HTP110	285,64
250	TZR250 RC													JTC520X1R110	221,55
		3MA-3/5	Japonia	1990		14	JTF565SC,14	31,05	43	JTR846,43	90,49	520	110	DID520VX110	283,80
														EK520MVXZ110	340,22
250	TZR250 RC													IRIS520HTP110	285,64
														JTC520X1R110	221,55
		3MA-4	Japonia	1990		14	JTF565SC,14	31,05	43	JTR846,43	90,49	520	110	DID520VX110	283,80
250	TZR250 SP													EK520MVXZ110	340,22
														IRIS520HTP110	285,64
														JTC520X1R110	221,55
250	WR250 A			1990		14	JTF569,14	27,38	51	JTR853,51	98,28	520	116	DID520VT2116	359,60
														EK520SRX116	318,24
														IRIS520HTP116	301,22
250	WR250 F-A (OFF ROAD)													JTC520X1R116	233,63
			USA	2011		13	JTF1590SC,13	40,21	50	JTR251,50	90,98	520	114	DID520VT2114	353,40
														EK520SRX114	312,75
250	WR250 F-L,M													IRIS520HTP114	296,03
														JTC520X1R114	229,60
				1999	2000	14	JTF565SC,14	31,05	50	JTR251,50	90,98	520	114	DID520VT2114	353,40
250	WR250 F-L,M													EK520SRX114	312,75
														IRIS520HTP114	296,03
														JTC520X1R114	229,60
250	WR250 FN (ENDURO)			2001		13	JTF1590SC,13	40,21	50	JTR251,50	90,98	520	114	DID520VT2114	353,40
														EK520SRX114	312,75
														IRIS520HTP114	296,03
250	WR250 F-N,P,R,S,T,V (OFF ROAD)													JTC520X1R114	229,60
		5UM6		2001	2006	13	JTF1590SC,13	40,21	52	JTR245/2,52	108,24	520	114	DID520VT2114	353,40
														EK520SRX114	312,75
250	WR250 F-W,X,Y,Z (OFF ROAD)													IRIS520HTP114	296,03
														JTC520X1R114	229,60
		5UMU/W		2007	2010	13	JTF1590SC,13	40,21	50	JTR251,50	90,98	520	114	DID520VT2114	353,40
250	WR250 F-Z (OFF ROAD)													EK520SRX114	312,75
														IRIS520HTP114	296,03
														JTC520X1R114	229,60
250	WR250 R-X,Y,Z	32D5/B		2008	2010	13	JTF1590SC,13	40,21	43	JTR245/2,43	83,34	520	108	DID520ZVMX108	432,00
														EK520ZVX108	456,56
														IRIS520F8108	369,99
250	WR250 V													JTC520X1R108	217,52
				1989		14	JTF569,14	27,38	49	JTR853,49	98,28	520	114	DID520VT2114	353,40
														EK520SRX114	312,75
250	WR250 X-X,Y													IRIS520HTP114	296,03
														JTC520X1R114	229,60
		32D6/C		2008	2010	13	JTF1590SC,13	40,21	42	JTR245/2,42	82,10	520	108	DID520ZVMX108	432,00
250	WR250 ZB,ZD													EK520ZVX108	456,56
														IRIS520F8108	369,99
														JTC520X1R108	217,52
250	WR250 ZE			1991	1992	14	JTF569,14	27,38	52	JTR853,52	103,21	520	116	DID520VT2116	359,60
														EK520SRX116	318,24
														IRIS520HTP116	301,22
250	WR250 ZF													JTC520X1R116	233,63
				1993		14	JTF569,14	27,38	51	JTR853,51	98,28	520	116	DID520VT2116	359,60
														EK520SRX116	318,24
250	WR250 ZG													IRIS520HTP116	301,22
														JTC520X1R116	233,63
														EK520SRX116	318,24
250	WR250 ZH			1994		14	JTF569,14	27,38	52	JTR853,52	103,21	520	116	DID520VT2116	359,60
														EK520SRX116	318,24
														IRIS520HTP116	301,22
250	WR250 ZJ													JTC520X1R116	233,63
														DID520VT2112	347,20
				1997		14	JTF569,14	27,38	49	JTR853,49	98,28	520	112	EK520SRX112	307,27
250	WR250 ZK													IRIS520HTP112	290,83
														JTC520X1R112	225,58
				1998		14	JTF569,14	27,38	48	JTR853,48	96,98	520	112	DID520VT2112	347,20
250	XG250 TRICKER													EK520SRX112	307,27
														IRIS520HTP112	290,83
														JTC520X1R112	225,58
250	XS250			2005	2007	15	JTF1594,15	tel.				428	124	DID428VX124	276,52
														EK428SROZ124	253,41
														IRIS428HTP124	232,98
250	XS250 C KOŁA SZPRYCHOWANE													JTC428HDI124	63,98
														DID50(530)VX100	324,00
														EK530MVXZ100	371,70
250	XS250 KOŁA ODLEWANE													IRIS530HTP100	271,62
														JTC530X1R100	252,45
				1978		15	JTF424,15	37,56	43	JTR854,43	126,59	50	106	DID50(530)VX106	343,44
250	XS250 KOŁA ODLEWANE													EK530MVXZ106	394,00
														IRIS530HTP106	287,92
														JTC530X1R106	267,60
250	XS250 KOŁA ODLEWANE			1978		15	JTF424,15	37,56	43	JTR854,43	126,59	50	100	DID50(530)VX100	324,00
														EK530MVXZ100	371,70
														IRIS530HTP100	271,62
250	XS250 KOŁA ODLEWANE													JTC530X1R100	252,45
				1979	1980	15	JTF424,15	37,56	43	JTR854,43	126,59	50	106	DID50(530)VX106	343,44
														EK530MVXZ106	394,00
250	XS250 KOŁA ODLEWANE													IRIS530HTP106	287,92
														JTC530X1R106	267,60
														DID50(530)VX100	324,00

Poj. [cm3]	Model	Kod	Kraj	Rok od	Rok do	Zębatka przód			Zębatka tył			Łańcuch			
						JT		Cena	JT / Supersprox		Cena	Szer.	Dł.	DID / EK / IRIS / JT	
Lz	Nr katalogowy	Lz	Nr katalogowy	Lz	Nr katalogowy	Szer.	Dł.								
250	XS250 KOŁA ODLEWANE			1979	1980									JTC530X1R106	267,60
250	XS250 RK,SK		Australia	1982		15	JTF571,15	56,77	38	JTR840,38	96,98	50	100	DID50(530)VX100	324,00
														EK530MVXZ100	371,70
														IRIS530HTP100	271,62
250	XS250 SE,SG,SH,SK			1980	1982	15	JTF424,15	37,56	41	JTR854,41	121,07	50	104	JTC530X1R100	252,45
														DID50(530)VX104	336,96
														EK530MVXZ104	386,56
250	XT250	3Y3	Francja			16	JTF569,16	29,39	46	JTR845,46	91,95	520	102	IRIS530HTP104	282,48
														JTC530X1R104	262,55
														DID520VX102	263,16
250	XT250			1981	1990	15	JTF569,15	29,39	46	JTR845,46	91,95	520	98	EK520MVXZ102	315,47
														IRIS520HTP102	264,86
														JTC520X1R102	205,44
250	XT250													DID520VX98	252,84
														EK520MVXZ98	303,10
														IRIS520HTP98	254,48
250	XT250 G,H,J,K,W,A,B		Australia	1980	1992	15	JTF569,15	29,39	47	JTR845,47	89,84	520	98	JTC520X1R98	197,38
														DID520VX98	252,84
														EK520MVXZ98	303,10
250	XT250 J			1980		15	JTF569,15	29,39	45	JTR845,45	86,21	520	100	IRIS520HTP98	254,48
														JTC520X1R98	197,38
														DID520VX100	258,00
250	XT250 T	1EU	Japonia			19	JTF1588,19	75,50	52	JTR1842,52	73,71	428	128	EK520MVXZ100	309,29
														IRIS520HTP100	259,67
														JTC520X1R100	201,41
250	XT250 TL	30X	Australia	1983	1984	15	JTF431,15	47,79	47	JTR845,47	89,84	520	106	DID428VX128	285,44
														EK428SROZ128	261,58
														IRIS428HTP128	240,49
250	XT250 TL	30X	Japonia	1983	1984	15	JTF431,15	47,79	48	JTR845,48	95,74	520	106	JTC428HDR128	66,04
														DID520VX106	273,48
														EK520MVXZ106	327,85
250	XT250 TN,TS,TT	48Y	Australia	1985	1987	15	JTF1553,15	69,06	47	JTR845,47	89,84	520	106	IRIS520HTP106	275,25
														JTC520X1R106	213,49
														DID520VX106	273,48
250	XT250 X SERROW	3C5	Japonia			15	JTF1594,15	tel.	48	JTR1847,48	93,39	428	128	EK520MVXZ106	327,85
														IRIS520HTP106	275,25
														JTC520X1R106	213,49
250	XT250 X,Y,Z			2008	2010	15	JTF1594,15	tel.	48	JTR1847,48	93,39	428	128	DID428VX128	285,44
														EK428SROZ128	261,58
														IRIS428HTP128	240,49
250	XV250	3LW/S,KF		1989	1994	16	JTF569,16	29,39	45	JTR857,45	84,70	520	114	JTC428HDR128	66,04
														DID428VX128	285,44
														EK428SROZ128	261,58
250	XV250 S VIRAGO			1995	2008	16	JTF569,16	29,39	45	JTR857,45	84,70	520	114	IRIS428HTP128	240,49
														JTC520X1R114	229,60
														DID520VX114	294,12
250	XV250 V-STAR			2008	2010	16	JTF569,16	29,39	45	JTR857,45	84,70	520	114	EK520MVXZ114	352,59
														IRIS520HTP114	296,03
														JTC520X1R114	229,60
250	XV250 V-STAR			2011		16	JTF569,16	29,39	45	JTR857,45	84,70	520	114	DID520VX114	294,12
														EK520MVXZ114	352,59
														IRIS520HTP114	296,03
250	XVS250 DRAG STAR			2001	2004	20	JTF558,20	23,98	56	JTR1874,56	103,91	428	146	JTC520X1R114	229,60
														DID428VX146	325,58
														EK428SROZ146	298,37
250	YBR250			2007	2010	15	JTF1594,15	tel.	44	JTR1870,44	16,51	428	132	IRIS428HTP146	274,31
														JTC428HDR146	75,33
														DID428VX132	294,36
250	YD250	3NU1/2	Japonia			16	JTF569,16	29,39	45	JTR845,45	86,21	520	102	EK428SROZ132	269,76
														IRIS428HTP132	248,01
														JTC428HDR132	68,10
250	YFM250 R-X,Y RAPTOR			2008	2009	14	JTF1593,14	tel.	38	JTR1857,38	74,09	520	92	DID520VX102	263,16
														EK520MVXZ102	315,47
														IRIS520HTP102	264,86
250	YTZ250 N,S (TRÓJKOŁOWIEC)			1985	1986	13	JTF569,13	27,38	44	JTR853,44	86,92	520	98	JTC520X1R102	205,44
														DID520ATV92	279,68
														EK520SRX92	252,40
250	YZ250			2011		14	JTF565SC,14	31,05	50	JTR251,50	90,98	520	114	IRIS520HTP92	238,90
														JTC520X1R92	183,28
														DID520DZ98	160,72
250	YZ250 A,B			1990	1991	14	JTF569,14	27,38	51	JTR853,51	98,28	520	116	EK520MRD698	189,14
														IRIS520RXP98	177,52
														JTC520HDR98	93,28
250	YZ250 D			1992		14	JTF569,14	27,38	49	JTR853,49	98,28	520	116	DID520VT2114	353,40
														EK520SRX114	312,75
														IRIS520HTP114	296,03
250	YZ250 D,E			1977	1978	14	JTF569,14	27,38	50	JTR853,50	91,08	520	106	JTC520X1R114	229,60
														DID520VT2116	359,60
														EK520SRX116	318,24
250	YZ250 E			1993		14	JTF569,14	27,38	51	JTR853,51	98,28	520	116	IRIS520RXP106	192,02
														JTC520HDR106	100,90
														DID520VT2116	359,60

Poj. [cm3]	Model	Kod	Kraj	Rok od	Rok do	Zębatka przód			Zębatka tył			Łańcuch					
						JT		Cena	JT / Supersprox		Cena	Szer.	Dł.	DID / EK / IRIS / JT			
Lz	Nr katalogowy	Lz	Nr katalogowy	Cena	Szer.	Dł.	Nr katalogowy		Cena								
YAMAHA																	
250	YZ250 E			1993						SX231.853,51	98,11			JTC520X1R116	233,63		
250	YZ250 F			1979	14	JTF569,14	27,38	48	JTR853,48	96,98	520	108	DID520ERT2108	247,32			
									SX6143.853,48	230,06			EK520MRD6108	208,44			
									SX239.853,48	125,38			IRIS520RXP108	195,64			
250	YZ250 F-			2011						SX231.853,48	98,11			JTC520HDR108	102,80		
									JTR251,	99,74	520						
									SX6143.245,1,	230,06							
250	YZ250 F,G,H,J									SX239.245,1,	125,38						
									SX231.245,1,	98,11							
				1994	1997	13	JTF569,13	27,38	49	JTR853,49	98,28	520	114	DID520VT2114	353,40		
250	YZ250 F-AB,AL									SX6143.853,49	230,06			EK520SRX114	312,75		
									SX239.853,49	125,38			IRIS520HTP114	296,03			
									SX231.853,49	98,11			JTC520X1R114	229,60			
250	YZ250 F-AB,AL		USA	2011	13	JTF1590SC,13	40,21	49	JTR251,49	100,18	520	112	DID520VT2112	347,20			
									SX6143.245,49	230,06			EK520SRX112	307,27			
									SX239.245,49	125,38			IRIS520HTP112	290,83			
250	YZ250 F-N,P,R,S (4T)									SX231.245,49	98,11			JTC520X1R112	225,58		
				2001	2004	13	JTF1590SC,13	40,21	48	JTR251,48	99,74	520	112	DID520VT2112	347,20		
									SX6143.245,48	230,06			EK520SRX112	307,27			
250	YZ250 F-T,V,W,X,Y (4T)									SX239.245,48	125,38			IRIS520HTP112	290,83		
									SX231.245,48	98,11			JTC520X1R112	225,58			
				2005	2009	13	JTF1590SC,13	40,21	49	JTR251,49	100,18	520	112	DID520VT2112	347,20		
250	YZ250 F-T,V,W,X,Y (4T)									SX6143.245,49	230,06			EK520SRX112	307,27		
									SX239.245,49	125,38			IRIS520HTP112	290,83			
									SX231.245,49	98,11			JTC520X1R112	225,58			
250	YZ250 F-Z	17D5	USA	2010	13	JTF1590SC,13	40,21	49	JTR251,49	100,18	520	112	DID520VT2112	347,20			
									SX6143.245,49	230,06			EK520SRX112	307,27			
									SX239.245,49	125,38			IRIS520HTP112	290,83			
250	YZ250 F-Z									SX231.245,49	98,11			JTC520X1R112	225,58		
				2010	13	JTF1590SC,13	40,21	51	JTR251,51	90,98	520	114	DID520VT2114	353,40			
									SX6143.245,51	230,06			EK520SRX114	312,75			
250	YZ250 G									SX239.245,51	125,38			IRIS520HTP114	296,03		
									SX231.245,51	98,11			JTC520X1R114	229,60			
				1980	14	JTF569,14	27,38	48	JTR853,48	96,98	520	106	DID520ERT2106	242,74			
250	YZ250 G									SX6143.853,48	230,06			EK520MRD6106	204,58		
									SX239.853,48	125,38			IRIS520RXP106	192,02			
									SX231.853,48	98,11			JTC520HDR106	100,90			
250	YZ250 H			1981	14	JTF569,14	27,38	48	JTR853,48	96,98	520	110	DID520ERT2110	251,90			
									SX6143.853,48	230,06			EK520MRD6110	212,30			
									SX239.853,48	125,38			IRIS520RXP110	199,26			
250	YZ250 J,K,L									SX231.853,48	98,11			JTC520HDR110	104,70		
				1982	1984	13	JTF569,13	27,38	48	JTR853,48	96,98	520	112	DID520ERT2112	256,48		
									SX6143.853,48	230,06			EK520MRD6112	216,16			
250	YZ250 K									SX239.853,48	125,38			IRIS520RXP112	202,88		
									SX231.853,48	98,11			JTC520HDR112	106,61			
		5DJ		1998	13	JTF569,13	27,38	50	JTR853,50	91,08	520	114	DID520VT2114	353,40			
250	YZ250 K									SX6143.853,50	230,06			EK520SRX114	312,75		
									SX239.853,50	125,38			IRIS520HTP114	296,03			
									SX231.853,50	98,11			JTC520X1R114	229,60			
250	YZ250 K	5DJ	USA	1998	14	JTF569,14	27,38	50	JTR853,50	91,08	520	114	DID520VT2114	353,40			
									SX6143.853,50	230,06			EK520SRX114	312,75			
									SX239.853,50	125,38			IRIS520HTP114	296,03			
250	YZ250 L,M,N									SX231.853,50	98,11			JTC520X1R114	229,60		
				1999	2001	14	JTF565SC,14	31,05	50	JTR251,50	90,98	520	114	DID520VT2114	353,40		
									SX6143.245,50	230,06			EK520SRX114	312,75			
250	YZ250 N,S									SX239.245,50	125,38			IRIS520HTP114	296,03		
									SX231.245,50	98,11			JTC520X1R114	229,60			
				1985	1986	14	JTF569,14	27,38	50	JTR853,50	91,08	520	114	DID520ERT2114	261,06		
250	YZ250 N,S									SX6143.853,50	230,06			EK520MRD6114	220,02		
									SX239.853,50	125,38			IRIS520RXP114	206,51			
									SX231.853,50	98,11			JTC520HDR114	108,51			
250	YZ250 P,R,S			2002	2004	14	JTF565SC,14	31,05	49	JTR251,49	100,18	520	114	DID520VT2114	353,40		
									SX6143.245,49	230,06			EK520SRX114	312,75			
									SX239.245,49	125,38			IRIS520HTP114	296,03			
250	YZ250 R,S									SX231.245,49	98,11			JTC520X1R114	229,60		
				USA	2003	2004	14	JTF565SC,14	31,05	50	JTR251,50	90,98	520	114	DID520VT2114	353,40	
									SX6143.245,50	230,06			EK520SRX114	312,75			
250	YZ250 T,U,W									SX239.245,50	125,38			IRIS520HTP114	296,03		
									SX231.245,50	98,11			JTC520X1R114	229,60			
				1987	1989	14	JTF569,14	27,38	49	JTR853,49	98,28	520	114	DID520ERT2114	261,06		
250	YZ250 T,U,W									SX6143.853,49	230,06			EK520MRD6114	220,02		
									SX239.853,49	125,38			IRIS520RXP114	206,51			
									SX231.853,49	98,11			JTC520HDR114	108,51			
250	YZ250 T,V,W,X,Y,Z	1P8M-R		2005	2010	14	JTF565SC,14	31,05	50	JTR251,50	90,98	520	114	DID520VT2114	353,40		
									SX6143.245,50	230,06			EK520SRX114	312,75			
									SX239.245,50	125,38			IRIS520HTP114	296,03			
350	RD350 A,B			1974	1976	17	JTF513,17	37,78	37	JTR848,37	111,81	50	92	DID50(530)VX92	298,08		
														EK530MVXZ92	341,96		
														IRIS530HTP92	249,89		
350	RD350 LC													JTC530X1R92	232,25		
		4L0		1980	1982	16	JTF567,16	33,18	39	JTR848,39	108,02	50	102	DID50(530)VX102	330,48		
														EK530MVXZ102	379,13		
350	RD350 YPVS 1WX,1WW,31K,1JF,1JG																

Poj. [cm3]	Model	Kod	Kraj	Rok od	Rok do	Zębatka przód			Zębatka tył			Łańcuch			
						JT			JT / Supersprox			DID / EK / IRIS / JT			
						Lz	Nr katalogowy	Cena	Lz	Nr katalogowy	Cena	Szer.	Dł.	Nr katalogowy	Cena
350	XT350		USA	1985	2000									EK428SROZ130	265,67
														IRIS428HTP130	244,25
														JTC428HDDR130	67,07
				2007	13	JTF569,13	27,38	38	JTR1857,38	74,09	520	98	DID520ATV98	297,92	
350	YFM350 RSE-W RAPTOR SPECIAL EDITION								SX6143.1857,38	230,06			EK520SRX98	268,86	
									SX239.1857,38	125,38			IRIS520HTP98	254,48	
									SX231.1857,38	98,11			JTC520X1R98	197,38	
				2004	2009	13	JTF569,13	27,38	38	JTR1857,38	74,09	520	98	DID520ATV98	297,92
350	YFM350 S,T,V,W,X,Y RAPTOR								SX6143.1857,38	230,06			EK520SRX98	268,86	
									SX239.1857,38	125,38			IRIS520HTP98	254,48	
									SX231.1857,38	98,11			JTC520X1R98	197,38	
				1999	2004	13	JTF569,13	27,38	40	JTR853,40	73,55	520	98	DID520ATV98	297,92
350	YFM350 X- L,M,N,P,R,S WARRIOR								SX6143.853,40	230,06			EK520SRX98	268,86	
									SX239.853,40	125,38			IRIS520HTP98	254,48	
									SX231.853,40	98,11			JTC520X1R98	197,38	
				1987	1988	13	JTF569,13	27,38	40	JTR1857,40	72,74	520	100	DID520ATV100	304,00
350	YFM350 X- T,U WARRIOR								SX6143.1857,40	230,06			EK520SRX100	274,34	
									SX239.1857,40	125,38			IRIS520HTP100	259,67	
									SX231.1857,40	98,11			JTC520X1R100	201,41	
				1989	1998	13	JTF569,13	27,38	40	JTR853,40	73,55	520	98	DID520ATV98	297,92
350	YFM350 X- W,B,D,E,F,G,H,J,K WARRIOR								SX6143.853,40	230,06			EK520SRX98	268,86	
									SX239.853,40	125,38			IRIS520HTP98	254,48	
									SX231.853,40	98,11			JTC520X1R98	197,38	
				1999	2006	14	JTF569,14	27,38	41	JTR853,41	79,45	520	104	DID520ATV104	316,16
350	YFZ350 L,M,N,P,R,S,T,V BANSHEE								SX6143.853,41	230,06			EK520SRX104	285,32	
									SX239.853,41	125,38			IRIS520HTP104	270,06	
									SX231.853,41	98,11			JTC520X1R104	209,46	
				2004	14	JTF569,14	27,38	41	JTR853,41	79,45	520	104	DID520ATV104	316,16	
350	YFZ350 LE-S BANSHEE - LTD EDITION BLACK								SX6143.853,41	230,06			EK520SRX104	285,32	
									SX239.853,41	125,38			IRIS520HTP104	270,06	
									SX231.853,41	98,11			JTC520X1R104	209,46	
				1987	1988	13	JTF569,13	27,38	42	JTR1857,42	87,13	520	104	DID520ATV104	316,16
350	YFZ350 T,U BANSHEE								SX6143.1857,42	230,06			EK520SRX104	285,32	
									SX239.1857,42	125,38			IRIS520HTP104	270,06	
									SX231.1857,42	98,11			JTC520X1R104	209,46	
				1989	1998	14	JTF569,14	27,38	41	JTR853,41	79,45	520	104	DID520ATV104	316,16
350	YFZ350 W,B,D,E,F,G,H,J,K BANSHEE								SX6143.853,41	230,06			EK520SRX104	285,32	
									SX239.853,41	125,38			IRIS520HTP104	270,06	
									SX231.853,41	98,11			JTC520X1R104	209,46	
				1975	1976	16	JTF565,16	26,14	43	JTR853,43	86,21	520	100	DID520VX100	258,00
400	DT400								SX6143.853,43	230,06			EK520MVXZ100	309,29	
									SX239.853,43	125,38			IRIS520HTP100	259,67	
									SX231.853,43	98,11			JTC520X1R100	201,41	
				1977	17	JTF569,17	33,99	43	JTR853,43	86,21	520	102	DID520VX102	263,16	
400	DT400 MX								SX6143.853,43	230,06			EK520MVXZ102	315,47	
									SX239.853,43	125,38			IRIS520HTP102	264,86	
									SX231.853,43	98,11			JTC520X1R102	205,44	
					16	JTF575,16	44,00	45	JTR846,45	90,49	520	104	DID520VX104	268,32	
400	FZ400													EK520MVXZ104	321,66
														IRIS520HTP104	270,06
														JTC520X1R104	209,46
400	FZR400 GENESIS	1WG	Japonia	1988					44	JTR844,44	112,62	525	104	DID525VX104	308,88
														EK525MVXZ104	379,18
														IRIS525HTP104	276,32
														JTC525X1R104	241,03
400	FZR400 R	46X	Japonia	1987	16	JTF575,16	44,00	45	JTR846,45	90,49	520	104	DID520ZVMX104	416,00	
														EK520ZVX104	439,65
														IRIS520FB104	356,29
														JTC520X1R104	209,46
400	FZR400 R EXUP MK1,MK2	1WG	Japonia	1988	1989	19	JTF1587,19	64,67	55	JTR1847,55	93,41	428	130	DID428VX130	289,90
														EK428SROZ130	265,67
														IRIS428HTP130	244,25
														JTC428HDDR130	67,07
400	FZR400 RR EXUP	3TJ1			19	JTF1587,19	64,67	55	JTR1847,55	93,41	428	130	DID428VX130	289,90	
														EK428SROZ130	265,67
														IRIS428HTP130	244,25
														JTC428HDDR130	67,07
400	FZR400 RR EXUP	3TJ2-7			19	JTF1587,19	64,67	52	JTR1847,52	15,72	428	128	DID428VX128	285,44	
														EK428SROZ128	261,58
														IRIS428HTP128	240,49
														JTC428HDDR128	66,04
400	FZR400 RR EXUP	4DX1/2		1990	1995	19	JTF1587,19	64,67	55	JTR1847,55	93,41	428	130	DID428VX130	289,90
														EK428SROZ130	265,67
														IRIS428HTP130	244,25
														JTC428HDDR130	67,07
400	FZR400 RR EXUP KONWERSJA 520	4DX1/2		1990	1995	15	JTF578,15	44,00	43	JTR846,43	90,49	520	104	DID520ZVMX104	416,00
														EK520ZVX104	439,65
														IRIS520FB104	356,29
														JTC520X1R104	209,46
400	FZS400 FAZER		Japonia		14	JTF565SC,14	31,05	47	JTR245/3,47	95,31	520				
									SX6143.245/3,47	230,06					
									SX239.245/3,47	125,38					
									SX231.245/3,47	98,11					
				1977	1979	14	JTF569,14	27,38	46	JTR853,46	94,06	520	106	DID520DZ106	173,84
400	IT400 D,E,F								SX6143.853,46	230,06				EK520MRD6106	204,58
									SX239.853,46	125,38				IRIS520RXP106	192,02
									SX231.853,46	98,11				JTC520HDDR106	100,90
				1976	1977	17	JTF567,17	37,78	38	JTR849,38	104,13	50	96	DID50(530)VX96	311,04
400</															

Poj. [cm3]	Model	Kod	Kraj	Rok od	Rok do	Zębatka przód		Zębatka tył		Łańcuch			
						JT		JT / Supersprox		DID / EK / IRIS / JT			
						Lz	Nr katalogowy	Cena	Lz	Nr katalogowy	Cena	Szer.	Dł.
YAMAHA													
400	WR400 F-K			1998						SX231.853,52	98,11		
400	WR400 F-L,M,N			1999	2001	14	JTF565SC,14	31,05	50	JTR251,50	90,98	520	114
										SX6143.245,50	230,06		
										SX239.245,50	125,38		
400	XJ400	4G0	Japonia			16	JTF571,16	55,20	46	SX231.245,50	98,11		
										JTR856,46	123,45	50	104
										DID50(530)VX104			
400	XJ400			1982		16	JTF571,16	55,20	45	JTR856,45	119,98	50	104
										IRIS530HTP104	282,48		
400	XJ400 Z,ZS	33M,35J	Japonia			16	JTF571,16	55,20	46	JTR862,46	133,95	50	104
										DID50(530)VX104	336,96		
400	XJR400		Japonia	1993		16	JTF575,16	44,00	45	JTR846,45	90,49	520	110
										DID520VX110	283,80		
400	XS400 DOHC												
										EK520MVXZ110	340,22		
										IRIS520HTP110	285,64		
400	XS400 KOŁA ODLEWANE			1978		17	JTF567,17	37,78	38	JTR854,38	106,78	50	98
										DID50(530)VX98	317,52		
400	XS400 KOŁA ODLEWANE			1979	1980	16	JTF567,16	33,18	39	JTR854,39	110,46	50	104
										EK530MVXZ104	386,56		
400	XS400 SE			1980	1982	16	JTF567,16	33,18	36	JTR854,36	98,28	50	104
										IRIS530HTP104	282,48		
400	XT400			1981	1982	16	JTF565,16	26,14	46	JTR853,46	94,06	520	102
										SX6143.853,46	230,06		
										SX239.853,46	125,38		
400	XT400 4 VALVE			1983	1984	15	JTF575,15	41,24	45	SX231.853,46	98,11	520	102
										JTR857,45	84,70	520	102
										SX6143.857,45	230,06		
400	YZ400 D,E,F			1977	1979	14	JTF569,14	27,38	48	SX239.857,45	125,38	520	108
										SX231.857,45	98,11		
										JTR853,48	96,98	520	108
400	YZ400 F-K	5BE		1998		14	JTF565SC,14	31,05	49	SX6143.853,48	230,06		
										SX239.853,48	125,38		
										SX231.853,48	98,11		
400	YZ400 F-L			1999		14	JTF565SC,14	31,05	49	JTR853,49	98,28	520	114
										SX6143.853,49	230,06		
										SX239.853,49	125,38		
426	WR426 F-N,P			2001	2002	14	JTF565SC,14	31,05	50	SX231.853,49	98,11		
										JTR251,50	90,98	520	114
										SX6143.245,50	230,06		
426	YZ426 F-M,N,P			2000	2002	14	JTF565SC,14	31,05	48	SX239.245,50	125,38		
										SX231.245,50	98,11		
										JTR251,48	99,74	520	114
450	WR450 F-A		USA	2011		13	JTF565SC,13	31,05	50	SX6143.245,48	230,06		
										SX239.245,48	125,38		
										SX231.245,48	98,11		
450	WR450 F-R,S,T,V	5TJ6		2003	2006	14	JTF565SC,14	31,05	50	JTR251,50	90,98	520	114
										SX6143.245,50	230,06		
										SX239.245,50	125,38		
450	WR450 F-W,X,Y			2007	2009	13	JTF565SC,13	31,05	50	SX231.245,50	98,11		
										JTR251,50	90,98	520	114
										SX6143.245,50	230,06		
450	WR450 F-Z	5TJU/W		2010		13	JTF565SC,13	31,05	50	SX239.245,50	125,38		
										SX231.245,50	98,11		
										JTR251,50	90,98	520	114
450	WR450 F-Z	5TJV	Europa	2010		14	JTF565SC,14	31,05	47	SX6143.245,50	230,06		
										SX239.245,50	125,38		
										SX231.245,50	98,11		
450	YFZ450 BB-W BILL BALLANCE EDITION			2007		14	JTF565SC,14	31,05	38	JTR245/2,47	88,27	520	114
										SX6143.245/2,47	230,06		
										SX239.245/2,47	125,38		
450	YFZ450 R-A			2011		14	JTF1592,14	63,21	38	SX231.245/2,47	98,11		
										JTR1857,38	74,09	520	98
										SX6143.1857,38	230,06		
450	YFZ450 R-Y,Z			2009	2010	14	JTF1592,14	63,21	38	SX239.1857,38	125,38		
										SX231.1857,38	98,11		
										JTR1857,38	74,09	520	98
450	YFZ450 S,T,V,W,X,Y			2004	2009	14	JTF565SC,14	31,05	38	SX6143.1857,38	230,06		
										SX239.1857,38	125,38		
										SX231.1857,38	98,11		
450	YFZ450 SE-W,X SPECIAL EDITION			2007	2008	14	JTF565SC,14	31,05	38	JTR1857,38	74,09	520	98

Poj. [cm3]	Model	Kod	Kraj	Rok od	Rok do	Zębatka przód			Zębatka tył			Łańcuch			
						Lz	Nr katalogowy	Cena	Lz	Nr katalogowy	Cena	Szer.	Dł.	DID / EK / IRIS / JT	Cena
450	YFZ450 SE-W,X SPECIAL EDITION			2007	2008					SX6143.1857,38	230,06			EKS520SRX98	268,86
										SX239.1857,38	125,38			IRIS520HTP98	254,48
										SX231.1857,38	98,11			JTC520X1R98	197,38
450	YFZ450 X-A			2011	14	JTF1592,14	63,21	38	JTR1857,38	74,09	520	98	DID520ATV98	297,92	
									SX6143.1857,38	230,06			EKS520SRX98	268,86	
									SX239.1857,38	125,38			IRIS520HTP98	254,48	
450	YFZ450 X-Z	18PA/B/C		2010	14	JTF1592,14	63,21	38	SX231.1857,38	98,11			JTC520X1R98	197,38	
									JTR1857,38	74,09	520	98	DID520ATV98	297,92	
									SX6143.1857,38	230,06			EKS520SRX98	268,86	
450	YZ450 F-R,S								SX239.1857,38	125,38			IRIS520HTP98	254,48	
									SX231.1857,38	98,11			JTC520X1R98	197,38	
		5XD2	2003	2004	14	JTF565SC,14	31,05	48	JTR251,48	99,74	520	114	DID520VT2114	353,40	
450	YZ450 F-T,V								SX6143.245,48	230,06			EKS520SRX114	312,75	
									SX239.245,48	125,38			IRIS520HTP114	296,03	
									SX231.245,48	98,11			JTC520X1R114	229,60	
450	YZ450 F-W,X,Y		2005	2006	14	JTF565SC,14	31,05	51	JTR251,51	90,98	520	114	DID520VT2114	353,40	
									SX6143.245,51	230,06			EKS520SRX114	312,75	
									SX239.245,51	125,38			IRIS520HTP114	296,03	
450	YZ450 F-Z,A								SX231.245,51	98,11			JTC520X1R114	229,60	
				2007	2009	13	JTF565SC,13	31,05	49	JTR251,49	100,18	520	114	DID520VT2114	353,40
									SX6143.245,49	230,06			EKS520SRX114	312,75	
450	YZ450 F-Z,A								SX239.245,49	125,38			IRIS520HTP114	296,03	
									SX231.245,49	98,11			JTC520X1R114	229,60	
				2010	2011	13	JTF565SC,13	31,05	48	JTR251,48	99,74	520	114	DID520VT2114	353,40
465	IT465 H,J								SX6143.245,48	230,06			EKS520SRX114	312,75	
									SX239.245,48	125,38			IRIS520HTP114	296,03	
									SX231.245,48	98,11			JTC520X1R114	229,60	
465	YZ465 G		1981	1982	14	JTF569,14	27,38	44	JTR853,44	86,92	520	112	DID520MX112	353,92	
									SX6143.853,44	230,06			EKS520MRD6112	216,16	
									SX239.853,44	125,38			IRIS520RXP112	202,88	
465	YZ465 H								SX231.853,44	98,11			JTC520HDX112	106,61	
				1980		14	JTF569,14	27,38	46	JTR853,46	94,06	520	108	DID520MX108	341,28
									SX6143.853,46	230,06			EKS520MRD6108	208,44	
465	YZ465 H								SX239.853,46	125,38			IRIS520RXP108	195,64	
									SX231.853,46	98,11			JTC520HDX108	102,80	
				1981		14	JTF569,14	27,38	50	JTR853,50	91,08	520	112	DID520MX112	353,92
490	IT490 K,L								SX6143.853,50	230,06			EKS520MRD6112	216,16	
									SX239.853,50	125,38			IRIS520RXP112	202,88	
									SX231.853,50	98,11			JTC520HDX112	106,61	
490	YZ490 J,L,N,S,T,U,W								JTR853,44	86,92	520	112	DID520MX112	353,92	
									SX6143.853,44	230,06			EKS520MRD6112	216,16	
									SX239.853,44	125,38			IRIS520RXP112	202,88	
490	YZ490 K,								SX231.853,44	98,11			JTC520HDX112	106,61	
									JTR853,48	96,98	520	112	DID520MX112	353,92	
				1983		14	JTF569,14	27,38	48	SX6143.853,48	230,06			EKS520MRD6112	216,16
500	FZR500 H,M,N								SX239.853,48	125,38			IRIS520RXP112	202,88	
									SX231.853,48	98,11			JTC520HDX112	106,61	
				1989	1990	15	JTF513,15	34,20	49	JTR865,49	142,55	50	106	DID50(530)VX106	343,44
500	RD500 LC													EKS30MVXZ106	394,00
														IRIS530HTP106	287,92
		47X,1GE		1984	1987	15	JTF579,15	50,28	38	JTR862,38	115,06	50	102	JTC530X1R106	267,60
500	RZV500 R													DID50(530)VX102	330,48
														EK530MVXZ102	379,13
														IRIS530HTP102	277,05
500	SR500													JTC530X1R102	257,50
														DID50(530)VX102	330,48
														EK530MVXZ102	379,13
500	SR500													IRIS530HTP102	277,05
														JTC530X1R102	257,50
				1991	2000	20	JTF1587,20	10,94	55	JTR1839,55	89,57	428	130	DID428VX130	289,90
500	SR500													EK428SROZ130	265,67
														IRIS428HTP130	244,25
														JTC428HDX130	67,07
500	SR500													DID520VX104	268,32
														EKS520MVXZ104	321,66
														IRIS520HTP104	270,06
500	SR500 2J2,48U,4E6,4F9,1RU,48T,3EB1													JTC520X1R104	209,46
														DID50(530)VX104	336,96
														EK530MVXZ104	386,56
500	TT500 D,E,F,G													IRIS530HTP104	282,48
														JTC530X1R104	262,55
														DID520MX100	316,00
500	WR500 ZD													EKS520MRD6100	193,00
														IRIS520RXP100	181,15
														JTC520HDX100	95,19
500	WR500 ZE,ZF													DID520MX118	372,88
														EKS520MRD6118	227,74
														IRIS520RXP118	213,75
500	XS500 A,B KOŁA SZPRYCHOWANE													JTC520HDX118	112,32
														DID520MX118	372,88
														EKS520MRD6118	227,74
500	XS500 C KOŁA ODLEWANE													IRIS520RXP118	213,75
														JTC520HDX118	112,32
														DID50(530)VX106	343,44
500	XS500 D KOŁA ODLEWANE													EK530MVXZ106	394,00
														IRIS530HTP106	287,92
														JTC530X1R106	267,60
500	XT500													DID50(530)VX108	349,92
														EK530MVXZ108	401,43
														IRIS530HTP108	293,35
500	XT500													JTC530X1R108	272,65
														DID50(530)VX106	343,44

Poj. [cm3]	Model	Kod	Kraj	Rok od	Rok do	Zębatka przód			Zębatka tył			Łańcuch				
						JT		Cena	JT / Supersprox		Cena	Szer.	Dł.	DID / EK / IRIS / JT		Cena
						Lz	Nr katalogowy		Lz	Nr katalogowy				Nr katalogowy		
YAMAHA																
500	XT500		Niemcy	1986						SX6143.853,42	230,06			EK520MVXZ100	309,29	
										SX239.853,42	125,38			IRIS520HTP100	259,67	
										SX231.853,42	98,11			JTC520X1R100	201,41	
500	XT500 D,E,F,G,H			1977	1985	16	JTF565,16	26,14	43	JTR853,43	86,21	520	100	DID520VX100	258,00	
										SX6143.853,43	230,06			EK520MVXZ100	309,29	
										SX239.853,43	125,38			IRIS520HTP100	259,67	
										SX231.853,43	98,11			JTC520X1R100	201,41	
550	XJ550			1981	1985	16	JTF571,16	55,20	45	JTR856,45	119,98	50	104	DID50(530)VX104	336,96	
														EK530MVXZ104	386,56	
														IRIS530HTP104	282,48	
														JTC530X1R104	262,55	
														DID520VX98	252,84	
550	XT550			1982	1983	15	JTF575,15	41,24	39	JTR857,39	68,57	520	98	EK520MVXZ98	303,10	
										SX6143.857,39	230,06			IRIS520HTP98	254,48	
										SX239.857,39	125,38			JTC520X1R98	197,38	
										SX231.857,39	98,11			DID50(530)VX118	382,32	
600	FZ6	1B3		2004	2009	16	JTF580,16	56,28	46	JTR479,46	137,84	50	118	EK530MVXZ118	438,60	
										SX6143.479,46	250,97			IRIS530HTP118	320,51	
										SX239.479,46	133,37			JTC530X1R118	297,89	
										SX231.479,46	130,31			DID50(530)VX118	382,32	
600	FZ6 FAZER	5VX,4P5		2004	2008	16	JTF580,16	56,28	46	JTR479,46	137,84	50	118	EK530MVXZ118	438,60	
										SX6143.479,46	250,97			IRIS530HTP118	320,51	
										SX239.479,46	133,37			JTC530X1R118	297,89	
										SX231.479,46	130,31			DID50(530)VX118	382,32	
600	FZ6 FAZER S2 ABS	4S8,5S2		2007	2009	16	JTF580,16	56,28	46	JTR479,46	137,84	50	118	EK530MVXZ118	438,60	
										SX6143.479,46	250,97			IRIS530HTP118	320,51	
										SX239.479,46	133,37			JTC530X1R118	297,89	
										SX231.479,46	130,31			DID520ZVMX118	472,00	
600	FZ6 RYCB,RYCL (FZ6R) (CALIFORNIA)		USA	2009		16	JTF1595,16	tel.	46	JTR245/3,46	95,20	520	118	EK520ZVX118	498,83	
										SX6143.245/3,46	230,06			IRIS520FB118	404,25	
										SX239.245/3,46	125,38			JTC520X1R118	237,66	
										SX231.245/3,46	98,11			DID520ZVMX118	472,00	
600	FZ6 RYL (FZ6R)		USA	2009		16	JTF1595,16	tel.	46	JTR245/3,46	95,20	520	118	EK520ZVX118	498,83	
										SX6143.245/3,46	230,06			IRIS520FB118	404,25	
										SX239.245/3,46	125,38			JTC520X1R118	237,66	
										SX231.245/3,46	98,11			DID50(530)VX118	382,32	
600	FZ6 S2	5S5		2007	2009	16	JTF580,16	56,28	46	JTR479,46	137,84	50	118	EK530MVXZ118	438,60	
										SX6143.479,46	250,97			IRIS530HTP118	320,51	
										SX239.479,46	133,37			JTC530X1R118	297,89	
										SX231.479,46	130,31			DID50(530)VX118	382,32	
600	FZ6 YCB, YCL,YL (FZS6)		USA	2009		16	JTF580,16	56,28	46	JTR479,46	137,84	50	118	EK530MVXZ118	438,60	
										SX6143.479,46	250,97			IRIS530HTP118	320,51	
										SX239.479,46	133,37			JTC530X1R118	297,89	
										SX231.479,46	130,31			DID50(530)VX104	336,96	
600	FZ600		Francja	1986	1988	16	JTF571,16	55,20	44	JTR862,44	115,71	50	104	EK530MVXZ104	386,56	
														IRIS530HTP104	282,48	
														JTC530X1R104	262,55	
600	FZ600			1987	1989	16	JTF571,16	55,20	45	JTR862,45	127,56	50	104	DID50(530)VX104	336,96	
														EK530MVXZ104	386,56	
														IRIS530HTP104	282,48	
														JTC530X1R104	262,55	
600	FZ6R		USA	2010		16	JTF1595,16	tel.	46	JTR245/3,46	95,20	520				
										SX6143.245/3,46	230,06					
										SX239.245/3,46	125,38					
										SX231.245/3,46	98,11					
600	FZ6R RYCW,RYCY (CALIFORNIA)		USA	2009		16	JTF1595,16	tel.	46	JTR245/3,46	95,20	520	118	DID520ZVMX118	472,00	
										SX6143.245/3,46	230,06			EK520ZVX118	498,83	
										SX239.245/3,46	125,38			IRIS520FB118	404,25	
										SX231.245/3,46	98,11			JTC520X1R118	237,66	
600	FZ6R RYW,RYY		USA	2009		16	JTF1595,16	tel.	46	JTR245/3,46	95,20	520	118	DID520ZVMX118	472,00	
										SX6143.245/3,46	230,06			EK520ZVX118	498,83	
										SX239.245/3,46	125,38			IRIS520FB118	404,25	
										SX231.245/3,46	98,11			JTC520X1R118	237,66	
600	FZR600 D,E	3HE		1992	1993	15	JTF513,15	34,20	45	JTR865,45	122,53	50	106	DID50(530)VX106	343,44	
														EK530MVXZ106	394,00	
														IRIS530HTP106	287,92	
														JTC530X1R106	267,60	
600	FZR600 RF (YZF600)	4JH		1994	1995	15	JTF513,15	34,20	47	JTR859,47	133,03	50	108	DID50(530)VX108	349,92	
										SX6143.859,47	250,97			EK530MVXZ108	401,43	
										SX239.859,47	133,37			IRIS530HTP108	293,35	
										SX231.859,47	130,31			JTC530X1R108	272,65	
600	FZR600 W,A,B	3RG,3RH		1989	1991	15	JTF513,15	34,20	46	JTR865,46	125,23	50	106	DID50(530)VX106	343,44	
														EK530MVXZ106	394,00	
														IRIS530HTP106	287,92	
														JTC530X1R106	267,60	
600	FZS600 FAZER	5DM,5RT		1998	2003	15	JTF513,15	34,20	48	JTR859,48	142,34	50	110	DID50(530)VX110	356,40	
										SX6143.859,48	250,97			EK530MVXZ110	408,87	
										SX239.859,48	133,37			IRIS530HTP110	298,78	
										SX231.859,48	130,31			JTC530X1R110	277,69	
600	FZS600 SP FAZER	5DM		2000	2001	15	JTF513,15	34,20	48	JTR859,48	142,34	50	110	DID50(530)VX110	356,40	
										SX6143.859,48	250,97			EK530MVXZ110	408,87	
										SX239.859,48	133,37			IRIS530HTP110	298,78	
										SX231.859,48	130,31			JTC530X1R110	277,69	
600	SRX600	1XL,1XM		1986	1994	15	JTF575,15	41,24	37	JTR846,37	74,85	520	104	DID520ZVMX104	416,00	
														EK520ZVX104	439,65	
														IRIS520FB104	356,29	
														JTC520X1R104	209,46	
600	SRX600	35X	Japonia	1990					47	JTR1847,47	82,10	428	138	DID428VX138	307,74	
														EK428SROZ138	282,02	
														IRIS428HTP138	259,28	
														JTC428HDR138	71,20	
600	TT600 E		Francja	1996	1997	14	JTF575,14	41,24	47	JTR1857,47	99,20	520	110	DID520VT2110	341,00	
										SX6143.1857,47	230,06			EK520SRX110	301,78	
										SX239.1857,47	125,38			IRIS520HTP110	285,64	
										SX231.1857,47	98,11			JTC520X1R110	221,55	
600	TT600 E			1996	2000	15	JTF575,15	41,24	47	JTR853,47	96,77	520	110	DID520VT2110	341,00	
										SX6143.853,47	230,06			EK520SRX110	301,78	
										SX239.853,47	125,38			IRIS520HTP110	285,64	
										SX231.853,47	98,11			JTC520X1R110	221,55	
600	TT600 L,N,S,T,A,B,D			1983	1992	14	JTF575,14	41,24	50	JTR853,50	91,08	520	116	DID520VT2116	359,60	
										SX6143.853,50	230,06			EK520SRX116	318,24	
										SX239.853,50	125,38			IRIS520HTP116	301,22	

NAPÉD

Poj. [cm3]	Model	Kod	Kraj	Rok od	Rok do	Zębatka przód			Zębatka tył			Łańcuch				
						JT		Cena	JT / Supersprox		Cena	Szer.	Dł.	DID / EK / IRIS / JT		Cena
Lz	Nr katalogowy	Lz	Nr katalogowy	Szer.	Dł.	Nr katalogowy	Cena									
YAMAHA																
600	XT600 Z TENERE			1989	1994					SX231.857,45	98,11			JTC520X1R106	213,49	
600	YX600 C-S,T		USA	1986	1987	16	JTF571,16	55,20	44	JTR862,44	115,71	50	104	DID50(530)VX104	336,96	
														EK530MVXZ104	386,56	
														IRIS530HTP104	282,48	
600	YX600 C-U,W,A RADIAN		USA	1988	1990	16	JTF571,16	55,20	45	JTR862,45	127,56	50	104	JTC530X1R104	262,55	
														DID50(530)VX104	336,96	
														EK530MVXZ104	386,56	
600	YZF600R THUNDER CAT													IRIS530HTP104	282,48	
		4TV/4WE		1996	2003	15	JTF513,15	34,20	47	JTR859,47	133,03	50	108	JTC530X1R104	262,55	
										SX6143.859,47	250,97			DID50(530)VX108	349,92	
600	YZF600R-T,V,W									SX239.859,47	133,37			EK530MVXZ108	401,43	
										SX231.859,47	130,31			IRIS530HTP108	293,35	
				2005	2007	15	JTF513,15	34,20	47	JTR859,47	133,03	50	108	JTC530X1R108	272,65	
600	YZF-R6									SX6143.859,47	250,97			DID50(530)VX108	349,92	
										SX239.859,47	133,37			EK530MVXZ108	401,43	
										SX231.859,47	130,31			IRIS530HTP108	293,35	
600	YZF-R6	13SL/N		2006	2011	16	JTF1586,16	62,13	45	JTR1876,45	124,42	525	114	JTC530X1R108	272,65	
										SX6143.480,45	250,97			DID525ZVMX114	507,30	
										SX239.480,45	133,37			EK525ZVX2114	585,45	
600	YZF-R6									SX231.480,45	119,36			IRIS525FB114	399,98	
				1999	2002	16	JTF580,16	56,28	48	JTR1871,48	146,34	50	116	JTC525X1R114	264,20	
														DID50(530)ZVMX116	600,88	
600	YZF-R6													EK530ZVX2116	609,90	
														IRIS530FB116	416,00	
														JTC530X1R116	292,84	
600	YZF-R6			2003	2005	16	JTF580,16	56,28	48	JTR479,48	143,63	50	116	DID50(530)ZVMX116	600,88	
										SX6143.479,48	250,97			EK530ZVX2116	609,90	
										SX239.479,48	133,37			IRIS530FB116	416,00	
600	YZF-R6									SX231.479,48	130,31			JTC530X1R116	292,84	
				2006	2011	16	JTF580,16	56,28	45	JTR479,45	130,27	50	114	DID50(530)ZVMX114	590,52	
										SX6143.479,45	250,97			EK530ZVX2114	599,38	
600	YZF-R6 S									SX239.479,45	133,37			IRIS530FB114	408,82	
										SX231.479,45	130,31			JTC530X1R114	287,79	
				2006	2010	16	JTF580,16	56,28	48	JTR479,48	143,63	50	116	DID50(530)ZVMX116	600,88	
650	MT-03									SX6143.479,48	250,97			EK530ZVX2116	609,90	
		5YK		2006	2010	15	JTF308,15	52,71	47	JTR855,47	96,28	520	112	IRIS530FB116	416,00	
										SX6143.855,47	230,06			JTC530X1R116	292,84	
650	XS650 ALL									SX239.855,47	125,38			DID520ZVMX112	448,00	
										SX231.855,47	98,11			EK520ZVX112	473,47	
				1975	1981	17	JTF568,17	40,21	33	JTR850,33	91,63	50	104	IRIS520FB112	383,70	
660	SZR660													JTC520X1R112	225,58	
														DID50(530)VX104	336,96	
														EK530MVXZ104	386,56	
660	XT660 R													IRIS530HTP104	282,48	
														JTC530X1R104	262,55	
				1996	1998	15	JTF577,15	57,85	39	JTR846,39	78,31	520	110	DID520ZVMX110	440,00	
660	XT660 X SUPER MOTARD													EK520ZVX110	465,01	
														IRIS520FB110	376,84	
														JTC520X1R110	221,55	
660	XT660 Z TENERE	5VK		2004	2010	15	JTF308,15	52,71	45	JTR855,45	87,13	520	110	DID520ZVMX110	440,00	
										SX6143.855,45	230,06			EK520ZVX110	465,01	
										SX239.855,45	125,38			IRIS520FB110	376,84	
660	XTZ660 TENERE									SX231.855,45	98,11			JTC520X1R110	221,55	
		1D2,10S		2004	2010	15	JTF308,15	52,71	45	JTR855,45	87,13	520	110	DID520ZVMX110	440,00	
										SX6143.855,45	230,06			EK520ZVX110	465,01	
660	XTZ660 TENERE									SX239.855,45	125,38			IRIS520FB110	376,84	
										SX231.855,45	98,11			JTC520X1R110	221,55	
		3YF		1991	1995	15	JTF577,15	57,85	45	JTR857,45	84,70	520	110	DID520ZVMX110	440,00	
660	XTZ660 TENERE									SX6143.857,45	230,06			EK520ZVX110	465,01	
										SX239.857,45	125,38			IRIS520FB110	376,84	
										SX231.857,45	98,11			JTC520X1R110	221,55	
660	XTZ660 Z TENERE			1996	1998	15	JTF577,15	57,85	46	JTR857,46	86,48	520	110	DID520ZVMX110	440,00	
										SX6143.857,46	230,06			EK520ZVX110	465,01	
										SX239.857,46	125,38			IRIS520FB110	376,84	
660	XTZ660 Z TENERE									SX231.857,46	98,11			JTC520X1R110	221,55	
		11D		2008	2010	15	JTF308,15	52,71	45	JTR855,45	87,13	520	110	DID520ZVMX110	440,00	
										SX6143.855,45	230,06			EK520ZVX110	465,01	
660	YFM660 RLE-S RAPTOR - LTD EDITON BLACK									SX239.855,45	125,38			IRIS520FB110	376,84	
										SX231.855,45	98,11			JTC520X1R110	221,55	
				2004		13	JTF565SC,13	31,05	40	JTR853,40	73,55	520	92	DID520ATV92	279,68	
660	YFM660 R-N,P,R,S,T RAPTOR									SX6143.853,40	230,06			EK520SRX92	252,40	
										SX239.853,40	125,38			IRIS520HTP92	238,90	
										SX231.853,40	98,11			JTC520X1R92	183,28	
700	YFM700 R RAPTOR			2001	2005	13	JTF565SC,13	31,05	40	JTR853,40	73,55	520	92	DID520ATV92	279,68	
										SX6143.853,40	230,06			EK520SRX92	252,40	
										SX239.853,40	125,38			IRIS520HTP92	238,90	
700	YFM700 R RAPTOR SE									SX231.853,40	98,11			JTC520X1R92	183,28	
		1AS		2011		14	JTF1592,14	63,21	38	JTR1857,38	74,09	520	98	DID520ATV98	297,92	
										SX6143.1857,38	230,06			EK520SRX98	268,86	
700	YFM700 R RAPTOR SE									SX239.1857,38	125,38			IRIS520HTP98	254,48	
										SX231.1857,38	98,11			JTC520X1R98	197,38	
				2011		14	JTF1592,14	63,21	38	JTR1857,38	74,09	520	98	DID520ATV98	297,92	
700	YFM700 RSE-W RAPTOR SPECIAL EDITION									SX6143.1857,38	230,06			EK520SRX98	268,86	
										SX239.1857,38	125,38			IRIS520HTP98	254,48	
										SX231.1857,38	98,11			JTC520X1R98	197,38	
700	YFM700 R-V,W,X,Y,Z RAPTOR			2007		14	JTF1592,14	63,21	38	JTR1857,38	74,09	520	98	DID520ATV98	297,92	
										SX6143.1857,38	230,06			EK520SRX98	268,86	
										SX239.1857,38	125,38			IRIS520HTP98	254,48	
700	YFM700 R-Y,Z RAPTOR SE									SX231.1857,38	98,11			JTC520X1R98	197,38	
				2009	2010	14	JTF1592,14	63,21	38	JTR1857,38	74,09	520	98	DID520ATV98	297,92	
										SX6143.1857,38	230,06			EK520SRX98	268,86	
700	YFM700 RYR-W RAPTOR GYTR EDITION									SX239.1857,38	125,38			IRIS520HTP98	254,48	
										SX231.1857,38	98,11			JTC520X1R98	197,38	
				2007		14	JTF1592,14	63,21	38	JTR1857,38	74,09	520	98	DID520ATV98	297,92	
750	FZ750									SX6143.1857,38	230,06			EK520SRX98	268,86	
										SX239.1						

Poj. [cm3]	Model	Kod	Kraj	Rok od	Rok do	Zębatka przód			Zębatka tył			Łańcuch			
						JT		Cena	JT / Supersprox		Cena	Szer.	Dł.	DID / EK / IRIS / JT	
Lz	Nr katalogowy	Lz	Nr katalogowy	Nr katalogowy											
750	FZ750		Niemcy	1991	1993									EK530MVXZ110	408,87
														IRIS530HTP110	298,78
														JTC530X1R110	277,69
750	FZ750 GENESIS			1987	1991	16	JTF580,16	56,28	43	JTR865,43	114,84	50	110	DID50(530)VX110	356,40
														EK530MVXZ110	408,87
														IRIS530HTP110	298,78
750	FZ750 N,S			1985	1986	16	JTF580,16	56,28	44	JTR865,44	123,45	50	110	JTC530X1R110	277,69
														DID50(530)VX110	356,40
														EK530MVXZ110	408,87
750	FZ8 N	39P		2010		16	JTF1591,16	64,57				525	122	IRIS530HTP110	298,78
														JTC530X1R110	277,69
														DID525ZVMX122	542,90
750	FZ8 S FAZER 8			2010		16	JTF1591,16	64,57				525	122	EK525ZVX2122	626,54
														IRIS525FB122	428,05
														JTC525X1R122	282,74
750	FZ8 SA FAZER 8 (ABS)	42P		2010		16	JTF1591,16	64,57				525	122	DID525ZVMX122	542,90
														EK525ZVX2122	626,54
														IRIS525FB122	428,05
750	FZR750 (OW01)			1990	1992	17	JTF580,17	58,29	46	JTR859,46	130,92	50	108	JTC525X1R122	282,74
														DID50(530)ZVMX108	559,44
														EK530ZVX2108	567,83
750	FZR750 RT GENESIS			1988	1989	17	JTF580,17	58,29	42	JTR859,42	121,23	50	108	IRIS530FB108	387,31
														JTC530X1R108	272,65
														EK530MVXZ108	401,43
750	FZR750R	3FV	Japonia	1989		17	JTF580,17	58,29	43	JTR859,43	121,23	50		IRIS530HTP108	293,35
														JTC530X1R108	272,65
750	FZX750	3XF	Japonia	1990	1997	17	JTF580,17	58,29	43	JTR865,43	114,84	50	108	DID50(530)ZVMX108	559,44
														EK530ZVX2108	567,83
														IRIS530FB108	387,31
750	FZX750			1986	1997	17	JTF580,17	58,29	39	JTR865,39	105,59	50	106	JTC530X1R108	272,65
														DID50(530)ZVMX106	549,08
														EK530ZVX2106	557,32
750	XTZ750 SUPER TENERE	3LD		1990	1998	16	JTF578,16	44,49	46	JTR855,46	90,92	520	112	IRIS530FB106	380,13
														JTC530X1R106	267,60
														DID520ZVMX112	448,00
750	YZF750 R			1993	1997	16	JTF580,16	56,28	43	JTR859,43	121,23	50	106	EK520ZVX112	473,47
														IRIS520FB112	383,70
														JTC520X1R112	225,58
750	YZF750 SP			1993	1997	16	JTF580,16	56,28	39	JTR859,39	107,92	50	104	DID50(530)ZVMX106	549,08
														EK530ZVX2106	557,32
														IRIS530FB106	380,13
750	YZF-R7	OWO2		1999	2001	17	JTF580,17	58,29	43	JTR479,43	117,17	50	118	JTC530X1R106	267,60
														DID50(530)ZVMX104	538,72
														EK530ZVX2104	546,80
850	TDM850	3VD		1991	1995	16	JTF520,16	43,46	44	JTR867,44	107,00	525	114	IRIS530FB104	372,96
														JTC530X1R104	262,55
														DID50(530)ZVMX118	611,24
850	TDM850	4TX		1999	2001	16	JTF520,16	43,46	43	JTR867,43	106,78	525	114	EK530ZVX2118	620,41
														IRIS530FB118	423,17
														JTC530X1R118	297,89
850	TDM850			1996	1998	17	JTF1586,17	62,13	42	JTR867,42	106,78	525	114	DID525ZVMX114	507,30
														EK525ZVX2114	585,45
														IRIS525FB114	399,98
850	TRX850			1996	2000	17	JTF1586,17	62,13	39	JTR300,39	94,49	525	110	JTC525X1R114	264,20
														DID525ZVMX110	489,50
														EK525ZVX2110	564,91
900	TDM900	5PS		2002	2010	16	JTF1591,16	64,57	42	JTR300,42	101,53	525	118	IRIS525FB110	385,94
														JTC525X1R110	254,93
														DID525ZVMX118	525,10
900	TDM900 ABS	1B0		2005	2009	16	JTF1591,16	64,57	42	JTR300,42	101,53	525	118	EK525ZVX2118	606,00
														IRIS525FB118	414,01
														JTC525X1R118	273,47
1000	FZ1		USA	2001	2005	16	JTF579,16	51,52	44	JTR479,44	122,53	50	116	DID50(530)ZVMX116	600,88
														EK530ZVX2116	609,90
														IRIS530FB116	416,00
1000	FZ1 N,NA	2D1,22C		2006	2010	17	JTF579,17	55,31	45	JTR479,45	130,27	50	122	JTC530X1R116	292,84
														DID50(530)ZVMX122	631,96
														EK530ZVX2122	641,44
1000	FZ1 S,SA,SZ FAZER ABS			2006	2010	17	JTF579,17	55,31	45	JTR479,45	130,27	50	122	IRIS530FB122	437,51
														JTC530X1R122	307,99
														DID50(530)ZVMX122	631,96
1000	FZ1 YCG (CALIFORNIA)		USA	2009		16	JTF1595,16	tel.	46	JTR245/3,46	95,20	520		EK530ZVX2122	641,44
														IRIS530FB122	437,51
														JTC530X1R122	307,99
1000	FZ1 YG,YL,YCL		USA	2009		17	JTF579,17	55,31	45	JTR479,45	130,27	50	122	DID50(530)ZVMX122	631,96
														EK530ZVX2122	641,44
														IRIS530FB122	437,51

NAPĘD

Poj. [cm3]	Model	Kod	Kraj	Rok od	Rok do	Zębatka przód			Zębatka tył			Łańcuch			
						JT		Cena	JT / Supersprox		Cena	Szer.	Dł.	DID / EK / IRIS / JT	
Lz	Nr katalogowy	Lz	Nr katalogowy	Nr katalogowy	Cena	Nr katalogowy	Cena		Nr katalogowy	Cena					
YAMAHA															
1000	FZR1000 GENESIS			1987	1988	16	JTF580,16	56,28	46	JTR859,46	130,92	50	110	DID50(530)ZVMX110	569,80
										SX6143.859,46	250,97			EK530ZVX2110	578,35
										SX239.859,46	133,37			IRIS530FB110	394,48
1000	FZR1000 R (EXUP)			1989	1995	17	JTF580,17	58,29	47	JTR859,47	133,03	50	110	DID50(530)ZVMX110	569,80
										SX6143.859,47	250,97			EK530ZVX2110	578,35
										SX239.859,47	133,37			IRIS530FB110	394,48
1000	FZS1000 FAZER	1C2,5LV		2001	2005	16	JTF579,16	51,52	44	JTR479,44	122,53	50	116	DID50(530)ZVMX116	600,88
										SX6143.479,44	250,97			EK530ZVX2116	609,90
										SX239.479,44	133,37			IRIS530FB116	416,00
1000	GTS1000			1993	2000	17	JTF580,17	58,29	47	JTR859,47	133,03	50	118	DID50(530)ZVMX118	611,24
										SX6143.859,47	250,97			EK530ZVX2118	620,41
										SX239.859,47	133,37			IRIS530FB118	423,17
1000	TR1 (TR1000)			1981	1985	16	JTF574,16	53,52	35	JTR858,35	121,34	630	90	DID630V90	400,50
1000	XV1000			1981	1982	16	JTF574,16	53,52	35	JTR858,35	121,34	630	90	DID630V90	400,50
1000	YZF 1000 R THUNDER ACE	4SV,4VF		1996	2002	17	JTF580,17	58,29	46	JTR859,46	130,92	50	110	DID50(530)ZVMX110	569,80
										SX6143.859,46	250,97			EK530ZVX2110	578,35
										SX239.859,46	133,37			IRIS530FB110	394,48
1000	YZF 1000 R THUNDER ACE	4VD		1998	2000	17	JTF580,17	58,29	47	JTR859,47	133,03	50	110	DID50(530)ZVMX110	569,80
										SX6143.859,47	250,97			EK530ZVX2110	578,35
										SX239.859,47	133,37			IRIS530FB110	394,48
1000	YZF R1	14BD		2009	2010	17	JTF579,17	55,31	47	JTR1479,47	143,65	50	120	DID50(530)ZVMX120	621,60
														EK530ZZZ120	768,54
														IRIS530FB120	430,34
1000	YZF R1	4XV,5PW		1998	2003	16	JTF579,16	51,52	43	JTR479,43	117,17	50	114	DID50(530)ZVMX114	590,52
										SX6143.479,43	250,97			EK530ZZZ114	730,12
										SX239.479,43	133,37			IRIS530FB114	408,82
1000	YZF R1	5VY		2004	2005	17	JTF579,17	55,31	45	JTR479,45	130,27	50	116	DID50(530)ZVMX116	600,88
										SX6143.479,45	250,97			EK530ZZZ116	742,93
										SX239.479,45	133,37			IRIS530FB116	416,00
1000	YZF R1			2006	2008	17	JTF579,17	55,31	45	JTR479,45	130,27	50	118	DID50(530)ZVMX118	611,24
										SX6143.479,45	250,97			EK530ZZZ118	755,73
										SX239.479,45	133,37			IRIS530FB118	423,17
1000	YZF R1			2011		17	JTF579,17	55,31	47	JTR1479,47	143,65	50	120	DID50(530)ZVMX120	621,60
														EK530ZZZ120	768,54
														IRIS530FB120	430,34
1000	YZF R1 SP			2006		17	JTF579,17	55,31	45	JTR479,45	130,27	50	118	DID50(530)ZVMX118	611,24
										SX6143.479,45	250,97			EK530ZZZ118	755,73
										SX239.479,45	133,37			IRIS530FB118	423,17
1100	FJ1100 L,N			1984	1985	17	JTF579,17	55,31	41	JTR859,41	110,57	50	110	DID50(530)ZVMX110	569,80
										SX6143.859,41	250,97			EK530ZVX2110	578,35
										SX239.859,41	133,37			IRIS530FB110	394,48
1200	FJ1200	3XW,YA		1991	1994	17	JTF579,17	55,31	39	JTR859,39	107,92	50	110	DID50(530)ZVMX110	569,80
										SX6143.859,39	250,97			EK530ZVX2110	578,35
										SX239.859,39	133,37			IRIS530FB110	394,48
1200	FJ1200			1986	1990	17	JTF579,17	55,31	40	JTR859,40	99,96	50	110	DID50(530)ZVMX110	569,80
										SX6143.859,40	250,97			EK530ZVX2110	578,35
										SX239.859,40	133,37			IRIS530FB110	394,48
1200	FJ1200/FJ1200 A			1995	1996	17	JTF579,17	55,31	39	JTR859,39	107,92	50	110	DID50(530)ZVMX110	569,80
										SX6143.859,39	250,97			EK530ZVX2110	578,35
										SX239.859,39	133,37			IRIS530FB110	394,48
1200	XJR1200	4PU/4RB		1995	1998	17	JTF579,17	55,31	38	JTR859,38	107,92	50	110	DID50(530)ZVMX110	569,80
										SX6143.859,38	250,97			EK530ZVX2110	578,35
										SX239.859,38	133,37			IRIS530FB110	394,48
1300	MT-01	5YU		2005	2010	17	JTF579,17	55,31	39	JTR479,39	108,02	50	114	DID50(530)ZVMX114	590,52
										SX6143.479,39	250,97			EK530ZVX2114	599,38
										SX239.479,39	133,37			IRIS530FB114	408,82
1300	XJR1300	5EA		1999	2001	17	JTF579,17	55,31	38	JTR859,38	107,92	50	110	DID50(530)ZVMX110	569,80
										SX6143.859,38	250,97			EK530ZVX2110	578,35
										SX239.859,38	133,37			IRIS530FB110	394,48
1300	XJR1300	5WM		2002	2003	17	JTF579,17	55,31	39	JTR859,39	107,92	50	112	DID50(530)ZVMX112	580,16
										SX6143.859,39	250,97			EK530ZVX2112	588,86
										SX239.859,39	133,37			IRIS530FB112	401,65
1300	XJR1300	5WM		2004	2006	17	JTF579,17	55,31	39	JTR479,39	108,02	50	112	DID50(530)ZVMX112	580,16
										SX6143.479,39	250,97			EK530ZVX2112	588,86
										SX239.479,39	133,37			IRIS530FB112	401,65
1300	XJR1300			2007	2010	17	JTF579,17	55,31	38	JTR479,38	108,02	50	110	DID50(530)ZVMX110	569,80
										SX6143.479,38	250,97			EK530ZVX2110	578,35
										SX239.479,38	133,37			IRIS530FB110	394,48
1300	XJR1300 SP	5EA		1999	2001	17	JTF579,17	55,31	38	JTR859,38	107,92	50	110	DID50(530)ZVMX110	569,80
										SX6143.859,38	250,97			EK530ZVX2110	578,35
										SX239.859,38	133,37			IRIS530FB110	394,48

Zębatki przednie z niestandardową liczbą zębów

Poniższe tabele pozwalają na dobór zębatek przednich z niestandardową liczbą zębów. W kolumnie pierwszej znajduje się początek numeru katalogowego, a w kolumnie drugiej kontynuacja numeru, uzupełniona o liczbę zębów.

Nr katalogowy	Liczba zębów	Cena	Nr katalogowy	Liczba zębów	Cena	Nr katalogowy	Liczba zębów	Cena	Nr katalogowy	Liczba zębów	Cena	Nr katalogowy	Liczba zębów	Cena	Nr katalogowy	Liczba zębów	Cena			
JTF139,	10	26,92	JTF314,	15	82,66	JTF428,	12	13,74	JTF523,	15	82,44	JTF578,	18	50,27	JTF1257,	15	20,78			
	11	26,92		16	82,66		13	13,74	JTF524,	15	79,09	14	48,70	11		14,07				
JTF247,	13	12,96	JTF326,	12	43,23		14	14,30	JTF525,	17	84,23	15	50,27	12		14,07				
	13	12,96		13	43,23		15	14,30	JTF526,	15	86,01	16	51,50	13		14,07				
JTF249,	14	12,96	JTF327,	14	46,47	16	17,20	JTF527,	16	88,81	JTF579,	17	55,29	JTF1263,	14	14,07				
	15	13,74		12	40,21	12	13,63		17	88,81		18	51,50		15	14,86				
JTF251,	16	14,30	JTF328,	13	40,21	JTF429,	13	13,63	JTF528,	17	88,02	JTF580,	15	57,86	JTF1264,	16	15,64			
	14	15,08		14	40,21		14	14,07	10	12,29	16		56,30	17		15,64				
	15	15,08	15	40,21	15		14,07	13	12,29	17	58,31		15	15,75						
	16	17,54	12	29,49	16		15,08	14	13,40	JTF582,	16		61,55	16		15,86				
JTF252,	12	12,96	JTF329,	13	29,49	JTF430,	12	28,15	15	13,40	JTF583,	13	64,23	JTF1265,	17	15,86				
	13	13,40		14	29,49		13	28,15	14	64,57	12	27,26								
	14	13,40	12	37,42	14		28,15	13	12,96	15	61,88	13	27,26							
	15	13,40	13	37,42	15		28,15	14	13,74	JTF584,	16	61,88	14		28,82					
JTF253,	16	14,30	JTF330,	14	38,09	JTF431,	11	47,81	15	13,74	JTF585,	17	63,23	JTF1269,	15	33,85				
	17	17,54		15	43,12		16	14,30	17	63,23		16	33,85							
	12	12,96	JTF331,	15	63,90		13	47,81	JTF547,	13		13,74	9		22,79	15	84,23			
	13	13,40	15	69,82	14		47,81	JTF548,	13	16,53		10	22,79		16	84,23				
JTF259,	14	13,40	JTF333,	14	63,90	JTF432,	15	47,81	14	16,53	JTF550,	11	24,13	JTF1295,	17	84,23				
	15	13,40		15	63,90		14	14,75	15	78,98		13	62,78							
	16	14,30	JTF335,	15	63,90		15	14,75	16	78,98		14	62,78							
	17	17,54	16	63,90	16		15,53	17	78,98	15		62,78								
JTF264,	12	13,18	JTF337,	15	75,40	JTF433,	13	49,60	13	17,20	JTF555,	15	83,78	JTF1298,	17	79,09				
	13	13,85		12	60,32		14	17,20	14	83,78		14	71,27							
	14	13,85	13	60,32	14		45,24	15	17,20	15		70,49								
	15	14,30	14	60,32	14		49,60	13	17,20	15		71,94								
JTF266,	16	15,08	JTF338,	15	60,32	JTF434,	15	54,74	14	17,20	JTF558,	15	34,52	JTF1307,	13	54,85				
	17	15,86		16	59,43		15	17,20	15	54,07		14	58,98							
	14	13,85	17	60,77	14		27,70	16	17,20	15		58,98								
	15	15,75	15	63,90	15		31,05	17	17,20	14		54,07								
JTF270,	16	15,86	JTF339,	16	63,90	JTF435,	13	37,42	18	20,11	JTF561,	12	59,76	JTF1310,	15	29,27				
	17	17,54		17	64,34		14	37,42	20	23,68		13	70,15		15	29,27				
	13	36,53	JTF340,	18	67,81		15	37,42	14	14,30		JTF718,	12		42,22	JTF1321,	12	42,22		
	14	36,53	11	31,39	16		41,00	15	14,30	13		61,55	13		42,22	13	42,22			
JTF268,	12	53,95	JTF394,	13	31,39	JTF436,	14	38,09	16	15,86	JTF562,	14	78,98	JTF1322,	14	42,22				
	13	53,95		13	31,39		15	39,77	9	93,39		15	42,22							
14	53,95	14		31,39	13		27,70	10	12,40	14		93,39	12		42,22					
13	48,03	15		32,73	14		27,70	11	12,40	15		93,50	13		42,22					
JTF270,	14	48,15	JTF402,	16	33,96	JTF437,	15	30,16	12	12,40	JTF563,	15	48,26	JTF1323,	15	48,26				
	15	50,27		17	36,42		13	12,96	13	67,58		13	46,92							
13	15,08	13		45,24	14		48,15	14	12,96	16		67,58	14		46,92					
14	15,08	14		45,24	15		46,47	15	14,30	13		76,63	14		46,92					
JTF273,	15	15,08	JTF409,	15	52,73	JTF438,	16	46,47	16	14,30	JTF564,	15	76,63	JTF1323SC,	14	46,92				
	16	15,30		16	52,73		14	54,07	17	17,54		15	102,43		11	33,06				
JTF274,	13	14,30	JTF410,	16	59,32		JTF439,	15	54,07	JTF737,		12	31,61		JTF739,	15	80,76	JTF1324,	12	33,06
	14	14,30	13	46,13	14		42,78	13	32,73	JTF739,		13	32,73		14	97,97	13		33,06	
	15	15,08	JTF411,	14	46,13	JTF440,	15	44,01	14	32,73	JTF740,	15	97,97	14	37,42					
JTF275,	15	32,73	15	46,13	16	46,58	16	46,58	15	32,73	16	106,23	JTF1325,	11	33,06					
JTF276,	15	46,80	JTF413,	11	15,64	JTF492,	14	85,45	12	25,02	JTF565,	14	82,66	JTF1327,	12	34,41				
JTF277,	16	46,80		12	15,53	JTF495,	15	85,45	12	31,05		15	82,66		15	40,33				
	13	15,08		13	15,53	JTF497,	15	91,71	13	25,02		14	82,66		10	37,42				
	15	32,06		14	17,54	JTF505,	15	85,45	13	31,05		15	82,66		12	37,42				
JTF278,	16	34,85	JTF416,	15	18,99	JTF506,	13	17,20	14	25,02	JTF566,	12	58,09	JTF1329,	13	37,42				
	17	35,75		16	18,99		14	31,05	13	68,14		14	38,09							
18	50,27	11		12,96	15		17,20	15	26,14	14		68,14	15		64,12					
JTF280,	12	12,96		12	12,96		15	17,20	16	26,14		16	26,14		15	69,70	JTF1332,	17	66,58	
JTF281,	13	38,20	13	12,96	JTF507,	14	46,80	17	26,14	17	26,14	12	65,35	JTF1336,	12	50,71				
	14	38,20	14	13,74	15	46,80	13	37,76	18	28,93	13	65,35	13		50,71					
	15	38,20	15	13,74	JTF508,	14	38,43	12	30,16	12	30,16	14	72,50	JTF1350,	14	50,71				
JTF283,	16	39,99	16	13,74	JTF509,	15	42,22	13	30,16	13	30,16	15	72,50		13	49,26				
JTF284,	14	64,90	JTF417,	17	14,75	JTF510,	14	43,12	14	30,16	JTF567,	17	79,09	JTF1370,	12	32,17				
	15	61,55		13	16,53		15	59,32	15	30,16		21	103,10		13	32,17				
JTF284SC,	12	47,81		14	16,53		JTF511,	16	46,80	16		32,73	JTF989,		21	34,74	JTF1401,	14	34,96	
	13	47,81		15	16,53		JTF512,	15	34,96	17		37,76	JTF1041,		14	58,65		15	59,87	
	13	51,83	16	18,43	JTF513,	14	68,92	14	33,18	JTF1042,	15	58,65	JTF1408,	16	59,87					
	14	51,83	17	19,10	JTF514,	15	68,92	15	33,18	JTF1043,	14	61,55		JTF1445SC,	14	54,29				
JTF432SC,	13	49,60	13	14,97	JTF515,	14	50,38	16	33,18		14	45,80	JTF1446,		13	49,04				
	14	49,60	14	15,08	JTF516,	15	50,38	17	37,76	JTF1120,	10	28,15		JTF1447,	14	49,04				
	15	54,74	15	15,08	JTF517,	16	50,38	18	47,47		11	28,15	JTF1448,		15	49,04				
JTF565SC,	12	31,05	JTF418,	14	33,85	JTF518,	17	50,94	15	37,42	JTF1121,	12		27,14	JTF1449,	16	49,04			
	13	31,05	JTF419,	15	33,85	JTF519,	13	34,18	16	37,42	JTF1122,	13	31,95	JTF1450,		17	49,04			
	14	31,05	JTF420,	15	36,53	JTF520,	14	34,18	17	40,21	JTF1123,	14	31,95		JTF1451,	18	49,04			
JTF291,	15	61,33	JTF421,	11	28,37	JTF521,	15	34,18	18	4										

Nr katalogowy	Liczba zębów	Cena
JTF1448,	14	54,51
	15	54,51
JTF1450,	13	63,23
	14	66,24
JTF1467,	13	17,98
JTF1501,	12	17,98
JTF1502,	13	50,27
JTF1503,	12	68,36
	13	71,80
JTF1515,	14	61,55
	15	61,55
JTF1529,	17	69,59
JTF1531,	15	67,81
JTF1535,	15	68,59
JTF1536,	14	65,35
	15	65,35

Nr katalogowy	Liczba zębów	Cena
JTF1536,	16	67,36
	15	58,31
JTF1537,	16	58,31
	17	58,31
JTF1538,	14	82,33
	15	84,23
JTF1539,	14	51,83
	15	56,30
JTF1550,	14	17,43
JTF1552,	10	33,85
	11	33,85
JTF1553,	14	60,32
	15	69,03
JTF1554,	12	60,32
	13	60,32
	14	60,32

Nr katalogowy	Liczba zębów	Cena
JTF1556,	12	16,53
	13	16,53
JTF1557,	11	17,20
JTF1559,	14	18,77
	12	38,65
	13	38,65
JTF1565,	13	43,57
	14	38,65
	14	43,57
JTF1565SC,	13	43,57
	14	43,57
JTF1573,	13	34,74
JTF1573,	14	36,53
JTF1577,	15	58,31
	15	66,58
JTF1579,	16	66,58

Nr katalogowy	Liczba zębów	Cena
JTF1581,	13	59,76
	14	59,76
	15	59,76
	16	59,76
	15	62,11
JTF1586,	16	62,11
	17	62,11
JTF1587,	19	64,68
	20	63,56
JTF1588,	19	75,51
JTF1589,	19	75,40
	12	33,96
JTF1590,	13	36,42
	13	41,33
	14	40,21
JTF1590SC,	13	41,33

Nr katalogowy	Liczba zębów	Cena
JTF1591,	16	64,57
	13	63,23
JTF1592,	14	63,23
	15	63,23
JTF1606,	14	38,09
	12	42,22
	13	42,22
JTF1901,	13	46,69
	14	43,23
	14	47,70
	15	46,25
JTF1901SC,	13	46,69
	14	47,70
	14	51,27
JTF1902,	15	54,29
	16	61,88

Nr katalogowy	Liczba zębów	Cena
JTF1902,	17	61,88
JTF1904,	17	86,80
	12	45,46
JTF1906,	13	45,46
	14	45,46
JTF1907,	13	45,46
	14	45,46
	10	62,11
	11	62,11
JTF3221,	12	62,11
	13	62,11
JTF3222,	11	63,45
JTF3222,	12	63,45
JTF3323,	22	114,83
	24	114,83
JTF3411,	16	49,26

Zębatki tylne z niestandardową liczbą zębów

Poniższe tabele pozwalają na dobór zębatek tylnych z niestandardową liczbą zębów. W kolumnie pierwszej znajduje się początek numeru katalogowego, a w kolumnie drugiej kontynuacja numeru, uzupełniona o liczbę zębów.

Nr kat.	Liczba zębów	Cena
JTR5,	39	81,88
	41	87,91
	43	90,93
	44	94,50
	45	96,18
	47	98,86
	49	110,59
JTR6,	41	111,71
	42	111,71
	38	76,41
	39	76,41
JTR13,	40	84,34
	41	84,34
	44	99,75
	40	83,00
JTR16,	41	88,02
	44	92,27
	39	86,01
JTR18,	43	93,61
	45	96,40
JTR19,	36	109,47
	37	109,47
	38	110,59
JTR20,	41	104,22
JTR21,	40	93,61
JTR22,	49	113,27
JTR23,	47	76,85
JTR24,	50	60,32
	51	60,32
JTR28,	42	79,87
	43	79,87
JTR30,	33	45,02
	40	94,06
	42	94,06
	43	97,41
	44	97,41
	45	97,41
	46	100,76
JTR210,	47	104,44
	48	104,44
	49	104,44
	50	108,24
	51	108,24
	52	111,93
	53	116,51
	34	39,88
	36	39,88
JTR211,	38	41,33
	39	41,33
	40	46,02
	41	48,48
	42	48,48
JTR212,	35	39,88
JTR214,	36	44,24
	46	58,42
	47	61,21
JTR215,	49	63,45
	50	67,69
	51	67,69
	55	73,17
	56	73,17
	36	37,64
	37	44,24
	38	44,24
	40	49,82
JTR216,	41	49,82
	42	51,27
	43	51,27
	45	51,27
	47	55,63
	49	69,26
JTR217,	50	72,61
	52	75,74
	55	84,45
	56	84,45
JTR218,	44	83,78
	48	108,24
JTR223,	52	111,93
	53	119,41
JTR239,	36	32,62

Nr kat.	Liczba zębów	Cena
JTR239,	38	36,42
	39	37,98
	40	39,10
	42	41,33
	43	45,80
	44	45,80
	45	51,38
	47	51,38
	48	56,97
	50	59,20
JTR241,	45	60,32
	53	77,75
JTR242,	50	71,27
	53	77,75
JTR243,	42	86,01
	38	71,27
	39	72,94
	40	72,94
	41	76,85
	42	82,10
	43	83,33
	44	83,33
	45	86,68
JTR245/2,	46	88,25
	47	88,25
	48	96,74
	49	101,99
	50	103,89
	51	108,24
	52	108,24
	53	108,24
JTR245/3,	42	72,39
	43	84,90
	45	86,80
	46	95,17
	47	95,28
	35	103,22
	36	103,22
	37	108,91
	41	124,66
	35	107,46
JTR247,	36	107,46
	41	126,79
JTR248,	44	95,62
	45	95,62
	48	99,75
JTR251,	49	100,20
	50	100,20
	37	73,28
	41	82,10
JTR254,	43	82,10
	45	85,45
	50	103,33
	26	37,76
	28	43,79
	30	43,79
JTR255,	35	43,79
	37	47,47
	39	51,27
	40	51,27
	42	51,27
	45	55,74
	28	59,54
	31	59,54
	33	59,54
	35	56,30
	36	56,97
	37	56,97
JTR256,	38	59,76
	40	61,77
	41	61,77
	42	65,12
	43	65,12
	44	68,36
	46	73,61
JTR257,	34	31,05
	36	32,84
	38	35,52
	39	38,65
	40	38,65

Nr kat.	Liczba zębów	Cena
JTR257,	41	41,78
	42	44,46
JTR260,	38	74,95
	40	80,76
JTR262,	40	48,03
	34	39,32
	36	39,32
JTR263,	38	43,57
	40	48,03
	42	50,27
	45	60,32
JTR264,	45	60,32
JTR267,	39	61,10
	34	37,42
	35	37,42
	36	39,10
	37	42,45
	38	43,57
	39	46,25
	40	48,03
	41	51,38
	42	51,38
JTR269,	43	56,97
	44	56,97
	45	63,67
	46	63,67
	47	63,67
	49	69,26
	50	73,73
	51	73,73
	52	74,84
	56	89,14
JTR271,	50	83,33
JTR272,	31	74,62
	39	82,55
JTR273,	41	87,69
	42	87,69
	44	90,26
	41	97,52
JTR277,	45	107,13
	48	103,89
	34	100,76
JTR278,	36	100,76
	37	108,24
	38	112,49
	30	67,81
	31	67,81
	32	69,26
	33	69,26
	35	72,50
JTR279,	36	78,19
	37	78,19
	38	78,19
	39	78,75
	40	80,76
	41	82,10
	42	82,10
JTR280,	33	91,60
	34	88,58
JTR282,	36	93,61
	37	96,40
	37	96,40
	38	100,98
	39	102,77
	40	102,77
JTR284,	43	117,18
	45	125,11
	46	128,57
	48	133,60
JTR298,	40	109,92
	39	94,50
	42	101,54
	43	105,00
JTR300,	47	113,72
	48	113,72
	49	115,95
JTR301,	45	88,02
	48	105,67
JTR302,	39	113,27
	41	113,27

Nr kat.	Liczba zębów	Cena
JTR302,	42	115,95
	43	115,95
	44	122,21
	45	126,00
JTR312,	38	93,61
	40	93,61
	38	126,56
JTR333,	41	136,84
	43	143,32
	33	123,43
JTR336,	34	123,43
	35	123,43
	38	135,05
JTR343,	43	119,97
	45	119,97
	36	39,32
JTR458,	37	42,45
	38	42,45
	40	48,03
	42	50,71
JTR459,	52	79,87
	42	84,90
	43	91,60
	44	91,60
	45	91,60
	46	91,60
JTR460,	47	96,74
	48	96,74
	49	100,31
	50	104,89
	51	107,91
	52	107,91
	53	110,92
JTR461,	47	57,75
	48	57,75
	49	57,75
	50	64,45
	51	64,45
	53	66,58
	54	71,04
	49	70,37
JTR462,	50	72,61
	51	72,61
	52	72,61
	54	86,01
JTR463,	38	62,33
	48	68,81
	50	72,83
	44	56,75
JTR464,	48	60,43
	49	65,01
	50	65,01
	32	37,31
JTR468,	34	37,31
	36	46,36
	46	62,11
JTR469,	44	57,86
	53	79,31
	45	65,12
JTR471,	48	69,26
	50	72,61
	40	92,05
JTR472,	41	92,05
	48	100,76
JTR473,	37	72,94
	40	76,63
JTR474,	48	133,71
	40	77,97
JTR475,	42	84,23
	44	85,68
	45	82,77
	33	101,21
	35	101,09
	40	105,45
JTR476,	41	112,

	Nr kat.	Liczba zębów	Cena		Nr kat.	Liczba zębów	Cena		Nr kat.	Liczba zębów	Cena		Nr kat.	Liczba zębów	Cena		Nr kat.	Liczba zębów	Cena								
JTR801,		29	29,16	JTR815,		35	74,84	JTR835,		45	61,21	JTR859,		48	142,31	JTR1306,		43	134,05	JTR1792,		48	126,34				
		30	29,16			38	84,11			46	61,21			49	149,35			41	111,71			45	86,68				
		31	29,16			38	103,22			47	61,21			38	115,06			42	111,71			45	64,45				
		32	29,16			39	108,35			48	69,26			44	124,89			43	111,71			22	57,30				
		33	30,16			40	112,82			49	69,26			45	127,57			45	117,40			51	72,50				
		34	31,05			42	115,39		JTR836,		36		51,27		46		133,94		46		117,18	JTR1797,		41	123,77		
		35	32,17			43	115,39				39		51,27		39		105,56		42		87,24			40	123,77		
		36	33,51			44	120,20			JTR837,			39	46,92			43	114,83			45		98,08		42	123,77	
		37	35,30			45	127,68						31	33,40			44	123,43			43		113,72	JTR1800,		43	129,02
		38	36,86			46	127,68						35	37,31			45	122,54			44		113,72			44	132,93
		39	39,99			47	136,84				36		39,10		46		125,22		45		117,96		45		132,93		
		41	42,45			48	136,95				37		42,45		49		142,54		40		102,99		46		132,93		
		42	42,45			49	145,89		JTR838,		38		45,80		38		115,28		42		107,68	JTR1806,			47	87,91	
		43	46,92			50	152,81				39		45,80		39		115,39		39		110,81			56	90,93		
		44	46,92			52	163,54				42		51,38	JTR866,			43	123,43			40		99,42	JTR1821,		47	122,43
		45	49,82	JTR817,		46	94,84			43	57,86		46		134,38		36	78,75		37	73,28						
		46	49,82			40	133,04			45	61,44		47		134,38		37	80,76		38	73,73						
		47	50,27			41	136,95		49	69,03		42	106,79			38	96,51		40	81,43							
		48	56,97		JTR818,		42	142,31		52	73,95	JTR867,			43	106,79		40	99,31	JTR1825,		41	81,43				
		49	56,97				37	75,40		53	79,31			44	107,01		41	102,10			42	83,22					
		50	60,32			39	78,31	JTR839,		55	86,01			46	62,00		42	102,10			45	89,59					
		51	60,32			41	81,21			57	88,25		JTR894,		50	71,72		43	102,10			46	94,95				
		52	60,32	JTR819,			46		88,81	JTR840,				35	96,96		46	68,59			44	102,10		47	94,95		
		53	64,79			47	91,04				38	96,96		JTR895,		49	73,73		45	105,45		48	94,95				
		54	71,04		JTR820,		42		83,00		JTR841,				42	110,81		45	84,67		46	109,36	JTR1826,		37	86,68	
	32	33,96				41	99,08		39			52,73				48	98,30		47	114,95		39		86,68			
	34	36,86				42	99,08		45			62,11	JTR896,			50	101,88		34	91,60		40		89,59			
	36	39,10		43		99,08		46	62,11			52			101,88		36	96,51		41	89,59						
	37	42,45	JTR822,			44	103,77	JTR843,		47		62,11			38	84,34		39	104,44		42	89,59					
	38	43,57			45	103,77			48	67,92		40		84,34		40	108,02		44	95,51							
	39	46,92			46	104,44			49	69,26		42		86,91		41	108,02	JTR1832,		52	62,33						
	40	48,03			47	106,68			50	72,61		44	86,91		42	108,02	JTR1839,			55	89,59						
	42	50,27			48	108,24			51	72,61		45	86,91		43	111,48				37	49,26						
	43	57,19		49	109,69		53	78,19	JTR897,		46	86,91		44	115,95				42	55,96							
	44	57,19		50	108,02		54	86,01			47	90,48		45	115,95				44	57,86							
	45	62,33		51	111,93	JTR844,		44		112,60		48	90,48		46	121,98			45	63,45							
	46	62,33		52	111,93			40		77,30		49	94,84		47	133,60		47	63,45								
	47	62,33	JTR823,		39		86,24			41	79,09		50	94,84	JTR1342,		43	113,94	JTR1842,		49	69,26					
	48	68,14			41		90,37		43	84,11		52	100,54			36	73,73			50	73,73						
	49	70,15			45		97,63	JTR845,		45	86,24		37	103,55			37	73,73			51	73,73					
	50	70,15			49	104,67			46	91,93		38	103,55			38	73,73			52	73,73						
	42	51,61			40	116,17			47	89,81	JTR898,		41	103,77		JTR1350,		39		79,09		54	88,25				
	44	57,19	JTR824,		46	132,26			48	95,73			42	103,77			40	82,97		55	88,25						
	45	60,99			47	84,45			49	97,63			42	63,11			40	115,73	JTR1843,		49	69,26					
	53	78,42		JTR826,		42	120,75		37	74,84		JTR999,		45	73,28			40		115,73		54	88,25				
	50	78,31				43	123,43		38	78,19				50	84,90			35		108,24		48	77,08				
	42	117,96			JTR827,		44	137,84	JTR846,		39		78,31		38	99,75		40		115,73	JTR1845,		37	86,68			
	44	117,96				48	141,08			40	78,31			40	107,24		38	93,05				46	82,10				
	45	117,96				52	155,72			41	83,56		JTR1022,		42	110,59		48	80,32			47	82,10				
	46	117,96		42		74,62		43		90,48		47		135,05		50	93,16		50	93,39							
	47	117,96	JTR828,			46	85,45			45	90,48			30	76,41		50	90,03	JTR1847,			51	93,39				
	48	129,58			47	94,06	JTR848,		37	111,82		38		84,00		50	77,30			55	93,39						
	49	129,58			48	94,06			39	108,02		46		100,76		50	109,02			56	95,51						
	39	85,79			49	99,08			45	130,25		44	108,02		37	85,79		57		95,51							
	41	97,74			50	99,08		JTR849,		38	104,11		39	84,90		39	85,79	JTR1857,			37	74,06					
	43	97,74		42	112,04				31	92,49		48	60,10		41	102,32			38	74,06							
	44	97,74	JTR829,		43	120,64			32	89,59		52	60,99		43	102,32			39	76,85							
	46	97,74			44	120,64	JTR850,			33	91,60		47	51,38		40	92,27			40	77,30						
	47	97,74			45	123,43				34	97,63		47	51,38		40	92,27			42	87,13						
	48	97,74			46	126,45		JTR852,		41	116,17		62	83,33		40	102,32		45	90,03							
	49	97,74			47	132,04				40	79,42		39	45,80		46	55,63		47	99,19							
	50	102,32		48	140,19				41	79,42		48	66,58		47	58,31	JTR1869,		45	73,73							
	51	106,12	JTR830,		45	123,32			42	79,42		50	66,58		46	64,34			46	90,26							
	52	106,12			46	131,70			43	86,24	JTR1131,		52	60,32		47		64,34		48	146,33						
	53	108,24			47	138,96		44	86,91			53	69,26		30	76,41		JTR1871,		50	169,35						
	44	57,42		JTR831,		46	69,26	JTR853,		45		89,81		48	70,15				34	76,41		52	169,35				
	45	61,44				48	83,44			46		94,06		53	72,83		36		76,41		48	158,62					
	45	61,44			30	27,81			47	96,74		JTR1133,		52	60,32		38		76,41		56	103,89					
	46	61,44			32	29,04			48	96,96			53	72,83		40	79,09			59	103,89						
	47	61,44			37	35,52			49	98,30			48	69,26		42	84,34		48	158,62							
	49	69,26		38	36,64		50	98,30	JTR1134,		50		74,06		43	84,34		45	124,44								
	50	71,94		39	39,77		51	98,30			54		87,13		47	143,65		32	78,31								
	51	71,94		40	39,77		52	103,22			45	62,11		37	76,41		42	117,96									
	53	78,86		41	42,45		36	98,30			42	44,46		40	80,76		47	87,91									
	54	86,68		42	42,45		37	101,21			46	70,15		41	80,76		51	93,39									
	55	86,68	JTR832,		43	46,92	JTR854,		38	106,79		50	76,18		42	85,45		48	113,94								
	32	35,52			44	46,92			39	110,48		42	48,93		44	91,49		50	113,94								
	36	39,10			45	51,38			41	121,09		39	82,10		39	106,68		45	93,05								
	37	42,45			46	51,38			43	126,56		44	100,76		40	106,68	JTR1977,		48	122,43							
	41	50,49			47	51,38			45	87,13		41	104,78		41	106,68			40	118,63							
	42	50,49		48	58,76	JTR855,		46	90,93		42	104,78		42	108,02			42	118,63								
	43	57,86		49	58,76			47	96,29		37	47,14		43	108,02			43	115,39								
	46	61,66		50	60,10			48	97,74		36	54,40		40	85,12			44	123,77								
	47	61,66		51	60,10			44	120,20		45	61,21		42	87,69		45	123,77									
	48	69,26		52	61,21		JTR856,		45	119,97		46	61,21		43	90,59		46	125,33								
	49	69,26	JTR833,		41	52,95			46	123,43	JTR1214,		47														

Zębatki tylne Supersprox z niestandardową liczbą zębów

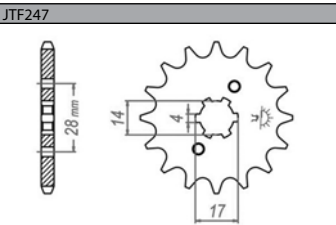
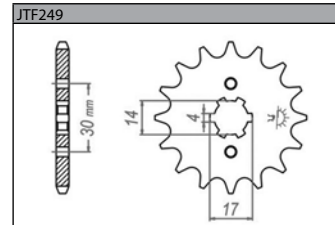
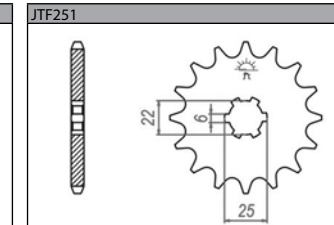
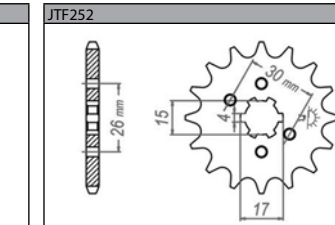
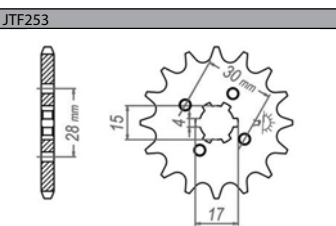
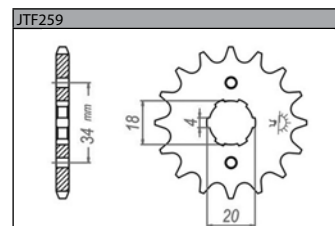
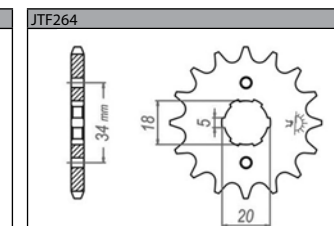
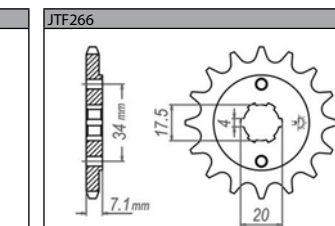
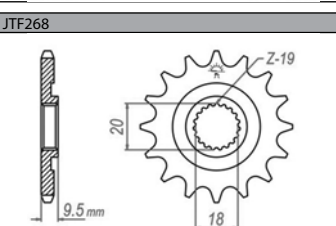
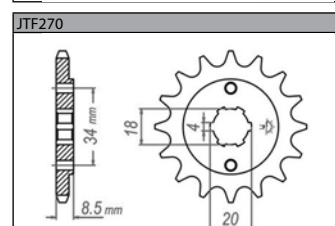
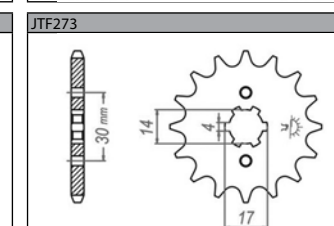
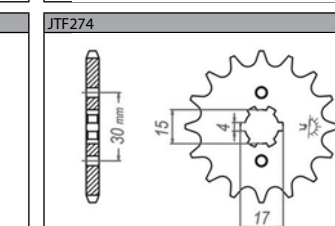
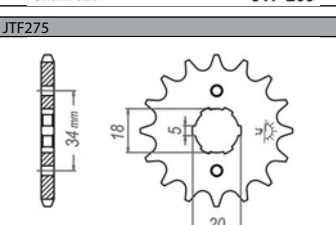
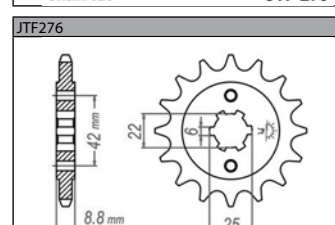
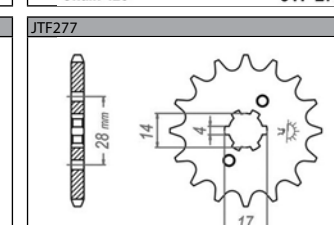
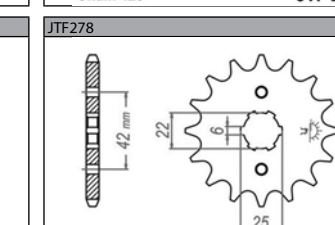
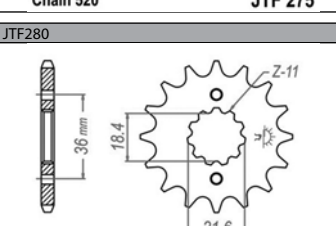
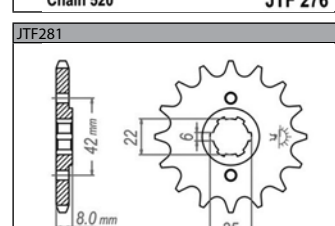
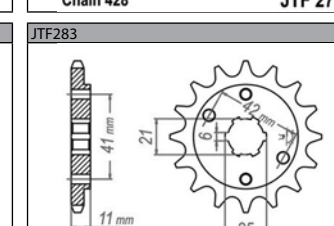
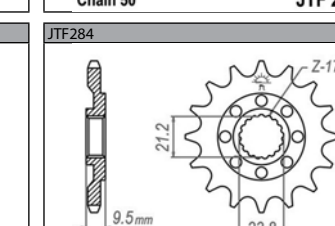
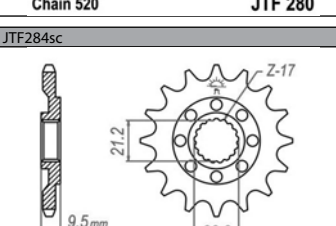
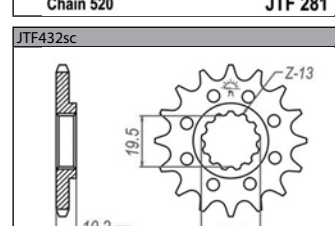
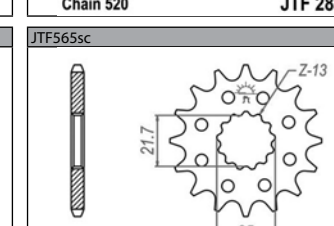
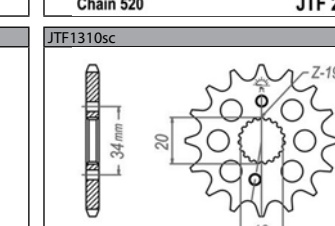
Zębatki tylne Supersprox dostępne są w trzech rodzajach materiału. Stealth, to połączenie koła aluminiowego z pasem zębatym wykonanym ze stali, natomiast kolejne typy to zębatki aluminiowe i stalowe. W tabeli Supersprox w kolumnie pierwszej znajduje się początek numeru katalogowego, w kolumnie drugiej liczba zębów, a w kolejnych kolumnach kod rodzaju materiału. Połączenie początku numeru katalogowego, liczby zębów i kodu materiału (np. 6143 dla zębatek Stealth) daje pełny numer katalogowy.

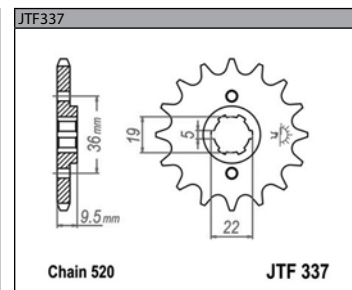
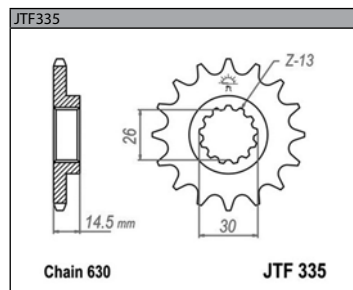
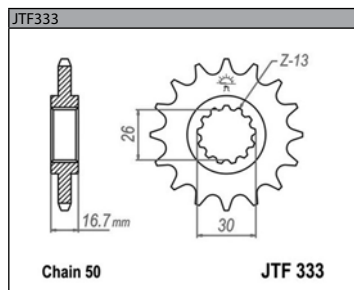
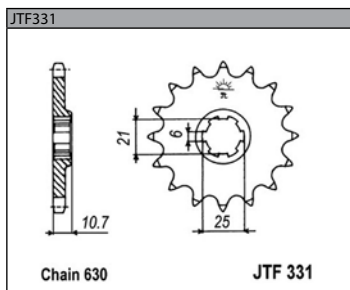
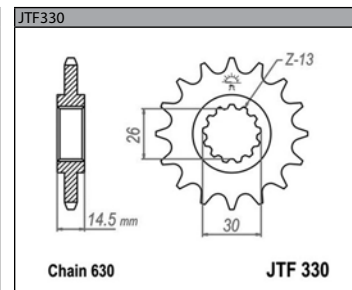
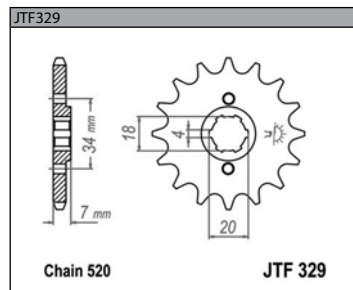
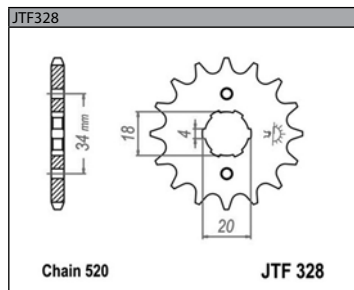
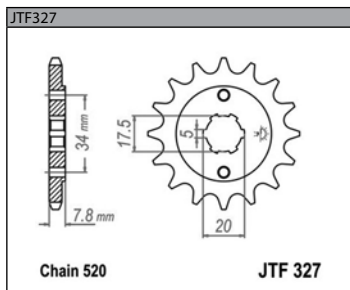
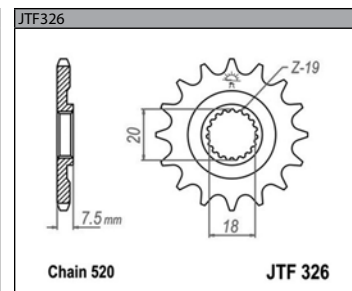
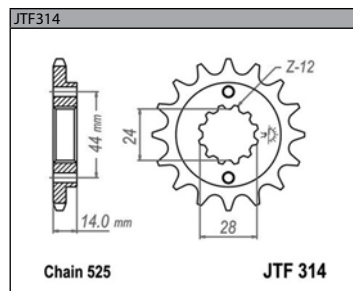
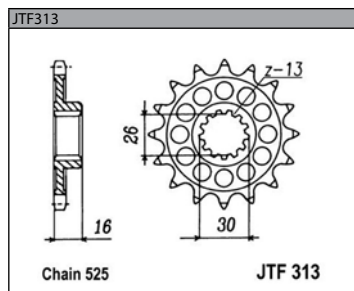
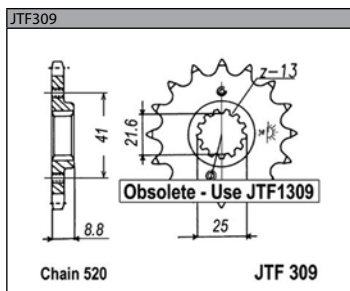
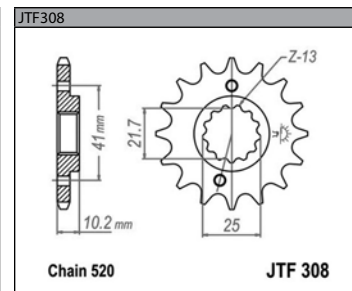
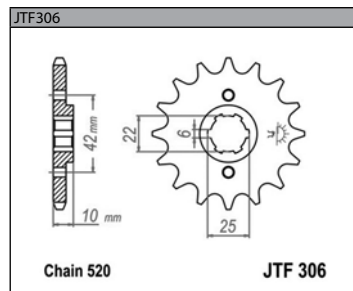
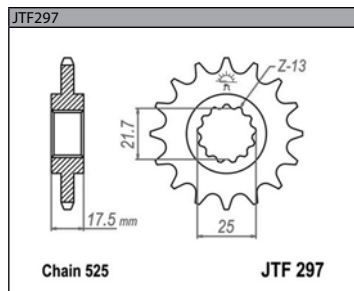
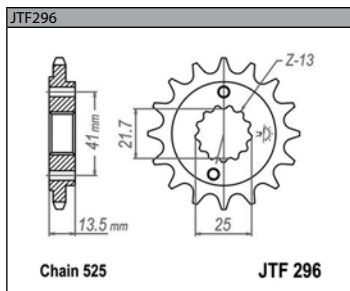
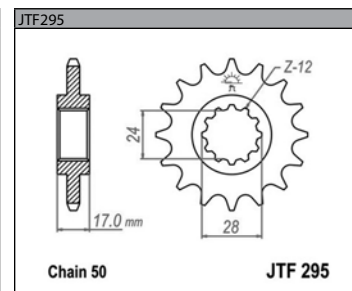
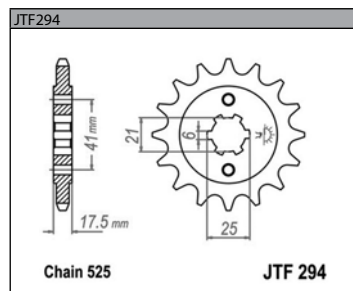
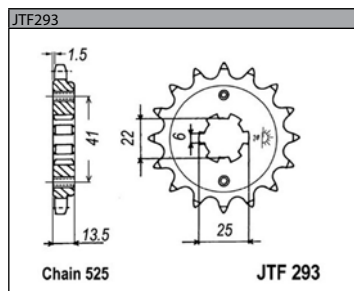
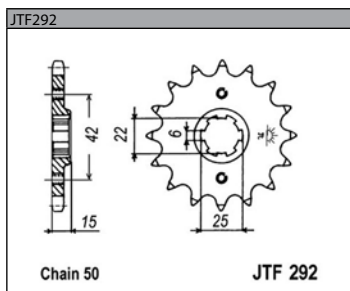
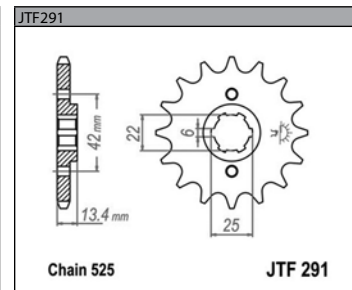
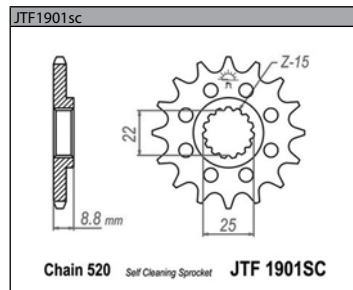
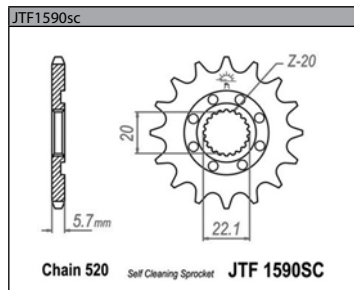
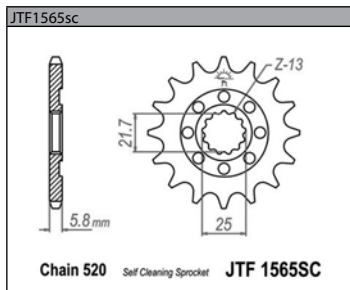
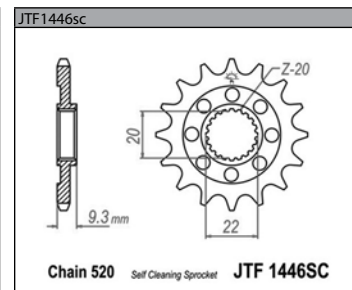
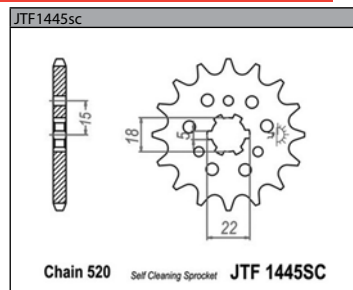
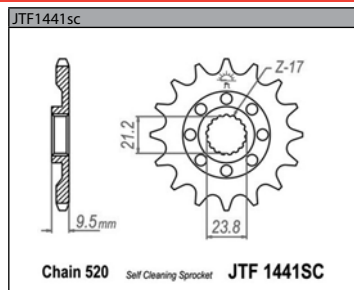
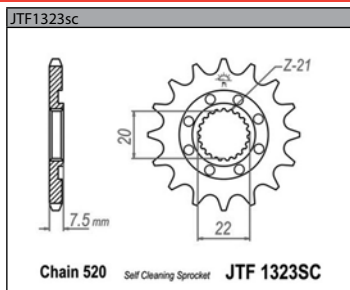
Stal			Aluminium			Stealth		
Nr kat.	Liczba zębów	Cena	Nr kat.	Liczba zębów	Cena	Nr kat.	Liczba zębów	Cena
SX231.5,	39	98,10	SX239.5,	39	125,37	SX6143.5,	39	230,04
	41	98,10		41	125,37		41	230,04
	43	98,10		43	125,37		43	230,04
	44	98,10		44	125,37		44	230,04
	45	98,10		45	125,37		45	230,04
	47	98,10		47	125,37		47	230,04
SX231.210,	49	98,10	SX239.210,	49	125,37	SX6143.210,	49	230,04
	40	98,10		40	125,37		40	230,04
	42	98,10		42	125,37		42	230,04
	43	98,10		43	125,37		43	230,04
	44	98,10		44	125,37		44	230,04
	45	98,10		45	125,37		45	230,04
	46	98,10		46	125,37		46	230,04
	47	98,10		47	125,37		47	230,04
	48	98,10		48	125,37		48	230,04
	49	98,10		49	125,37		49	230,04
SX231.209,	50	98,10	SX239.209,	50	125,37	SX6143.209,	50	230,04
	51	98,10		51	125,37		51	230,04
	55	98,10		55	125,37		55	230,04
	56	98,10		56	125,37		56	230,04
SX231.245/2,	38	98,10	SX239.245/2,	38	125,37	SX6143.245/2,	38	230,04
	39	98,10		39	125,37		39	230,04
	40	98,10		40	125,37		40	230,04
	41	98,10		41	125,37		41	230,04
	42	98,10		42	125,37		42	230,04
	43	98,10		43	125,37		43	230,04
	44	98,10		44	125,37		44	230,04
	45	98,10		45	125,37		45	230,04
	46	98,10		46	125,37		46	230,04
	47	98,10		47	125,37		47	230,04
	48	98,10		48	125,37		48	230,04
	49	98,10		49	125,37		49	230,04
	50	98,10		50	125,37		50	230,04
	51	98,10		51	125,37		51	230,04
SX231.245/3,	52	98,10	SX239.245/3,	52	125,37	SX6143.245/3,	52	230,04
	53	98,10		53	125,37		53	230,04
	42	98,10		42	125,37		42	230,04
	43	98,10		43	125,37		43	230,04
	45	98,10		45	125,37		45	230,04
	46	98,10		46	125,37		46	230,04
	47	98,10		47	125,37		47	230,04
	48	98,10		48	125,37		48	230,04
	49	98,10		49	125,37		49	230,04
	50	98,10		50	125,37		50	230,04
SX231.245,	48	98,10	SX239.245,	48	125,37	SX6143.245,	48	230,04
	49	98,10		49	125,37		49	230,04
	50	98,10		50	125,37		50	230,04
SX231.301,	45	98,10	SX239.301,	45	125,37	SX6143.301,	45	230,04
	48	98,10		48	125,37		48	230,04
	42	98,10		42	125,37		42	230,04
	43	98,10		43	125,37		43	230,04
	44	98,10		44	125,37		44	230,04
	45	98,10		45	125,37		45	230,04
SX231.460,	46	98,10	SX239.460,	46	125,37	SX6143.460,	46	230,04
	47	98,10		47	125,37		47	230,04
	48	98,10		48	125,37		48	230,04
	49	98,10		49	125,37		49	230,04
	50	98,10		50	125,37		50	230,04
	51	98,10		51	125,37		51	230,04
	52	98,10		52	125,37		52	230,04
	53	98,10		53	125,37		53	230,04
SX231.478,	38	98,10	SX239.478,	38	125,37	SX6143.478,	38	230,04
	42	98,10		42	125,37		42	230,04
	43	98,10		43	125,37		43	230,04
	45	98,10		45	125,37		45	230,04
	46	98,10		46	125,37		46	230,04
SX231.486,	38	98,10	SX239.486,	38	125,37	SX6143.486,	38	230,04
	39	98,10		39	125,37		39	230,04
	40	98,10		40	125,37		40	230,04
	41	98,10		41	125,37		41	230,04
	42	98,10		42	125,37		42	230,04
	44	98,10		44	125,37		44	230,04
SX231.487,	45	98,10	SX239.487,	45	125,37	SX6143.487,	45	230,04
	47	98,10		47	125,37		47	230,04
	38	98,10		38	125,37		38	230,04
	42	98,10		42	125,37		42	230,04
	43	98,10		43	125,37		43	230,04
	44	98,10		44	125,37		44	230,04
SX231.703,	46	98,10	SX239.703,	46	125,37	SX6143.703,	46	230,04
	40	98,10		40	125,37		40	230,04
	44	98,10		44	125,37		44	230,04
SX231.735,	36	98,10	SX239.735,	36	125,37	SX6143.735,	36	230,04
	37	98,10		37	125,37		37	230,04
	38	98,10		38	125,37		38	230,04
	39	98,10		39	125,37		39	230,04
	40	98,10		40	125,37		40	230,04
	41	98,10		41	125,37		41	230,04
	42	98,10		42	125,37		42	230,04
	43	98,10		43	125,37		43	230,04
	44	98,10		44	125,37		44	230,04
	45	98,10		45	125,37		45	230,04
SX231.735,	46	98,10	SX239.735,	46	125,37	SX6143.735,	46	230,04
	46	98,10		46	125,37		46	230,04
SX231.735,	46	98,10	SX239.735,	46	125,37	SX6143.735,	46	230,04
	46	98,10		46	125,37		46	230,04
	46	98,10		46	125,37		46	230,04
	46	98,10		46	125,37		46	230,04

Stal			Aluminium			Stealth		
Nr kat.	Liczba zębów	Cena	Nr kat.	Liczba zębów	Cena	Nr kat.	Liczba zębów	Cena
SX231.1791,	42	98,10	SX239.1791,	42	125,37	SX6143.1791,	42	230,04
	43	98,10		43	125,37		43	230,04
	41	98,10		41	125,37		41	230,04
	42	98,10		42	125,37		42	230,04
	43	98,10		43	125,37		43	230,04
SX231.1792,	44	98,10	SX239.1792,	44	125,37	SX6143.1792,	44	230,04
	45	98,10		45	125,37		45	230,04
	47	98,10		47	125,37		47	230,04
	48	98,10		48	125,37		48	230,04
	45	98,10		45	125,37		45	230,04
SX231.1793,	45	98,10	SX239.1793,	45	125,37	SX6143.1793,	45	230,04
SX231.1825,	37	98,10	SX239.1825,	37	125,37	SX6143.1825,	37	230,04
	38	98,10		38	125,37		38	230,04
	40	98,10		40	125,37		40	230,04
	41	98,10		41	125,37		41	230,04
	42	98,10		42	125,37		42	230,04
	45	98,10		45	125,37		45	230,04

Stal			Aluminium			Stealth		
Nr kat.	Liczba zębów	Cena	Nr kat.	Liczba zębów	Cena	Nr kat.	Liczba zębów	Cena
SX231.1825,	46	98,10	SX239.1825,	46	125,37	SX6143.1825,	46	230,04
	47	98,10		47	125,37		47	230,04
	48	98,10		48	125,37		48	230,04
	37	98,10		37	125,37		37	230,04
	39	98,10		39	125,37		39	230,04
SX231.1826,	40	98,10	SX239.1826,	40	125,37	SX6143.1826,	40	230,04
	41	98,10		41	125,37		41	230,04
	42	98,10		42	125,37		42	230,04
	44	98,10		44	125,37		44	230,04
	37	98,10		37	125,37		37	230,04
SX231.1857,	38	98,10	SX239.1857,	38	125,37	SX6143.1857,	38	230,04
	39	98,10		39	125,37		39	230,04
	40	98,10		40	125,37		40	230,04
	42	98,10		42	125,37		42	230,04
	45	98,10		45	125,37		45	230,04
	47	98,10		47	125,37		47	230,04

Schematy

 <p>Chain 420 JTF 247</p>	 <p>Chain 420 JTF 249</p>	 <p>Chain 420 JTF 251</p>	 <p>Chain 420 JTF 252</p>
 <p>Chain 420 JTF 253</p>	 <p>Chain 428 JTF 259</p>	 <p>Chain 428 JTF 264</p>	 <p>Chain 520 JTF 266</p>
 <p>Chain 520 JTF 268</p>	 <p>Chain 520 JTF 270</p>	 <p>Chain 428 JTF 273</p>	 <p>Chain 428 JTF 274</p>
 <p>Chain 520 JTF 275</p>	 <p>Chain 520 JTF 276</p>	 <p>Chain 428 JTF 277</p>	 <p>Chain 50 JTF 278</p>
 <p>Chain 520 JTF 280</p>	 <p>Chain 520 JTF 281</p>	 <p>Chain 520 JTF 283</p>	 <p>Chain 520 JTF 284</p>
 <p>Chain 520 Self Cleaning Sprocket JTF 284SC</p>	 <p>Chain 520 Self Cleaning Sprocket JTF 432SC</p>	 <p>Chain 520 Self Cleaning Sprocket JTF 565SC</p>	 <p>Chain 420 Self Cleaning Sprocket JTF 1310SC</p>



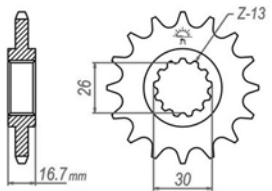
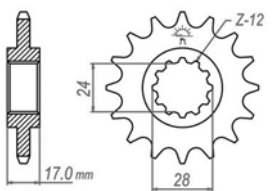
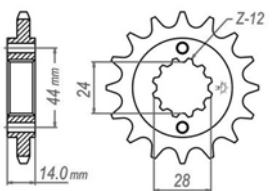
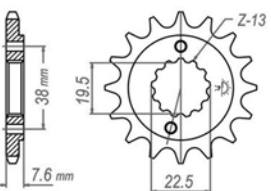
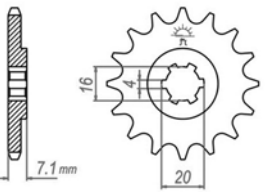
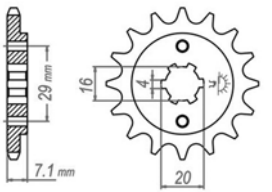
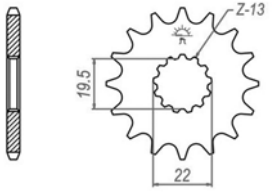
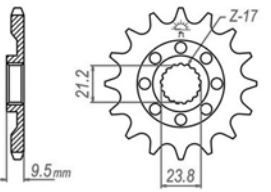
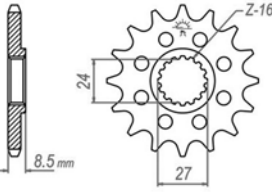
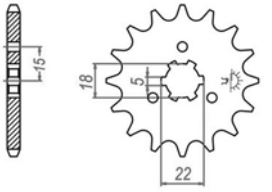
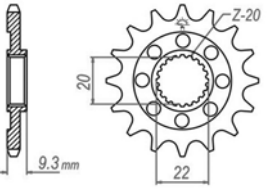
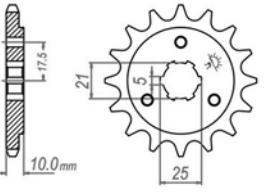
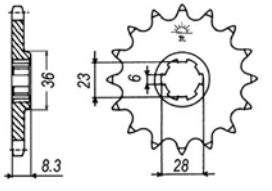
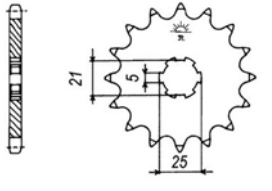
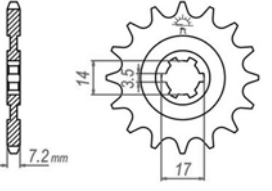
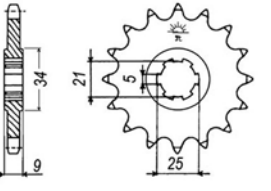
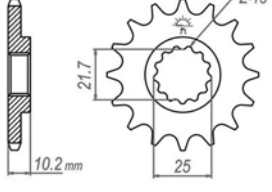
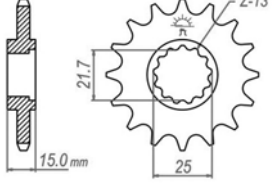
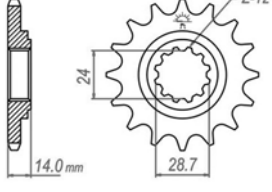
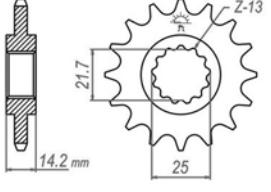
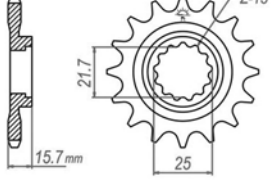
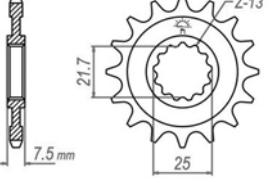
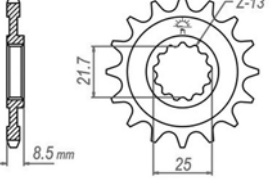
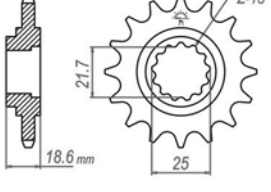
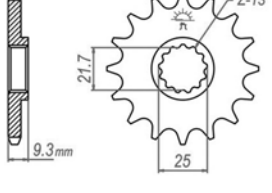
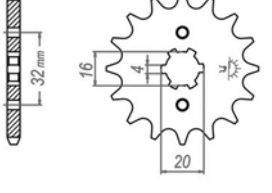
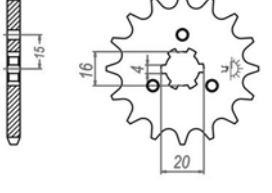
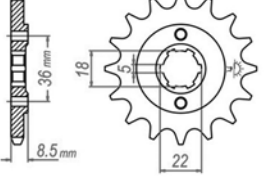
<p>Chain 50 JTF 338</p>	<p>Chain 50 JTF 339</p>	<p>Chain 50 JTF 340</p>	<p>Chain 520 JTF 394</p>
<p>Chain 520 JTF 402</p>	<p>Chain 428 JTF 409</p>	<p>Chain 428 JTF 410</p>	<p>Chain 420 JTF 413</p>
<p>Chain 428 JTF 416</p>	<p>Chain 428 JTF 417</p>	<p>Chain 428 JTF 418</p>	<p>Chain 525 JTF 419</p>
<p>Chain 50 JTF 420</p>	<p>Chain 520 JTF 421</p>	<p>Chain 520 JTF 422</p>	<p>Chain 50 JTF 423</p>
<p>Chain 50 JTF 424</p>	<p>Chain 428 JTF 425</p>	<p>Chain 428 JTF 426</p>	<p>Chain 520 JTF 427</p>
<p>Chain 428 JTF 428</p>	<p>Chain 420 JTF 429</p>	<p>Chain 520 JTF 430</p>	<p>Chain 520 JTF 431</p>
<p>Chain 520 JTF 432</p>	<p>Chain 525 JTF 433</p>	<p>Chain 520 JTF 434</p>	<p>Chain 50 JTF 435</p>

<p>JTF436</p> <p>Chain 520 JTF 436</p>	<p>JTF437</p> <p>Chain 520 JTF 437</p>	<p>JTF438</p> <p>Chain 520 JTF 438</p>	<p>JTF440</p> <p>Chain 532 JTF 440</p>
<p>JTF492</p> <p>Chain 50 JTF 492</p>	<p>JTF495</p> <p>Chain 520 JTF 495</p>	<p>JTF497</p> <p>Chain 50 JTF 497</p>	<p>JTF505</p> <p>Chain 428 JTF 505</p>
<p>JTF506</p> <p>Chain 525 JTF 506</p>	<p>JTF507</p> <p>Chain 520 JTF 507</p>	<p>JTF508</p> <p>Chain 50 JTF 508</p>	<p>JTF509</p> <p>Chain 50 JTF 509</p>
<p>JTF511</p> <p>Chain 520 JTF 511</p>	<p>JTF512</p> <p>Chain 520 JTF 512</p>	<p>JTF513</p> <p>Chain 50 JTF 513</p>	<p>JTF514</p> <p>Chain 630 JTF 514</p>
<p>JTF516</p> <p>Chain 520 JTF 516</p>	<p>JTF517</p> <p>Chain 50 JTF 517</p>	<p>JTF519</p> <p>Chain 50 JTF 519</p>	<p>JTF520</p> <p>Chain 525 JTF 520</p>
<p>JTF521</p> <p>Chain 630 JTF 521</p>	<p>JTF522</p> <p>Chain 630 JTF 522</p>	<p>JTF523</p> <p>Chain 630 JTF 523</p>	<p>JTF524</p> <p>Chain 632 JTF 524</p>
<p>JTF525</p> <p>Chain 532 JTF 525</p>	<p>JTF526</p> <p>Chain 630 JTF 526</p>	<p>JTF527</p> <p>Chain 50 JTF 527</p>	<p>JTF528</p> <p>Chain 50 JTF 528</p>

<p>JTF542</p> <p>Chain 428 JTF 542</p>	<p>JTF546</p> <p>Chain 420 JTF 546</p>	<p>JTF547</p> <p>Chain 420 JTF 547</p>	<p>JTF548</p> <p>Chain 428 JTF 548</p>
<p>JTF550</p> <p>Chain 428 JTF 550</p>	<p>JTF555</p> <p>Chain 428 JTF 555</p>	<p>JTF558</p> <p>Chain 428 JTF 558</p>	<p>JTF561</p> <p>Chain 420 JTF 561</p>
<p>JTF562</p> <p>Chain 420 JTF 562</p>	<p>JTF563</p> <p>Chain 420 JTF 563</p>	<p>JTF564</p> <p>Chain 520 JTF 564</p>	<p>JTF565</p> <p>Chain 520 JTF 565</p>
<p>JTF566</p> <p>Chain 50 JTF 566</p>	<p>JTF567</p> <p>Chain 50 JTF 567</p>	<p>JTF568</p> <p>Chain 50 JTF 568</p>	<p>JTF569</p> <p>Chain 520 JTF 569</p>
<p>JTF570</p> <p>Chain 50 JTF 570</p>	<p>JTF571</p> <p>Chain 50 JTF 571</p>	<p>JTF574</p> <p>Chain 630 JTF 574</p>	<p>JTF575</p> <p>Chain 520 JTF 575</p>
<p>JTF576</p> <p>Chain 428 JTF 576</p>	<p>JTF577</p> <p>Chain 520 JTF 577</p>	<p>JTF578</p> <p>Chain 520 JTF 578</p>	<p>JTF579</p> <p>Chain 50 JTF 579</p>
<p>JTF580</p> <p>Chain 50 JTF 580</p>	<p>JTF582</p> <p>Chain 520 JTF 582</p>	<p>JTF583</p> <p>Chain 520 JTF 583</p>	<p>JTF584</p> <p>Chain 532 JTF 584</p>

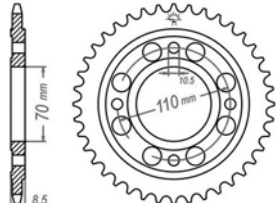
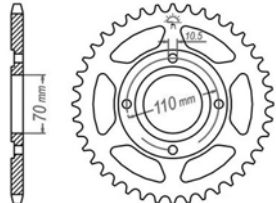
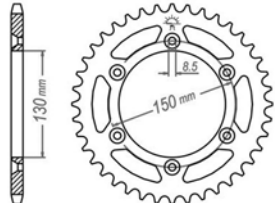
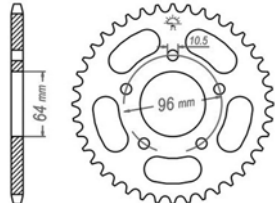

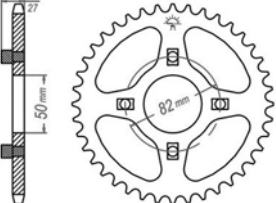
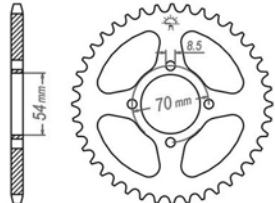
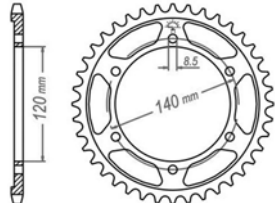
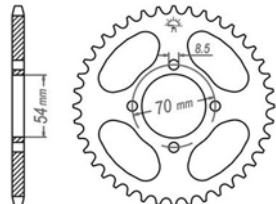
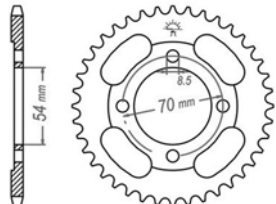
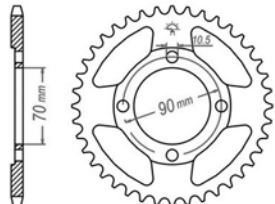
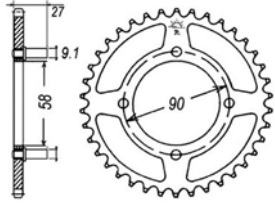
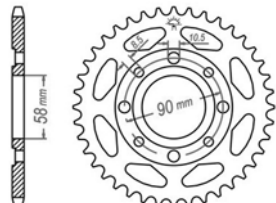
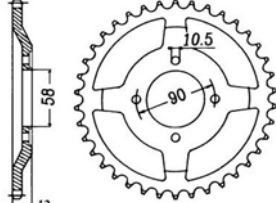
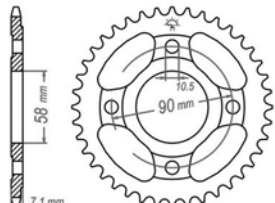
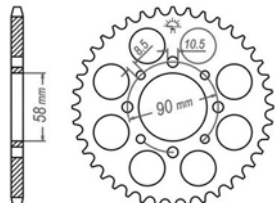
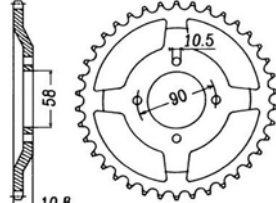
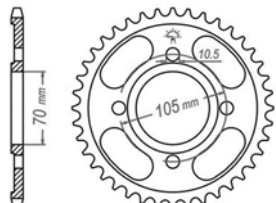
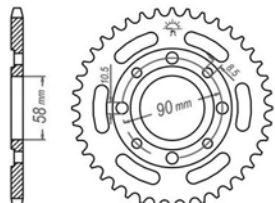
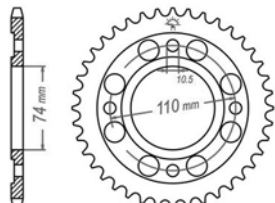
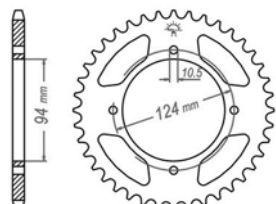
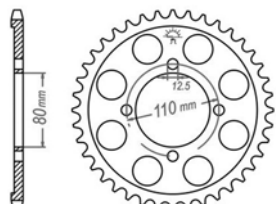
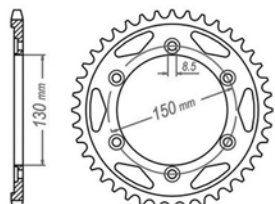
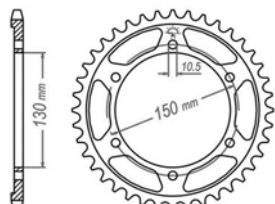
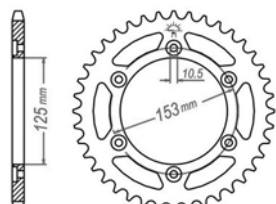
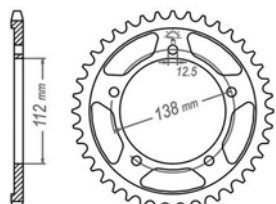
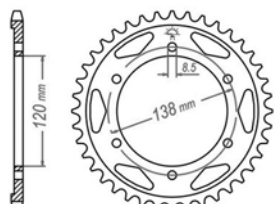
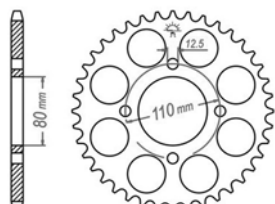
<p>Chain 532 JTF 585</p>	<p>zdjęcie poglądowe</p>	<p>Chain 525 JTF 704</p>	<p>Chain 520 JTF 705</p>
<p>Chain 428 JTF 708</p>	<p>Chain 520 JTF 711</p>	<p>Chain 520 JTF 715</p>	<p>Chain 520 JTF 718</p>
<p>Chain 520 JTF 723</p>	<p>Chain 50 JTF 725</p>	<p>Chain 50 JTF 726</p>	<p>Chain 520 JTF 728</p>
<p>Chain 520 JTF 736</p>	<p>Chain 520 JTF 737</p>	<p>Chain 50 JTF 739</p>	<p>Chain 525 JTF 740</p>
<p>Chain 525 JTF 741</p>	<p>Chain 520 JTF 742</p>	<p>Chain 520 JTF 823</p>	<p>Chain 520 JTF 824</p>
<p>Chain 50 JTF 884</p>	<p>Chain 50 JTF 989</p>	<p>Chain 520 JTF 1041</p>	<p>Chain 520 JTF 1042</p>
<p>Chain 520 JTF 1043</p>	<p>Chain 420 JTF 1120</p>	<p>Chain 520 JTF 1125</p>	<p>Chain 520 JTF 1126</p>

<p>JTF1127</p> <p>Chain 420 JTF 1127</p>	<p>JTF1128</p> <p>Chain 420 JTF 1128</p>	<p>JTF1180</p> <p>Chain 50 JTF 1180</p>	<p>JTF1182</p> <p>Chain 525 JTF 1182</p>
<p>JTF1183</p> <p>Chain 525 JTF 1183</p>	<p>JTF1256</p> <p>Chain 420 JTF 1256</p>	<p>JTF1257</p> <p>Chain 428 JTF 1257</p>	<p>JTF1263</p> <p>Chain 428 JTF 1263</p>
<p>JTF1264</p> <p>Chain 428 JTF 1264</p>	<p>JTF1265</p> <p>Chain 520 JTF 1265</p>	<p>JTF1269</p> <p>Chain 520 JTF 1269</p>	<p>JTF1295</p> <p>Chain 520 JTF 1295</p>
<p>JTF1298</p> <p>Chain 428 JTF 1298</p>	<p>JTF1299</p> <p>Chain 520 JTF 1299</p>	<p>JTF1307</p> <p>Chain 520 JTF 1307</p>	<p>JTF1309</p> <p>Chain 520 JTF 1309</p>
<p>JTF1310</p> <p>Chain 420 JTF 1310</p>	<p>JTF1321</p> <p>Chain 520 JTF 1321</p>	<p>JTF1322</p> <p>Chain 520 JTF 1322</p>	<p>JTF1323</p> <p>Chain 520 JTF 1323</p>
<p>JTF1324</p> <p>Chain 520 JTF 1324</p>	<p>JTF1325</p> <p>Chain 520 JTF 1325</p>	<p>JTF1327</p> <p>Chain 520 JTF 1327</p>	<p>JTF1329</p> <p>Chain 520 JTF 1329</p>
<p>JTF1332</p> <p>Chain 525 JTF 1332</p>	<p>JTF1336</p> <p>Chain 520 JTF 1336</p>	<p>JTF1350</p> <p>Chain 520 JTF 1350</p>	<p>JTF1352</p> <p>Chain 520 JTF 1352</p>

 <p>Chain 525 JTF 1370</p>	 <p>Chain 525 JTF 1371</p>	 <p>Chain 525 JTF 1372</p>	 <p>Chain 520 JTF 1401</p>
 <p>Chain 520 JTF 1407</p>	 <p>Chain 520 JTF 1408</p>	 <p>Chain 520 JTF 1439</p>	 <p>Chain 520 JTF 1441</p>
 <p>Chain 520 JTF 1423</p>	 <p>Chain 520 JTF 1445</p>	 <p>Chain 520 JTF 1446</p>	 <p>Chain 525 JTF 1448</p>
 <p>Chain 520 JTF 1450</p>	 <p>Chain 428 JTF 1467</p>	 <p>Chain 428 JTF 1501</p>	 <p>Chain 520 JTF 1502</p>
 <p>Chain 520 JTF 1503</p>	 <p>Chain 525 JTF 1515</p>	 <p>Chain 50 JTF 1529</p>	 <p>Chain 525 JTF 1531</p>
 <p>Chain 525 JTF 1535</p>	 <p>Chain 520 JTF 1536</p>	 <p>Chain 525 JTF 1537</p>	 <p>Chain 520 JTF 1538</p>
 <p>Chain 520 JTF 1539</p>	 <p>Chain 428 JTF 1550</p>	 <p>Chain 520 JTF 1552</p>	 <p>Chain 520 JTF 1553</p>

<p>JTF1554</p> <p>Chain 520 JTF 1554</p>	<p>JTF1556</p> <p>Chain 428 JTF 1556</p>	<p>JTF1557</p> <p>Chain 428 JTF 1557</p>	<p>JTF1559</p> <p>Chain 428 JTF 1559</p>
<p>JTF1565</p> <p>Chain 520 JTF 1565</p>	<p>JTF1573</p> <p>Chain 520 JTF 1573</p>	<p>JTF1577</p> <p>Chain 520 JTF 1577</p>	<p>JTF1579</p> <p>Chain 520 JTF 1579</p>
<p>JTF1581</p> <p>Chain 520 JTF 1581</p>	<p>JTF1586</p> <p>Chain 525 JTF 1586</p>	<p>JTF1587</p> <p>Chain 428 JTF 1587</p>	<p>JTF1588</p> <p>Chain 428 JTF 1588</p>
<p>JTF1589</p> <p>Chain 428 JTF 1589</p>	<p>JTF1590</p> <p>Chain 520 JTF 1590</p>	<p>JTF1591</p> <p>Chain 525 JTF 1591</p>	<p>JTF1592</p> <p>Chain 520 JTF 1592</p>
<p>JTF1606</p> <p>Chain 428 JTF 1606</p>	<p>JTF1901</p> <p>Chain 520 JTF 1901</p>	<p>JTF1902</p> <p>Chain 520 JTF 1902</p>	<p>JTF1904</p> <p>Chain 525 JTF 1904</p>
<p>JTF1906</p> <p>Chain 420 JTF 1906</p>	<p>JTF1907</p> <p>Chain 428 JTF 1907</p>	<p>JTF3221</p> <p>Chain 520 JTF 3221</p>	<p>JTF3222</p> <p>Chain 520 JTF 3222</p>
<p>JTF3323</p> <p>Chain 520 JTF 3323</p>	<p>JTF3411</p> <p>Chain 50 JTF 3411</p>		

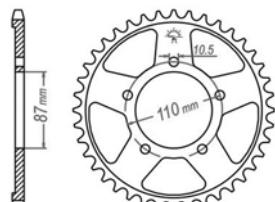
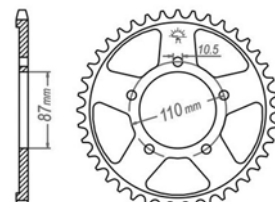
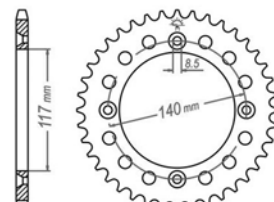
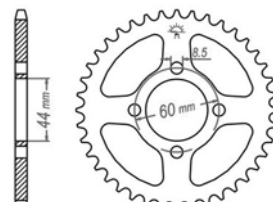
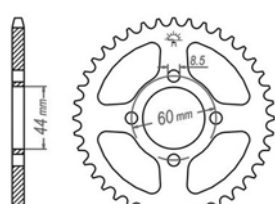
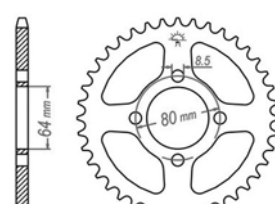
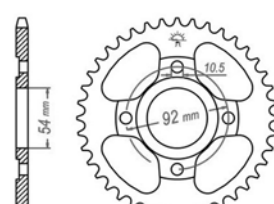
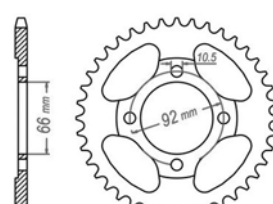
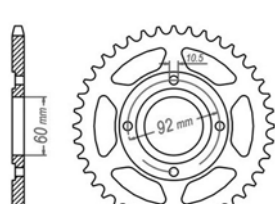
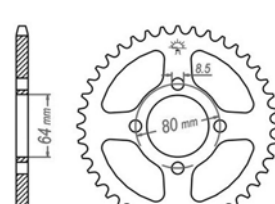
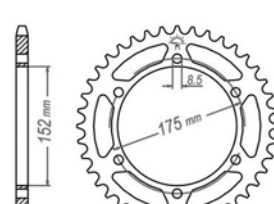
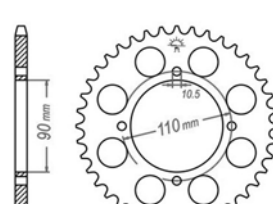
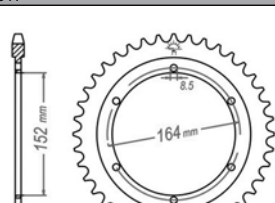
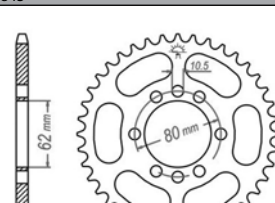
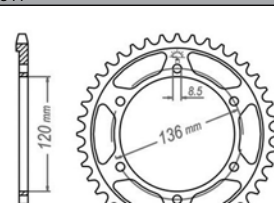
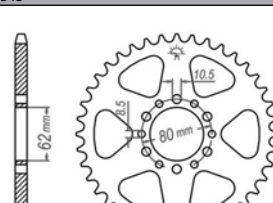
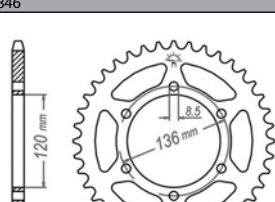
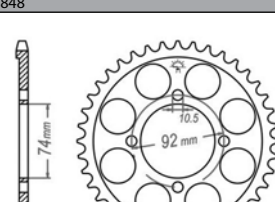
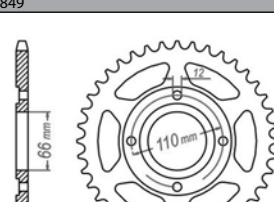
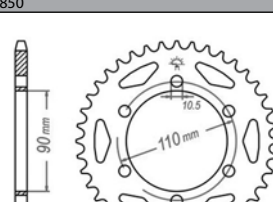
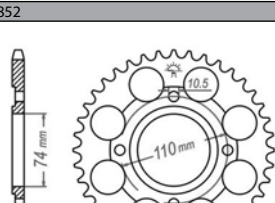
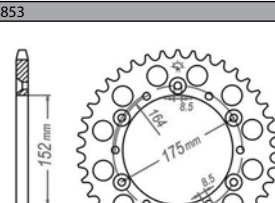
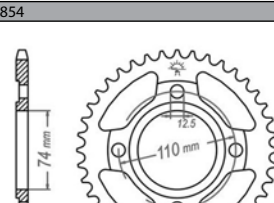
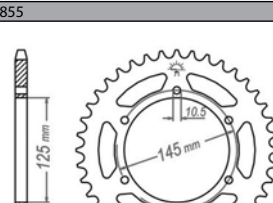
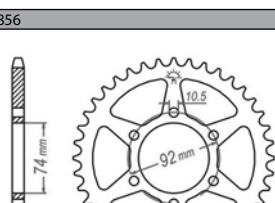
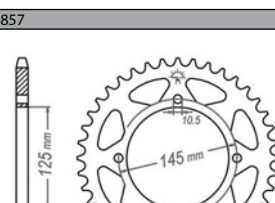
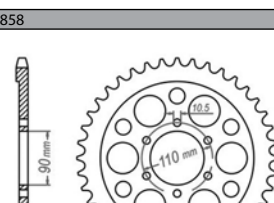
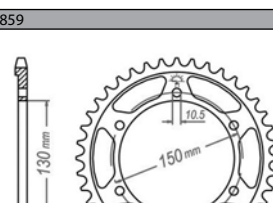
<p>3,56 cm</p> <p>Chain 520 JTR 5</p>	<p>JTR6</p> <p>Chain 525 JTR 6</p>	<p>JTR13</p> <p>Chain 520 JTR 13</p>	<p>JTR16</p> <p>Chain 520 JTR 16</p>
<p>JTR18</p> <p>Chain 520 JTR 18</p>	<p>JTR19</p> <p>Chain 520 JTR 19</p>	<p>JTR20</p> <p>Chain 520 JTR 20</p>	<p>JTR21</p> <p>Chain 520 JTR 21</p>
<p>JTR22</p> <p>Chain 520 JTR 22</p>	<p>JTR23</p> <p>Chain 420 JTR 23</p>	<p>JTR24</p> <p>Chain 420 JTR 24</p>	<p>JTR28</p> <p>Chain 520 JTR 28</p>
<p>JTR30</p> <p>zdjęcie poglądowe</p>	<p>JTR210</p> <p>Chain 520 JTR 210</p>	<p>JTR211</p> <p>Chain 420 JTR 211</p>	<p>JTR212</p> <p>Chain 420 JTR 212</p>
<p>JTR214</p> <p>Chain 420 JTR 214</p>	<p>JTR215</p> <p>Chain 420 JTR 215</p>	<p>JTR216</p> <p>Chain 420 JTR 216</p>	<p>JTR217</p> <p>Chain 428 JTR 217</p>
<p>JTR218</p> <p>Chain 428 JTR 218</p>	<p>JTR223</p> <p>Chain 520 JTR 223</p>	<p>JTR239</p> <p>Chain 420 JTR 239</p>	<p>JTR241</p> <p>Chain 428 JTR 241</p>
<p>JTR242</p> <p>Chain 428 JTR 242</p>	<p>JTR243</p> <p>Chain 520 JTR 243</p>	<p>JTR245/2</p> <p>Chain 520 JTR 245/2</p>	<p>JTR245/3</p> <p>Chain 520 JTR 245/3</p>

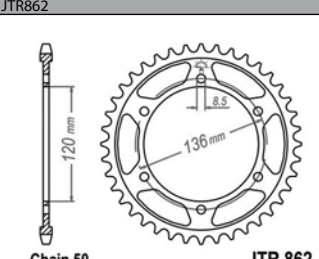
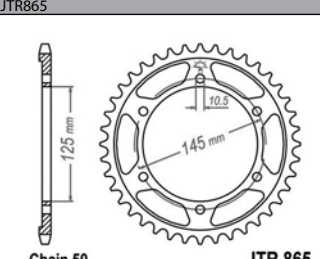
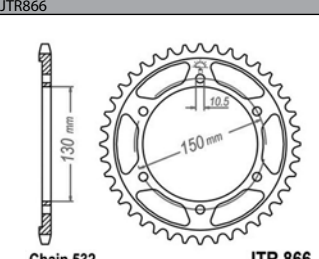
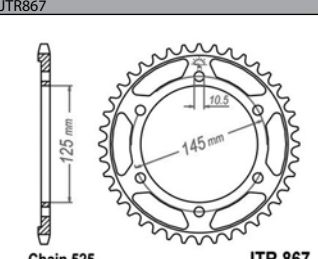
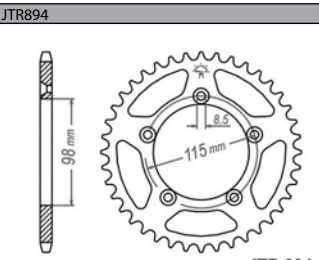
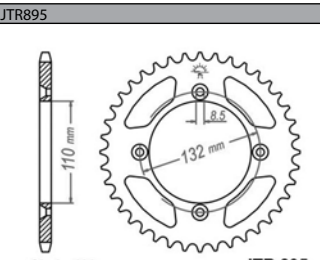
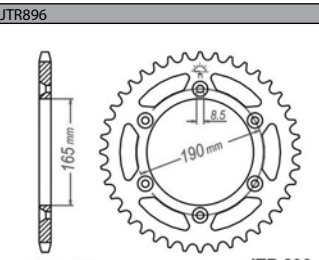
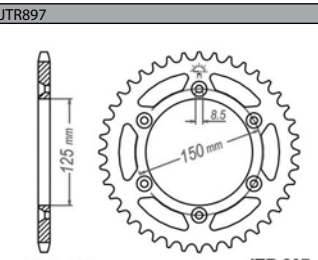
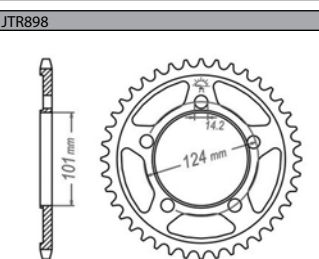
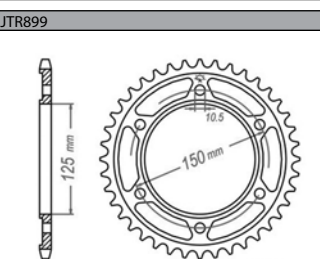
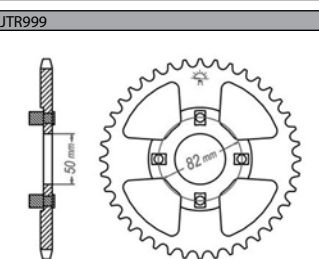
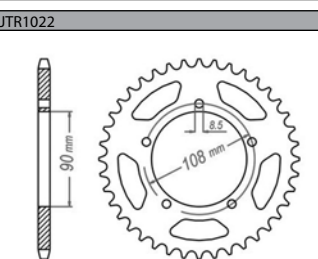
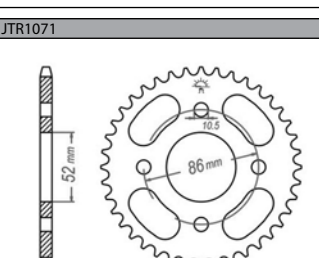
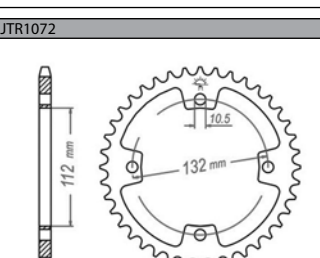
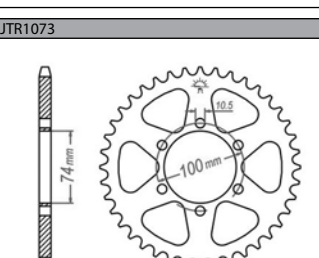
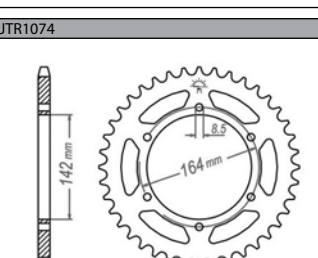
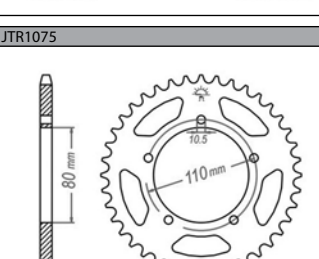
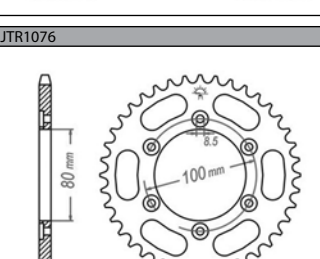
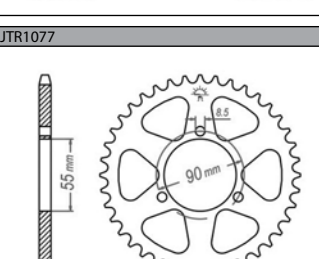
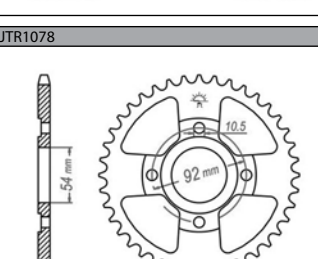
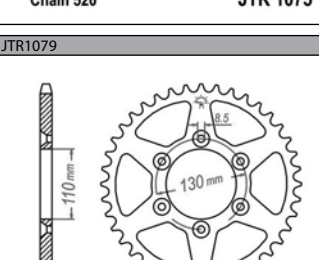
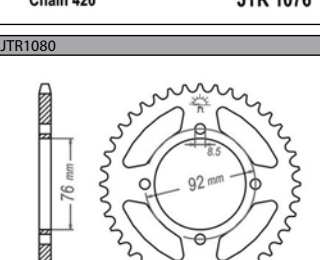
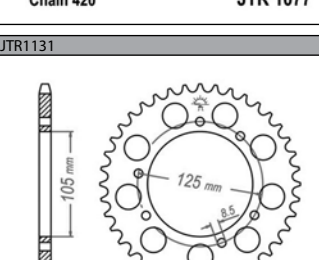
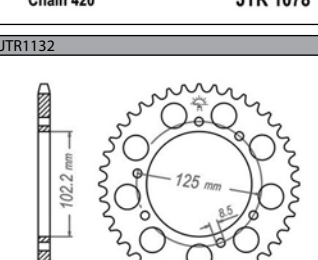
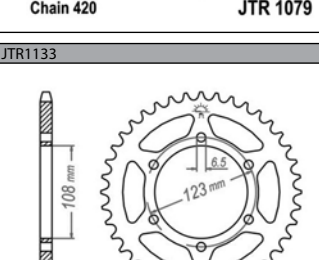
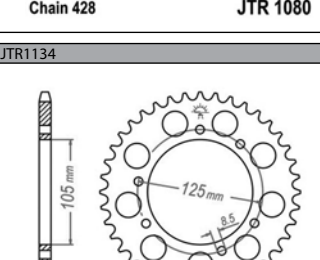
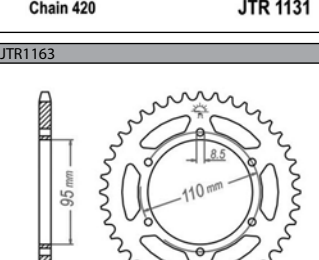
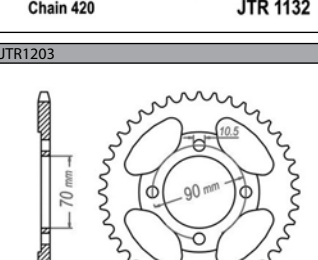
<p>JTR247</p>  <p>Chain 520 JTR 247</p>	<p>JTR248</p>  <p>Chain 520 JTR 248</p>	<p>JTR251</p>  <p>Chain 520 JTR 251</p>	<p>JTR254</p>  <p>Chain 520 JTR 254</p>
<p>JTR255</p>  <p>Chain 420 JTR 255</p>	<p>JTR256</p>  <p>Chain 420 JTR 256</p>	<p>JTR257</p>  <p>Chain 420 JTR 257</p>	<p>JTR260</p>  <p>Chain 520 JTR 260</p>
<p>JTR262</p>  <p>Chain 428 JTR 262</p>	<p>JTR263</p>  <p>Chain 428 JTR 263</p>	<p>JTR264</p>  <p>Chain 428 JTR 264</p>	<p>JTR267</p>  <p>Chain 428 JTR 267</p>
<p>JTR269</p>  <p>Chain 428 JTR 269</p>	<p>JTR271</p>  <p>Chain 428 JTR 271</p>	<p>JTR272</p>  <p>Chain 520 JTR 272</p>	<p>JTR273</p>  <p>Chain 520 JTR 273</p>
<p>JTR277</p>  <p>Chain 520 JTR 277</p>	<p>JTR278</p>  <p>Chain 50 JTR 278</p>	<p>JTR279</p>  <p>Chain 520 JTR 279</p>	<p>JTR280</p>  <p>Chain 50 JTR 280</p>
<p>JTR282</p>  <p>Chain 50 JTR 282</p>	<p>JTR284</p>  <p>Chain 50 JTR 284</p>	<p>JTR298</p>  <p>Chain 50 JTR 298</p>	<p>JTR300</p>  <p>Chain 525 JTR 300</p>
<p>JTR301</p>  <p>Chain 520 JTR 301</p>	<p>JTR302</p>  <p>Chain 50 JTR 302</p>	<p>JTR312</p>  <p>Chain 525 JTR 312</p>	<p>JTR333</p>  <p>Chain 630 JTR 333</p>

<p>JTR336</p> <p>Chain 630 JTR 336</p>	<p>JTR343</p> <p>Chain 50 JTR 343</p>	<p>JTR458</p> <p>Chain 428 JTR 458</p>	<p>JTR459</p> <p>Chain 428 JTR 459</p>
<p>JTR460</p> <p>Chain 520 JTR 460</p>	<p>JTR461</p> <p>Chain 420 JTR 461</p>	<p>JTR462</p> <p>Chain 428 JTR 462</p>	<p>JTR463</p> <p>Chain 428 JTR 463</p>
<p>JTR464</p> <p>Chain 420 JTR 464</p>	<p>JTR468</p> <p>Chain 428 JTR 468</p>	<p>JTR469</p> <p>Chain 428 JTR 469</p>	<p>JTR471</p> <p>Chain 428 JTR 471</p>
<p>JTR472</p> <p>Chain 520 JTR 472</p>	<p>JTR473</p> <p>Chain 520 JTR 473</p>	<p>JTR474</p> <p>Chain 525 JTR 474</p>	<p>JTR475</p> <p>Chain 520 JTR 475</p>
<p>JTR476</p> <p>Chain 50 JTR 476</p>	<p>JTR477</p> <p>Chain 520 JTR 477</p>	<p>JTR478</p> <p>Chain 520 JTR 478</p>	<p>JTR479</p> <p>Chain 50 JTR 479</p>
<p>JTR481</p> <p>Chain 50 JTR 481</p>	<p>JTR482</p> <p>Chain 50 JTR 482</p>	<p>JTR483</p> <p>Chain 630 JTR 483</p>	<p>JTR485</p> <p>Chain 428 JTR 485</p>
<p>JTR486</p> <p>Chain 520 JTR 486</p>	<p>JTR487</p> <p>Chain 520 JTR 487</p>	<p>JTR488</p> <p>Chain 50 JTR 488</p>	<p>JTR491</p> <p>Chain 520 JTR 491</p>

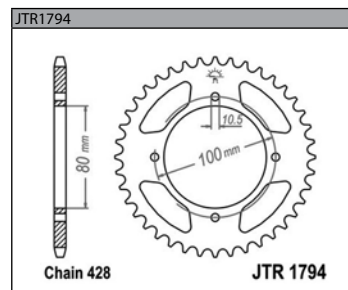
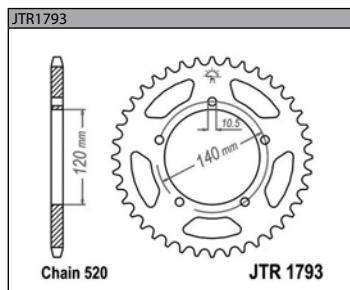
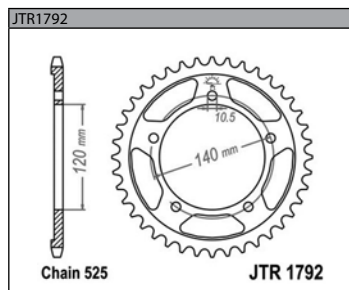
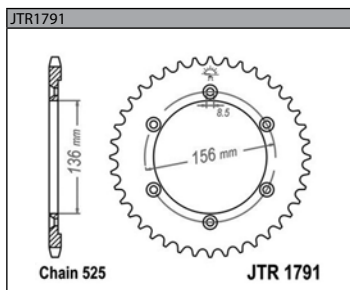
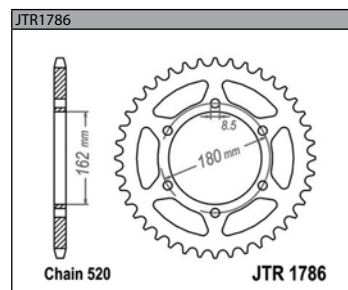
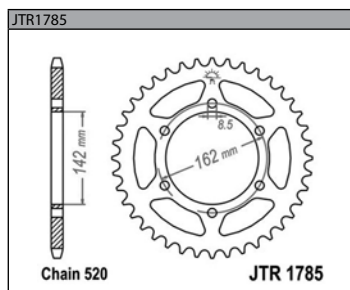
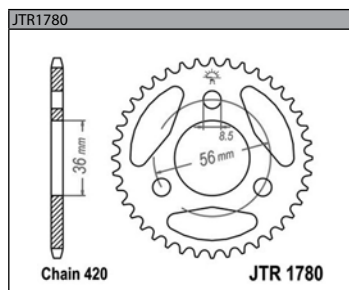
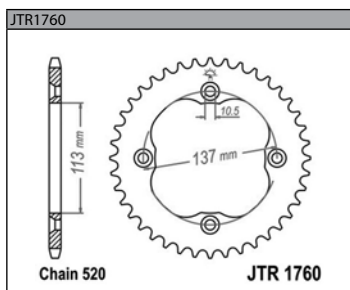
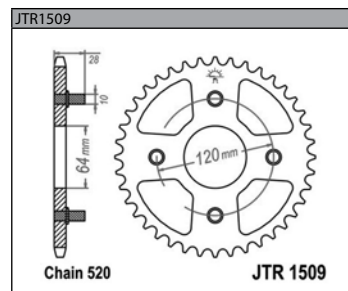
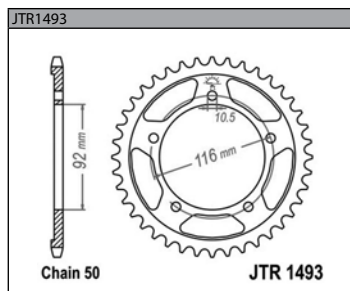
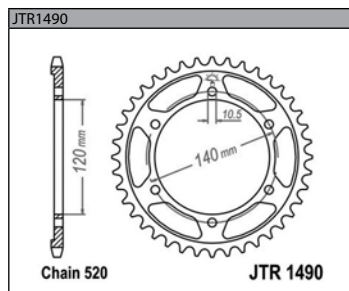
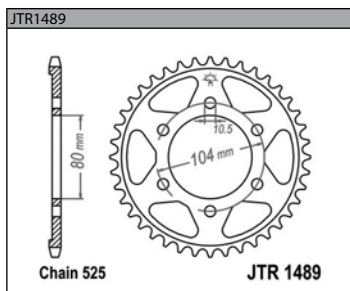
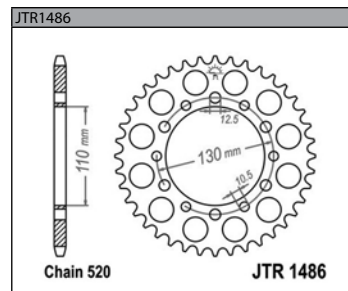
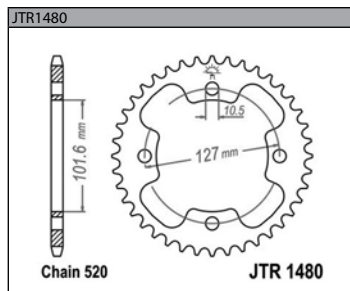
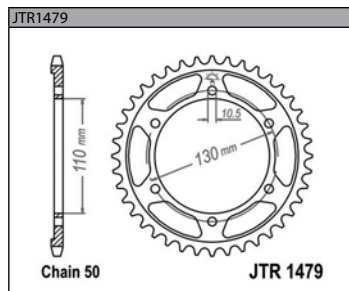
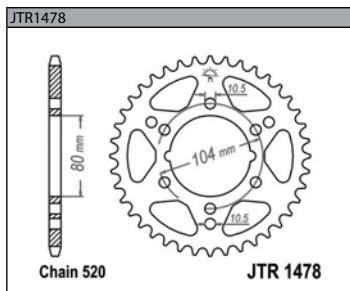
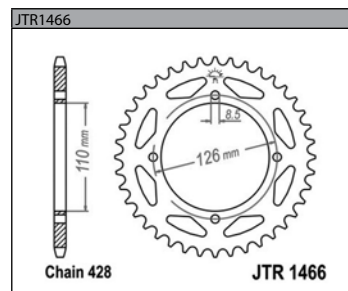
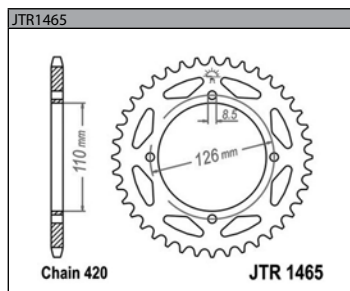
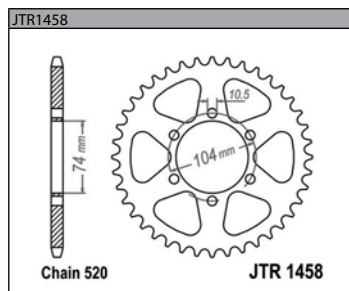
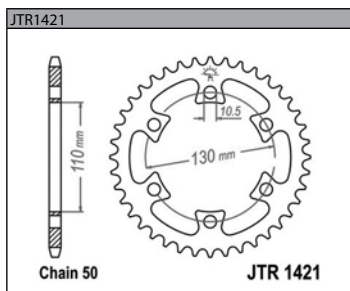
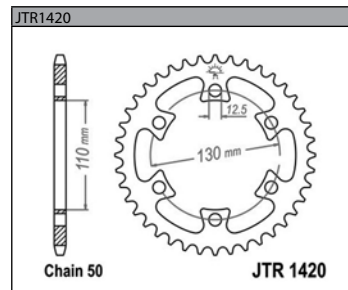
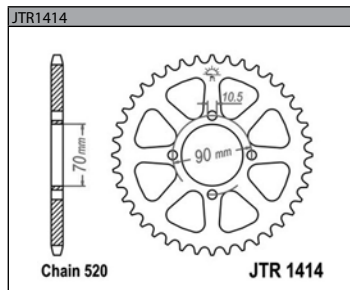
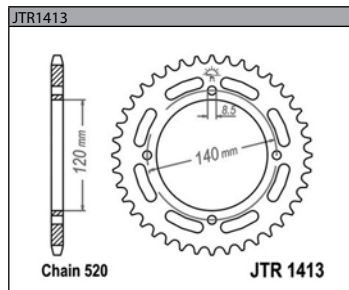
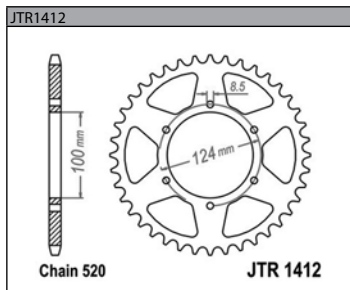
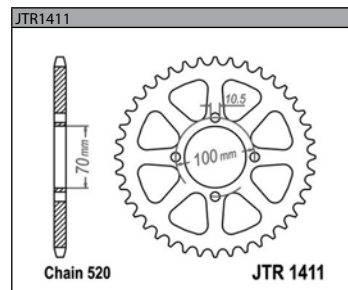
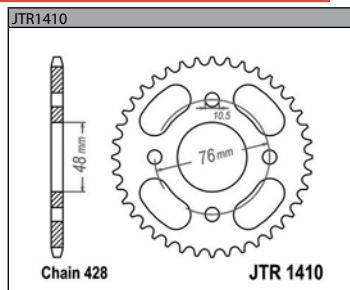
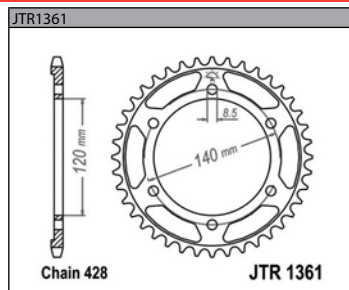
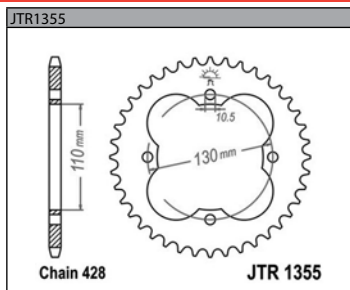
<p>JTR498</p> <p>Chain 525 JTR 498</p>	<p>JTR499</p> <p>Chain 50 JTR 499</p>	<p>JTR500</p> <p>Chain 632 JTR 500</p>	<p>JTR501</p> <p>Chain 630 JTR 501</p>
<p>JTR502</p> <p>Chain 50 JTR 502</p>	<p>JTR503</p> <p>Chain 532 JTR 503</p>	<p>JTR506</p> <p>Chain 630 JTR 506</p>	<p>JTR510</p> <p>Chain 520 JTR 510</p>
<p>JTR600</p> <p>Chain 428 JTR 600</p>	<p>JTR602</p> <p>Chain 520 JTR 602</p>	<p>JTR604</p> <p>Chain 520 JTR 604</p>	<p>JTR605</p> <p>Chain 520 JTR 605</p>
<p>JTR606</p> <p>Chain 520 JTR 606</p>	<p>JTR610</p> <p>Chain 520 JTR 610</p>	<p>JTR611</p> <p>Chain 520 JTR 611</p>	<p>JTR696</p> <p>Chain 428 JTR 696</p>
<p>JTR698</p> <p>Chain 520 JTR 698</p>	<p>JTR701</p> <p>Chain 520 JTR 701</p>	<p>JTR702</p> <p>Chain 525 JTR 702</p>	<p>JTR703</p> <p>Chain 520 JTR 703</p>
<p>JTR714</p> <p>Chain 520 JTR 714</p>	<p>JTR718</p> <p>Chain 50 JTR 718</p>	<p>JTR729</p> <p>Chain 50 JTR 729</p>	<p>JTR735</p> <p>Chain 520 JTR 735</p>
<p>JTR744</p> <p>Chain 525 JTR 744</p>	<p>JTR745</p> <p>Chain 525 JTR 745</p>	<p>JTR798</p> <p>Chain 428 JTR 798</p>	<p>JTR799</p> <p>Chain 420 JTR 799</p>

<p>Chain 420 JTR 801</p>	<p>Chain 428 JTR 802</p>	<p>Chain 428 JTR 804</p>	<p>Chain 428 JTR 805</p>
<p>Chain 525 JTR 807</p>	<p>Chain 520 JTR 808</p>	<p>Chain 428 JTR 809</p>	<p>Chain 428 JTR 809/2</p>
<p>Chain 428 JTR 809</p>	<p>Chain 428 JTR 810</p>	<p>Chain 520 JTR 811</p>	<p>Chain 525 JTR 812</p>
<p>Chain 525 JTR 813</p>	<p>Chain 50 JTR 814</p>	<p>Chain 520 JTR 815</p>	<p>Chain 50 JTR 816</p>
<p>Chain 520 JTR 817</p>	<p>Chain 630 JTR 818</p>	<p>Chain 520 JTR 819</p>	<p>Chain 520 JTR 819/2</p>
<p>Chain 520 JTR 819</p>	<p>Chain 520 JTR 820</p>	<p>Chain 520 JTR 822</p>	<p>Chain 520 JTR 823</p>
<p>Chain 50 JTR 824</p>	<p>Chain 520 JTR 826</p>	<p>Chain 532 JTR 827</p>	<p>Chain 520 JTR 828</p>

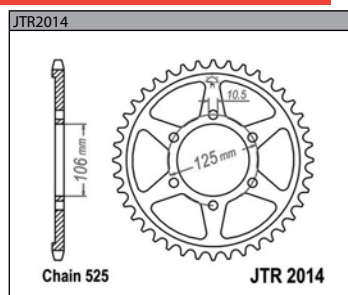
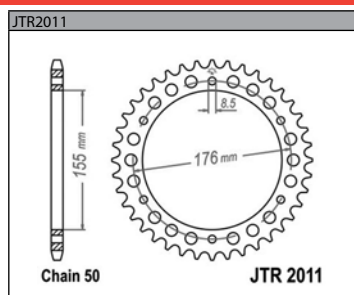
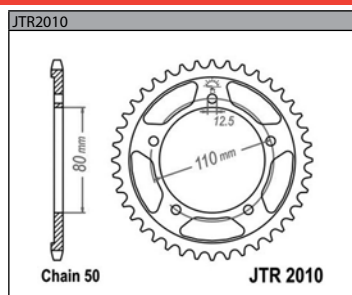
<p>JTR829</p>  <p>Chain 50 JTR 829</p>	<p>JTR830</p>  <p>Chain 532 JTR 830</p>	<p>JTR831</p>  <p>Chain 428 JTR 831</p>	<p>JTR832</p>  <p>Chain 420 JTR 832</p>
<p>JTR833</p>  <p>Chain 428 JTR 833</p>	<p>JTR834</p>  <p>Chain 420 JTR 834</p>	<p>JTR835</p>  <p>Chain 428 JTR 835</p>	<p>JTR836</p>  <p>Chain 428 JTR 836</p>
<p>JTR837</p>  <p>Chain 428 JTR 837</p>	<p>JTR838</p>  <p>Chain 428 JTR 838</p>	<p>JTR839</p>  <p>Chain 428 JTR 839</p>	<p>JTR840</p>  <p>Chain 50 JTR 840</p>
<p>JTR841</p>  <p>Chain 50 JTR 841</p>	<p>JTR843</p>  <p>Chain 428 JTR 843</p>	<p>JTR844</p>  <p>Chain 525 JTR 844</p>	<p>JTR845</p>  <p>Chain 520 JTR 845</p>
<p>JTR846</p>  <p>Chain 520 JTR 846</p>	<p>JTR848</p>  <p>Chain 50 JTR 848</p>	<p>JTR849</p>  <p>Chain 50 JTR 849</p>	<p>JTR850</p>  <p>Chain 50 JTR 850</p>
<p>JTR852</p>  <p>Chain 50 JTR 852</p>	<p>JTR853</p>  <p>Chain 520 JTR 853</p>	<p>JTR854</p>  <p>Chain 50 JTR 854</p>	<p>JTR855</p>  <p>Chain 520 JTR 855</p>
<p>JTR856</p>  <p>Chain 50 JTR 856</p>	<p>JTR857</p>  <p>Chain 520 JTR 857</p>	<p>JTR858</p>  <p>Chain 630 JTR 858</p>	<p>JTR859</p>  <p>Chain 50 JTR 859</p>

 <p>Chain 50 JTR 862</p>	 <p>Chain 50 JTR 865</p>	 <p>Chain 532 JTR 866</p>	 <p>Chain 525 JTR 867</p>
 <p>Chain 420 JTR 894</p>	 <p>Chain 428 JTR 895</p>	 <p>Chain 520 JTR 896</p>	 <p>Chain 520 JTR 897</p>
 <p>Chain 525 JTR 898</p>	 <p>Chain 525 JTR 899</p>	 <p>Chain 428 JTR 999</p>	 <p>Chain 50 JTR 1022</p>
 <p>Chain 520 JTR 1071</p>	 <p>Chain 520 JTR 1072</p>	 <p>Chain 520 JTR 1073</p>	 <p>Chain 525 JTR 1074</p>
 <p>Chain 520 JTR 1075</p>	 <p>Chain 420 JTR 1076</p>	 <p>Chain 420 JTR 1077</p>	 <p>Chain 420 JTR 1078</p>
 <p>Chain 420 JTR 1079</p>	 <p>Chain 428 JTR 1080</p>	 <p>Chain 420 JTR 1131</p>	 <p>Chain 420 JTR 1132</p>
 <p>Chain 420 JTR 1133</p>	 <p>Chain 428 JTR 1134</p>	 <p>Chain 428 JTR 1163</p>	 <p>Chain 420 JTR 1203</p>

<p>JTR1204</p> <p>Chain 428 JTR 1204</p>	<p>JTR1206</p> <p>Chain 428 JTR 1206</p>	<p>JTR1207</p> <p>Chain 520 JTR 1207</p>	<p>JTR1208</p> <p>Chain 520 JTR 1208</p>
<p>JTR1209</p> <p>Chain 520 JTR 1209</p>	<p>JTR1213</p> <p>Chain 420 JTR 1213</p>	<p>JTR1214</p> <p>Chain 420 JTR 1214</p>	<p>JTR1244</p> <p>Chain 428 JTR 1244</p>
<p>JTR1249</p> <p>Chain 428 JTR 1249</p>	<p>JTR1250</p> <p>Chain 428 JTR 1250</p>	<p>JTR1258</p> <p>Chain 428 JTR 1258</p>	<p>JTR1303</p> <p>Chain 520 JTR 1303</p>
<p>JTR1304</p> <p>Chain 525 JTR 1304</p>	<p>JTR1306</p> <p>Chain 50 JTR 1306</p>	<p>JTR1307</p> <p>Chain 525 JTR 1307</p>	<p>JTR1308</p> <p>Chain 520 JTR 1308</p>
<p>JTR1311</p> <p>Chain 525 JTR 1311</p>	<p>JTR1313</p> <p>Chain 525 JTR 1313</p>	<p>JTR1314</p> <p>Chain 525 JTR 1314</p>	<p>JTR1315</p> <p>Chain 520 JTR 1315</p>
<p>JTR1332</p> <p>Chain 525 JTR 1332</p>	<p>JTR1334</p> <p>Chain 50 JTR 1334</p>	<p>JTR1342</p> <p>Also Use JTR1340</p> <p>Chain 50 JTR 1342</p>	<p>JTR1350</p> <p>Chain 520 JTR 1350</p>
<p>JTR1351</p> <p>Chain 520 JTR 1351</p>	<p>JTR1352</p> <p>Chain 520 JTR 1352</p>	<p>JTR1353</p> <p>Chain 520 JTR 1353</p>	<p>JTR1354</p> <p>Chain 520 JTR 1354</p>



<p>JTR1795</p> <p>Chain 520 JTR 1795</p>	<p>JTR1796</p> <p>Chain 428 JTR 1796</p>	<p>JTR1797</p> <p>Chain 50 JTR 1797</p>	<p>JTR1800</p> <p>Chain 50 JTR 1800</p>
<p>JTR1806</p> <p>Chain 428 JTR 1806</p>	<p>JTR1821</p> <p>Chain 525 JTR 1821</p>	<p>JTR1825</p> <p>Chain 520 JTR 1825</p>	<p>JTR1826</p> <p>Chain 520 JTR 1826</p>
<p>JTR1832</p> <p>Chain 420 JTR 1832</p>	<p>JTR1839</p> <p>Chain 428 JTR 1839</p>	<p>JTR1842</p> <p>Chain 428 JTR 1842</p>	<p>JTR1843</p> <p>Chain 428 JTR 1843</p>
<p>JTR1844</p> <p>Chain 428 JTR 1844</p>	<p>JTR1845</p> <p>Chain 520 JTR 1845</p>	<p>JTR1847</p> <p>Chain 428 JTR 1847</p>	<p>JTR1857</p> <p>Chain 520 JTR 1857</p>
<p>JTR1869</p> <p>Chain 428 JTR 1869</p>	<p>JTR1870</p> <p>Chain 428 JTR 1870</p>	<p>JTR1871</p> <p>Chain 50 JTR 1871</p>	<p>JTR1873</p> <p>Chain 532 JTR 1873</p>
<p>JTR1874</p> <p>Chain 428 JTR 1874</p>	<p>JTR1875</p> <p>Chain 532 JTR 1875</p>	<p>JTR1876</p> <p>Chain 525 JTR 1876</p>	<p>JTR1910</p> <p>Chain 520 JTR 1910</p>
<p>JTR1912</p> <p>Chain 520 JTR 1912</p>	<p>JTR1925</p> <p>Chain 428 JTR 1925</p>	<p>JTR1950</p> <p>Chain 520 JTR 1950</p>	<p>JTR1977</p> <p>Chain 520 JTR 1977</p>



Athena - paski napędowe i wariatory

Poj. (cm3)	Model	Rok od	Rok do	Pasek napędowy			Wym. Rolek (mm)	Wariator sportowy		
				Standard	Cena	Platinum	Cena	Nr katalogowy	Cena	
APRILIA										
50	AMICO 50	1996	1998	S410000350001	46,76	S41PLAT001	81,36	15x12	P400485110001	240,44
		1999	2009	S410000350001	46,76	S41PLAT001	81,36	15x12		
50	AMICO LX SPORT CAT	1992	2009	S410000350001	46,76	S41PLAT001	81,36			
50	AREA 51 LC	1998	2000	S410000350001	46,76	S41PLAT001	81,36	15x12	P400485110001	240,44
50	GULLIVER 50	1995	1998	S410000350001	46,76	S41PLAT001	81,36	15x12	P400485110001	240,44
		1999	2008	S410000350001	46,76	S41PLAT001	81,36	15x12		
50	GULLIVER 50 LC	1996	1998	S410000350001	46,76	S41PLAT001	81,36	15x12	P400485110001	240,44
		1999	2008	S410000350001	46,76	S41PLAT001	81,36	15x12		
		1999	2001	S410000350038	56,79	S41PLAT038	95,63	16x13	P400510110005	240,86
50	HABANA 50	2002	2002	S410000350038	56,79	S41PLAT038	95,63	16x13		
		2003	2003	S410000350001	46,76	S41PLAT001	81,36	16x13		
50	HABANA CUSTOM 50	1999	2003	S410000350038	56,79	S41PLAT038	95,63			
50	MOJITO CUSTOM	1999	2008	S410000350038	56,79	S41PLAT038	95,63			
50	MOJITO RETRO	1999	2000	S410000350038	56,79	S41PLAT038	95,63		P400485110005	543,82
		2009	2009	S410000350038	56,79	S41PLAT038	95,63			
50	RACING 50 LC		2006	S410000350001	46,76	S41PLAT038	95,63			
50	RALLY 50	1995	2002	S410000350001	46,76	S41PLAT001	81,36	15x12	P400485110001	240,44
		2007	2007	S410000350001	46,76	S41PLAT001	81,36	15x12		
50	RALLY 50 LC	1996	1999	S410000350001	46,76	S41PLAT001	81,36	15x12	P400485110001	240,44
		2002	2002	S410000350001	46,76	S41PLAT001	81,36	15x12		
50	SCARABEO 100	2000	2000	S410000350001	46,76	S41PLAT001	81,36			
		1999	1999	S410000350001	46,76	S41PLAT001	81,36			
50	SCARABEO 4T RESTYLING EU3	2006	2007	S410000350014	54,45	S41PLAT037	102,94		P400480110002	250,06
		2008	2008	S410000350014	54,45	S41PLAT014	97,33		P400480110002	250,06
		1993	2005	S410000350001	46,76	S41PLAT001	81,36	15x12	P400485110001	240,44
50	SCARABEO 50	2006	2007	S410000350001	46,76	S41PLAT001	81,36	15x12		
		2008	2008	S410000350037	77,17	S41PLAT037	102,94	15x12		
		2002	2005	S410000350014	54,45	S41PLAT014	97,33			
50	SCARABEO 50 4T	2006	2007	S410000350014	54,45	S41PLAT014	97,33		P400480110002	250,06
		2008	2008	S410000350001	46,76	S41PLAT001	81,36		P400480110002	250,06
		2001	2004	S410000350038	56,79	S41PLAT038	95,63	16x13	P400010110002	240,86
50	SCARABEO DITECH 50	2005	2007	S410000350038	56,79	S41PLAT038	95,63	16x13		
		2008	2008	S410000350014	54,45	S41PLAT014	97,33	16x13		
50	SCARABEO STREET 50	2003	2007	S410000350014	54,45	S41PLAT014	97,33			
		2008	2008	S410000350038	56,79	S41PLAT038	95,63			
50	SCARABEO STREET RESTYLING	2006	2008	S410000350014	54,45	S41PLAT014	97,33		P400480110002	250,06
50	SONIC 50	1998	2004	S410000350008	49,14	S41PLAT008	94,60	15x12	P400485110001	240,44
		2008	2008	S410000350014	54,45	S41PLAT014	97,33	15x12		
50	SONIC 50 GP	1998	2006	S410000350008	49,14	S41PLAT008	94,60		P400485110002	577,07
50	SONIC 50 LC	1998	2007	S410000350008	49,14	S41PLAT008	94,60	15x12	P400485110001	240,44
50	SPORT CITY ONE 50 2T	2002	2002	S410000350008	49,14	S41PLAT008	94,60			
		2008	2008	S410000350014	54,45	S41PLAT014	97,33		P400480110002	250,06
50	SPORT CITY ONE 50 4T	2008	2009	S410000350014	54,45	S41PLAT014	97,33		P400480110002	250,06
50	SR 50 (PIONOWY CYLINDER)	2009	2009	S410000350014	54,45	S41PLAT014	97,33	15x12	P400485110001	240,44
			2004	S410000350001	46,76	S41PLAT001	81,36	15x12	P400485110001	240,44
50	SR 50 / REPLICA AC	1994	2001	S410000350001	46,76	S41PLAT001	81,36	15x12	P400485110001	240,44
		2002	2005	S410000350001	46,76	S41PLAT001	81,36	15x12		
50	SR 50 / REPLICA LC	2000	2005	S410000350001	46,76	S41PLAT001	81,36	15x12	P400010110002	240,86
			1999	S410000350001	46,76	S41PLAT001	81,36	15x12	P400485110001	240,44
50	SR 50 LC	1994	2000	S410000350001	46,76	S41PLAT001	81,36	15x12	P400485110001	240,44
		2001	2008	S410000350001	46,76	S41PLAT001	81,36	15x12		
50	SR 50 R FACTORY (SILNIK APRILIA)	2005	2007	S410000350038	56,79	S41PLAT038	95,63		P400480110002	250,06
		2006	2006	S410000350001	46,76	S41PLAT038	95,63		P400480110002	250,06
50	SR 50 RACING LC	2008	2008	S410000350038	56,79	S41PLAT038	95,63	15x12	P400485110001	240,44
			2007	S410000350001	46,76	S41PLAT001	81,36	15x12	P400485110001	240,44
50	SR 50 STEALTH LC		2009	S410000350001	46,76	S41PLAT001	81,36	15x12	P400485110001	240,44
50	SR DI TECH 50 (MOT. PIAGGIO)	2003	2006	S410000350015	54,45	S41PLAT015	142,62	16x13		
		2007	2007	S410000350001	46,76	S41PLAT001	81,36	16x13		
50	SR DI TECH 50 I.E. (MOT. APRILIA)	2000	2000	S410000350038	56,79	S41PLAT038	95,63	16x13	P400010110002	240,86
		2006	2006	S410000350015	54,45	S41PLAT015	142,62	16x13		
50	SR DI TECH EURO2 50	2001	2002	S410000350038	56,79	S41PLAT038	95,63			
50	SR NETSCAPER 50 LC	2002	2002	S410000350038	56,79	S41PLAT038	95,63	15x12	P400485110001	240,44
			2005	S410000350001	46,76	S41PLAT001	81,36	15x12	P400485110001	240,44
50	SR R	2006	2006	S410000350001	46,76	S41PLAT001	81,36		P400480110002	250,06
50	SR R FACTORY	2004	2007	S410000350015	54,45	S41PLAT015	142,62		P400480110002	250,06
50	SR STREET	2003	2008	S410000350015	54,45	S41PLAT015	142,62			
		1997	2001	S410000350001	46,76	S41PLAT001	81,36	15x12	P400485110001	240,44
50	SR WWW 50	2002	2007	S410000350001	46,76	S41PLAT001	81,36	15x12		
		2008	2008	S410000350015	54,45	S41PLAT015	142,62	15x12		
100	ATLANTIC 125	2006	2006	S410000350015	54,45	S41PLAT015	142,62			
100	SCARABEO 100	2000	2000	S410000350037	77,17	S41PLAT037	102,94	15x12	P400485110004	284,55
100	SCARABEO 100 4T	2001	2001	S410000350037	77,17	S41PLAT037	102,94	15x12		
		2002	2007	S410000350015	54,45	S41PLAT015	142,62	15x12		
100	SCARABEO 4T / RESTYLING EU3 50 4T	2006	2006	S410000350015	54,45	S41PLAT015	142,62			
125	ATLANTIC 125	2003	2005	S410000350046	172,11	S41PLAT046	508,64	20x17	P400480110005	528,98
125	ATLANTIC EU3 125	2006	2006	S410000350046	172,11	S41PLAT046	508,64		P400480110005	528,98
125	LEONARDO 150 4T	2003	2003	S410000350021	68,52	S41PLAT021	141,23			
125	LEONARDO ST 125	2001	2002	S410000350015	54,45	S41PLAT015	142,62	20x17	P400010110001	551,10
		2006	2006	S410000350024	57,48	S41PLAT064	183,94	20x17	P400010110001	551,10
125	SPORT CITY 125	2003	2003	S410000350015	54,45	S41PLAT015	142,62			
		2004	2009			S41PLAT069	205,58			
125	SPORT CITY EU3	2006	2008			S41PLAT069	205,58		P400480110005	528,98
		2010				S41PLAT069	205,58			
125	SPORT CITY ONE	2008	2008	S410000350024	57,48	S41PLAT064	183,94		P400485110005	543,82

Poj. [cm3]	Model	Rok od	Rok do	Pasek napędowy			Wym. Rolek (mm)	Wariator sportowy		
				Standard	Cena	Platinum		Cena	Nr katalogowy	Cena
125	SPORT CITY ONE	2009	2009			S41PLAT069	205,58		P400485110005	543,82
125	SR 125	1999	2001	S410000350021	68,52	S41PLAT021	141,23	19x17	P400480110004	551,10
		2002	2002	S410000350021	68,52	S41PLAT021	141,23	19x17		
		2009	2009	S410000350024	57,48	S41PLAT064	183,94	19x17		
150	ATLANTIC 200 4T LC	2000	2000	S410000350021	68,52	S41PLAT021	141,23			
150	LEONARDO 150 4T	1996	2008	S410000350015	54,45	S41PLAT015	142,62	20x17		
		1999	2001	S410000350015	54,45	S41PLAT015	142,62	20x17	P400010110001	551,10
150	LEONARDO ST 150	2001	2009	S410000350015	54,45	S41PLAT015	142,62	20x17	P400010110001	551,10
		2003	2008	S410000350024	57,48	S41PLAT064	183,94			
150	MOJITO 150	2004	2004	S410000350015	54,45	S41PLAT064	183,94			
		1999	2003	S410000350015	54,45	S41PLAT015	142,62	20x17	P400010110001	551,10
150	SCARABEO 150 4T	2004	2008	S410000350015	54,45	S41PLAT015	142,62	20x17		
		2007	2007	S410000350015	54,45	S41PLAT064	183,94	20x17		
		2009	2009	S410000350024	57,48	S41PLAT015	142,62	20x17		
		1999	1999	S410000350024	57,48	S41PLAT021	141,23	19x17	P400480110004	551,10
150	SR 150	2000	2008	S410000350021	68,52	S41PLAT021	141,23	19x17	P400480110004	551,10
		2009	2009	S410000350015	54,45	S41PLAT021	141,23	19x17	P400480110004	551,10
		2003	2003	S410000350046	172,11	S41PLAT046	508,64	20x17	P400480110010	528,98
200	ATLANTIC 200 4T LC	2006	2006	S410000350048	213,29					
200	ATLANTIC EU3 250									
200	SCARABEO / SCARABEO GT 200	1999	2002	S410000350015	54,45	S41PLAT015	142,62			
		2003	2003	S410000350015	54,45	S41PLAT015	142,62		P400480110010	528,98
		2004	2004	S410000350046	172,11	S41PLAT015	142,62		P400480110010	528,98
		2004	2004	S410000350015	54,45	S41PLAT015	142,62			
200	SR 200 SPORT CITY	2005	2005	S410000350048	213,29					
250	ATLANTIC EU3 250	2006	2008	S410000350024	57,48	S41PLAT064	183,94		P400480110010	528,98
250	HACKER 50	2009	2009			S41PLAT067	376,54			
250	LEONARDO 250	1999	1999	S410000350022	72,18	S41PLAT022	194,76	20x12	P400485110002	577,07
		2000	2004			S41PLAT022	194,76	20x12	P400485110002	577,07
		2005	2008			S41PLAT022	194,76	20x12		
		2009	2009	S410000350024	57,48	S41PLAT064	183,94	20x12		
250	LEONARDO ST 250	2000	2000	S410000350022	72,18	S41PLAT022	194,76	20x12		
		2001	2008	S410000350022	72,18	S41PLAT022	194,76	20x12	P400485110002	577,07
250	SCARABEO LIGHT 250	2006	2008			S41PLAT067	376,54		P400480110010	528,98
		2009	2009	S410000350022	72,18	S41PLAT022	194,76			
BENELLI										
50	491 GT 50 AC	1998	1999	S410000350001	46,76	S41PLAT001	81,36	15x12	P400485110001	240,44
		2000	2001	S410000350001	46,76	S41PLAT001	81,36	15x12		
50	491 RACING 50 LC	1998	1999	S410000350001	46,76	S41PLAT001	81,36	15x12	P400485110001	240,44
		2000	2002	S410000350001	46,76	S41PLAT001	81,36	15x12		
50	491 RR 50 LC	1999	2001	S410000350001	46,76	S41PLAT001	81,36	15x12	P400485110001	240,44
		2002	2003	S410000350001	46,76	S41PLAT001	81,36	15x12		
50	491 SPORT 50 LC	1998	1999	S410000350001	46,76	S41PLAT001	81,36	15x12	P400485110001	240,44
50	491 ST 50	1998	1998	S410000350001	46,76	S41PLAT001	81,36	15x12		
		1999	2000	S410000350001	46,76	S41PLAT001	81,36	15x12	P400485110001	240,44
50	K2 50	1998	2001	S410000350001	46,76	S41PLAT001	81,36	15x12	P400485110001	240,44
50	K2 50 LC	1998	2001	S410000350001	46,76	S41PLAT001	81,36	15x12	P400485110001	240,44
50	PEPE 50	1999	2001	S410000350001	46,76	S41PLAT001	81,36	15x12	P400485110001	240,44
		2002	2004	S410000350001	46,76	S41PLAT001	81,36	15x12		
50	VELVET 125 4T LC	2004	2004	S410000350001	46,76	S41PLAT001	81,36			
125	ADIVA 150 4T	2010		S410000350021	68,52	S41PLAT021	141,23			
125	VELVET 125 4T LC	1999	2001	S410000350021	68,52	S41PLAT021	141,23	20x12	P400485110003	540,66
		2002	2010	S410000350021	68,52	S41PLAT021	141,23	20x12		
125	VELVET TOURING 125 4T LC	2002	2003	S410000350021	68,52	S41PLAT021	141,23	20x12	P400485110003	540,66
		2004	2009	S410000350021	68,52	S41PLAT021	141,23	20x12		
150	ADIVA 150 4T	2001	2002	S410000350024	57,48	S41PLAT064	183,94	20x17	P400480110005	528,98
		2003	2006	S410000350024	57,48	S41PLAT064	183,94	20x17		
		1999	2000	S410000350021	68,52	S41PLAT021	141,23	20x12	P400485110003	540,66
150	VELVET 150 4T LC	2007	2007	S410000350024	57,48	S41PLAT064	183,94	20x12		
		2008	2008	S410000350021	68,52	S41PLAT021	141,23			
150	VELVET 250 4T LC ECO	2000	2008	S410000350021	68,52	S41PLAT021	141,23	20x12		
		2002	2003	S410000350021	68,52	S41PLAT021	141,23	20x12	P400485110003	540,66
250	ARK 50	2009	2009	S410000350022	72,18	S41PLAT022	194,76			
250	VELVET 250 4T LC ECO	1999	2001	S410000350022	72,18	S41PLAT022	194,76	20x12	P400485110002	577,07
		2002	2005	S410000350022	72,18	S41PLAT022	194,76	20x12		
		1999	2009			S41PLAT022	194,76	20x12		
250	VELVET TOURING 250	2002	2003	S410000350022	72,18	S41PLAT022	194,76	20x12	P400485110002	577,07
		2004	2008	S410000350022	72,18	S41PLAT022	194,76	20x12		
BETA										
50	ARK 50	1996	2007	S410000350001	46,76	S41PLAT001	81,36	15x12	P400485110001	240,44
50	ARK 50 LC	1996	2003	S410000350001	46,76	S41PLAT001	81,36	15x12	P400485110001	240,44
		2008	2008	S410000350001	46,76	S41PLAT001	81,36	15x12		
50	ARK PRO RACE 50 LC		2004	S410000350001	46,76	S41PLAT001	81,36	15x12	P400485110001	240,44
50	ARK SERIE K 50 LC	1998	2006	S410000350001	46,76	S41PLAT001	81,36	15x12	P400485110001	240,44
50	EIKON 125	2008	2008	S410000350001	46,76	S41PLAT001	81,36			
50	EIKON 50 LC	1999	2003	S410000350001	46,76	S41PLAT001	81,36	15x12	P400485110001	240,44
		2004	2006	S410000350001	46,76	S41PLAT001	81,36	15x12		
		1995	1999	S410000350001	46,76	S41PLAT001	81,36	15x12	P400485110001	240,44
50	QUADRA CHRONO 502 50	2000	2008	S410000350001	46,76	S41PLAT001	81,36	15x12		
		1994	1999	S410000350001	46,76	S41PLAT001	81,36	15x12	P400485110001	240,44
50	TEMPO 50	2000	2009	S410000350001	46,76	S41PLAT001	81,36	15x12		
		2000	2002	S410000350015	54,45	S41PLAT015	142,62	20x17	P400210110004	551,10
125	EIKON 125	2003	2008	S410000350015	54,45	S41PLAT015	142,62	20x17		
125	GY6 139QMB 4T (DŁUGI WACHACZ)	2003	2003	S410000350015	54,45	S41PLAT015	142,62			
DERBI										
50	ATLANTIS 02 RED BULLET 50	2003	2003	S410000350015	54,45	S41PLAT015	142,62	16x13	P400480110002	250,06
	ATLANTIS 100 4T	1995	1995	S410000350023	38,75					
50	ATLANTIS 50 4T	2003	2003	S410000350015	54,45	S41PLAT015	142,62	16x13		
		2004	2006	S410000350014	54,45	S41PLAT014	97,33	16x13	P400480110002	250,06
50	ATLANTIS 50 EU2 2T	2007	2008	S410000350014	54,45	S41PLAT015	142,62		P400480110002	250,06
		2009	2009	S410000350015	54,45	S41PLAT015	142,62		P400480110002	250,06
50	ATLANTIS 50 EU2 4T	2009	2009	S410000350014	54,45	S41PLAT014	97,33			
50	ATLANTIS AIR 50	1999	2000	S410000350009	44,10			17x12		
		2007	2007	S410000350015	54,45	S41PLAT015	142,62	17x12		
50	ATLANTIS LC 50	1999	2001	S410000350009	44,10			17x12		
		2001	2001	S410000350009	44,10			16x13		
		2002	2002	S410000350015	54,45	S41PLAT015	142,62	16x13	P400480110002	250,06
50	BOULEVARD 50 4T	2002	2002	S410000350015	54,45	S41PLAT015	142,62			
50	BOULEVARD 50 EU2 2T	2009	2009	S410000350014	54,45	S41PLAT014	97,33		P400480110002	250,06
50	GP1 50 LC	2001	2003	S410000350015	54,45	S41PLAT015	142,62	16x13	P400480110002	250,06
		2009	2009	S410000350014	54,45	S41PLAT014	97,33	16x13		

Poj. [cm3]	Model	Rok od	Rok do	Standard	Cena	Platinum	Cena	Wym. Rolek (mm)	Wariator sportowy	Nr katalogowy	Cena
DERBI											
50	GP1 OPEN EU2	2005	2005	S410000350015	54,45	S41PLAT015	142,62				
		2006	2008	S410000350015	54,45	S41PLAT015	142,62			P400480110002	250,06
50	GP1 RACE E2 50	2005	2009	S410000350015	54,45	S41PLAT015	142,62				
		1996	1996	S410000350009	44,10			17x12			
50	HUNTER / MANHATTAN 50	2007	2007	S410000350015	54,45	S41PLAT015	142,62	17x12			
50	PADDOCK AC 50	1997	1998	S410000350009	44,10			17x12			
50	PREDATOR AC 50	1998	2000	S410000350009	44,10			17x12			
50	PREDATOR LC 50	1998	2001	S410000350009	44,10			17x12			
50	VAMOS 50	1993	1994	S410000350023	38,75			16x13	P400510110001	244,43	
		2001	2001	S410000350009	44,10			16x13			
100	ATLANTIS 100 4T	2004	2005	S410000350014	54,45	S41PLAT014	97,33				
100	BOULEVARD 125 EU3	2006	2006	S410000350014	54,45	S41PLAT014	97,33				
125	BOULEVARD 125 EU3	2002	2009	S410000350024	57,48	S41PLAT064	183,94	19x17	P400480110005	528,98	
125	BOULEVARD 150 EU3	2008	2008			S41PLAT069	205,58				
125	GP1 EU2 125	2008	2008	S410000350024	57,48	S41PLAT064	183,94		P400480110005	528,98	
		2006	2007	S410000350024	57,48	S41PLAT064	183,94				
125	GP1 LOW SEAT EU3	2008	2008	S410000350024	57,48	S41PLAT064	183,94		P400480110005	528,98	
125	RAMBLA	2008	2008	S410000350024	57,48	S41PLAT064	183,94		P400480110005	528,98	
150	BOULEVARD 150 EU3	2002	2004	S410000350024	57,48	S41PLAT064	183,94	19x17	P400480110005	528,98	
		2005	2006	S410000350024	57,48	S41PLAT064	183,94	19x17			
150	BOULEVARD 200	2007	2007	S410000350024	57,48	S41PLAT064	183,94				
200	RAMBLA 250	2005	2005	S410000350024	57,48	S41PLAT064	183,94				
250	BT49QT-2 BIG PANTHER 4T	2008	2008			S41PLAT067	376,54				
GILERA											
50	DNA 125 4T	2000	2000	S410000350015	54,45	S41PLAT015	142,62				
		2000	2002	S410000350014	54,45	S41PLAT014	97,33	16x13	P400480110002	250,06	
50	DNA 50 LC	2003	2007	S410000350014	54,45	S41PLAT014	97,33	16x13			
		2002	2002	S410000350014	54,45	S41PLAT014	97,33	16x13			
50	DNA GP EXPERIENCE 50	2003	2004	S410000350014	54,45	S41PLAT014	97,33	16x13	P400480110002	250,06	
50	EASY MOVING 50	1995	1995	S410000350006	49,14			16x13	P400480110001	240,44	
		2004	2004	S410000350014	54,45	S41PLAT014	97,33	16x13			
50	ICE 50	1996	1996	S410000350006	49,14			16x13			
		2001	2005	S410000350015	54,45	S41PLAT015	142,62	16x13	P400480110002	250,06	
50	RUNNER 50 FL	2001	2001	S410000350015	54,45	S41PLAT015	142,62	16x13			
		1997	2000	S410000350015	54,45	S41PLAT015	142,62	16x13	P400480110002	250,06	
50	RUNNER 50 LC	2002	2002	S410000350015	54,45	S41PLAT015	142,62	16x13			
		2000	2007	S410000350015	54,45	S41PLAT015	142,62				
50	RUNNER 50 SPECIAL EDITION	2002	2008	S410000350015	54,45	S41PLAT015	142,62	16x13	P400480110002	250,06	
50	RUNNER PUREJET 50	2002	2006	S410000350015	54,45	S41PLAT015	142,62	16x13	P400480110002	250,06	
		2007	2009	S410000350015	54,45	S41PLAT015	142,62	16x13			
50	RUNNER SP 50 / ST	2008	2008	S410000350015	54,45	S41PLAT015	142,62		P400480110002	250,06	
		2010		S410000350015	54,45	S41PLAT015	142,62				
50	RUNNER SP 50 LC	2002	2004	S410000350015	54,45	S41PLAT015	142,62	16x13	P400480110002	250,06	
		2005	2010	S410000350015	54,45	S41PLAT015	142,62	16x13			
50	RUNNER SP 50 RACE	2006	2010	S410000350015	54,45	S41PLAT015	142,62		P400480110002	250,06	
50	RUNNER SP 50 SC	2006	2007	S410000350015	54,45	S41PLAT015	142,62		P400480110002	250,06	
50	RUNNER SP 50 SPECIAL EDITION	2007	2007	S410000350015	54,45	S41PLAT015	142,62				
50	STALKER 50	1997	2009	S410000350015	54,45	S41PLAT015	142,62	16x13	P400480110002	250,06	
		2010		S410000350015	54,45	S41PLAT015	142,62	16x13			
50	STALKER NAKED	2008	2010	S410000350015	54,45	S41PLAT015	142,62		P400480110002	250,06	
50	STALKER SPECIAL EDITION	2007	2008	S410000350015	54,45	S41PLAT015	142,62		P400480110002	250,06	
50	STORM 50	1994	1995	S410000350011	49,14	S41PLAT011	92,59	16x13	P400480110001	240,44	
		2008	2008	S410000350015	54,45	S41PLAT015	142,62	16x13			
50	STORM EURO2	1995	1995	S410000350011	49,14	S41PLAT011	92,59				
		1994	1996	S410000350011	49,14	S41PLAT011	92,59	16x13	P400480110001	240,44	
50	TYPHOON 50	2007	2007	S410000350015	54,45	S41PLAT015	142,62	16x13			
				S410000350011	49,14	S41PLAT011	92,59	16x13			
50	TYPHOON X / X KAT 50	1994	1997	S410000350011	49,14	S41PLAT011	92,59	16x13			
		1998	1999	S410000350011	49,14	S41PLAT011	92,59	16x13	P400480110002	250,06	
50	TYPHOON XR 50	1999	1999	S410000350011	49,14	S41PLAT011	92,59	16x13			
		2000	2000	S410000350015	54,45	S41PLAT015	142,62	16x13	P400480110002	250,06	
125	DNA 180	2000	2000	S410000350021	68,52	S41PLAT021	141,23				
125	NEXUS EURO 3	2001	2001	S410000350024	57,48	S41PLAT064	183,94				
		2007	2008	S410000350024	57,48	S41PLAT064	183,94		P400480110005	528,98	
125	RUNNER 125 VX EU3 4T	2005	2008	S410000350024	57,48	S41PLAT064	183,94				
		1997	2002	S410000350021	68,52	S41PLAT021	141,23	19x17	P400480110004	551,10	
125	RUNNER FX 125 LC	2007	2007	S410000350024	57,48	S41PLAT064	183,94	19x17			
		2002	2002	S410000350021	68,52	S41PLAT021	141,23		P400480110005	528,98	
125	RUNNER VX 125 SC 4T	2006	2007	S410000350024	57,48	S41PLAT064	183,94		P400480110005	528,98	
		2007	2007	S410000350024	57,48	S41PLAT064	183,94				
125	RUNNER VX 4T ST EURO3	2008	2010	S410000350024	57,48	S41PLAT064	183,94		P400480110005	528,98	
125	RUNNER VX RACE 4T	2006	2010	S410000350024	57,48	S41PLAT064	183,94		P400480110005	528,98	
125	RUNNER VX-VXR 125 4T LC	2000	2002	S410000350024	57,48	S41PLAT064	183,94	19x17	P400480110005	528,98	
		2003	2006	S410000350024	57,48	S41PLAT064	183,94	19x17			
125	TYPHOON 125	1995	1998	S410000350021	68,52	S41PLAT021	141,23	19x17	P400480110004	551,10	
		2004	2004	S410000350024	57,48	S41PLAT064	183,94	19x17			
125	TYPHOON X/XR 125	1998	1998	S410000350021	68,52	S41PLAT021	141,23	19x17			
		1999	2000	S410000350021	68,52	S41PLAT021	141,23	19x17	P400480110004	551,10	
180	RUNNER FXR 180	1997	2002	S410000350021	68,52	S41PLAT021	141,23	20x17	P400480110004	551,10	
		2001	2001	S410000350046	172,11	S41PLAT021	141,23	20x17	P400480110004	551,10	
180	RUNNER VXR 200 EU3	2001	2001	S410000350046	172,11	S41PLAT046	508,64				
180	RUNNER VX-VXR 180 4T	2000	2000	S410000350046	172,11	S41PLAT046	508,64	19x17	P400480110007	543,82	
		2002	2002	S410000350021	68,52	S41PLAT021	141,23	19x17			
200	FUOCO 500 RC IE	2006	2006	S410000350046	172,11	S41PLAT046	508,64				
200	RUNNER VXR 200 EU3	2005	2006	S410000350046	172,11	S41PLAT046	508,64				
200	RUNNER VXR 200 RACE 4T	2006	2007	S410000350046	172,11	S41PLAT046	508,64				
200	RUNNER VXR 200 ST EURO3 4T	2006	2006	S410000350046	172,11	S41PLAT046	508,64				
		2008	2008	S410000350046	172,11	S41PLAT046	508,64		P400480110010	528,98	
200	RUNNER VX-VXR 4T 200	2002	2004	S410000350046	172,11	S41PLAT064	183,94	19x17	P400480110010	528,98	
		2005	2009	S410000350046	172,11	S41PLAT046	508,64	19x17	P400480110010	528,98	
500	FUOCO 500 RC IE	2007	2007	S410000350049	284,69	S41PLAT049	513,95				
		2003	2005	S410000350049	284,69	S41PLAT049	513,95		P400480110008	1010,14	
500											

Poj. [cm3]	Model	Rok od	Rok do	Pasek napędowy			Wym. Rolek (mm)	Wariator sportowy	
				Standard	Cena	Platinum		Nr katalogowy	Cena
50	SFX 50	1991	1991	S410000350003	42,09	S41PLAT003	79,14	16x13	P400210110001 240,44
		1995	2004	S410000350012	49,14	S41PLAT012	85,43	16x13	P400210110001 240,44
50	SGX SKY 50	1997	2001	S410000350016	52,81	S41PLAT016	106,71	16x13	P400210110001 240,44
		2002	2004	S410000350012	49,14	S41PLAT012	85,43	16x13	P400210110001 240,44
50	SH 50	1996	2003	S410000350016	52,81	S41PLAT016	106,71	16x13	P400210110001 240,44
		2004	2004	S410000350012	49,14	S41PLAT016	106,71	16x13	P400210110001 240,44
50	SH SCOOPY 50	1987	1992	S410000350002	36,78	S41PLAT002	90,89		
		2004	2004	S410000350016	52,81	S41PLAT016	106,71		
50	SJ 50 BALI	1991	1991	S410000350002	36,78	S41PLAT002	90,89	16x13	P400210110001 240,44
		1993	2004	S410000350012	49,14	S41PLAT012	85,43	16x13	P400210110001 240,44
50	SKY VETRO 50	1999	1999	S410000350012	49,14	S41PLAT012	85,43		
		2001	2001	S410000350016	52,81	S41PLAT016	106,71		
50	SRX 50 SHADOW	1998	1999	S410000350012	49,14	S41PLAT012	85,43	16x13	P400210110001 240,44
		2001	2001	S410000350016	52,81	S41PLAT016	106,71	16x13	P400210110001 240,44
50	SXR 50			S410000350012	49,14	S41PLAT012	85,43		
				S410000350012	49,14	S41PLAT012	85,43		
50	SZX 50 X8R	1998	2004	S410000350016	52,81	S41PLAT016	106,71	16x13	P400210110001 240,44
		1999	1999	S410000350012	49,14	S41PLAT016	106,71	16x13	P400210110001 240,44
100	@ 125 NES LC	1999	1999	S410000350017	45,80	S41PLAT017	100,94		
100	LEAD 100			S410000350017	45,80	S41PLAT017	100,94		
100	SJ 100 BALI EX	1996	2003	S410000350017	45,80	S41PLAT017	100,94	16x13	P400210110005 284,55
				S410000350017	45,80	S41PLAT017	100,94	16x13	
125	@ 125 NES LC	2000	2001	S410000350042	63,48	S41PLAT042	169,98	20x17	P400210110007 504,93
		2002	2004	S410000350042	63,48	S41PLAT042	169,98	20x17	P400210110003 595,98
125	@ 150 NES LC	2009	2009	S410000350042	63,48	S41PLAT042	169,98		
125	DYLAN 125	2001	2001	S410000350042	63,48	S41PLAT042	169,98	20x17	P400210110007 504,93
		2002	2004	S410000350042	63,48	S41PLAT042	169,98	20x17	P400210110003 595,98
125	FES S-WING 125	2004	2004	S410000350042	63,48	S41PLAT042	169,98		
		2007	2009	S410000350042	63,48	S41PLAT042	169,98		P400210110007 504,93
125	PANTHEON 125 LC	1998	2001	S410000350018	86,19	S41PLAT018	212,54	23x18	
		2002	2010	S410000350042	63,48	S41PLAT042	169,98	23x18	
		2003	2004	S410000350042	63,48	S41PLAT042	169,98	23x18	P400210110003 595,98
125	PS 125 UJECTION	2004	2004	S410000350042	63,48	S41PLAT042	169,98		
		2006	2008	S410000350042	63,48	S41PLAT042	169,98		P400210110007 504,93
125	SH 125 4T LC	2001	2004	S410000350042	63,48	S41PLAT042	169,98	20x17	
		2005	2010	S410000350042	63,48	S41PLAT042	169,98	20x17	P400210110007 504,93
150	@ 150 NES LC	2000	2001	S410000350042	63,48	S41PLAT042	169,98	20x17	
		2002	2004	S410000350042	63,48	S41PLAT042	169,98	20x17	P400210110007 504,93
150	CN 250 HELIX 4T	2005	2005	S410000350042	63,48	S41PLAT042	169,98		
150	DYLAN 150	2001	2003	S410000350042	63,48	S41PLAT042	169,98	20x17	
		2004	2004	S410000350042	63,48	S41PLAT042	169,98	20x17	P400210110007 504,93
150	FES 150 S-WING	2004	2004	S410000350042	63,48	S41PLAT042	169,98		
		2007	2008	S410000350042	63,48	S41PLAT042	169,98		P400210110007 504,93
150	PANTHEON 150 LC	1998	2001	S410000350018	86,19	S41PLAT018	212,54	23x18	P400210110003 595,98
		2002	2009	S410000350042	63,48	S41PLAT042	169,98	23x18	
		2003	2004	S410000350042	63,48	S41PLAT042	169,98	23x18	P400210110007 504,93
150	PES INJECTION 150	2004	2004	S410000350042	63,48	S41PLAT042	169,98		
		2006	2009	S410000350042	63,48	S41PLAT042	169,98		P400210110007 504,93
150	SH 150 4T LC	2001	2001	S410000350042	63,48	S41PLAT042	169,98	20x17	
		2002	2010	S410000350042	63,48	S41PLAT042	169,98	20x17	P400210110007 504,93
250	CN 250 HELIX 4T	1992	2004	S410000350019	70,16	S41PLAT019	223,10	23x18	P400480110003 553,02
250	FES 250 FORESIGHT 4T LC	1998	2003	S410000350025	124,62	S41PLAT025	199,96	23x18	P400210110002 622,55
		2004	2004	S410000350019	70,16	S41PLAT025	199,96	23x18	P400210110002 622,55
250	JAZZ 250	2001	2004	S410000350025	124,62	S41PLAT025	199,96	23x18	P400210110008 588,06
250	NES 250	2001	2004	S410000350025	124,62	S41PLAT025	199,96		
250	SH 300 / ABS	2001	2001	S410000350025	124,62	S41PLAT025	199,96		
300	CRUISE 50	2010				S41PLAT068	551,82		
300	SH 300 / ABS	2006	2006			S41PLAT068	551,82	23x18	
		2007	2009			S41PLAT068	551,82	23x18	P400210110017 673,24
ITALJET									
50	BA 50 BAZOOKA 1			S410000350004	37,10	S41PLAT004	139,37		
				S410000350004	37,10	S41PLAT004	139,37		
50	CRUISE 50	1993	1994	S410000350011	49,14	S41PLAT011	92,59	16x13	P400510110001 244,43
				S410000350011	49,14	S41PLAT011	92,59	16x13	
50	DRAGSTER 125 LC	1999	1999	S410000350029	45,43	S41PLAT029	90,68		
50	DRAGSTER 50 LC	1995	1995	S410000350011	49,14	S41PLAT011	92,59	15x12	
		1998	2000	S410000350001	46,76	S41PLAT001	81,36	15x12	P400485110001 240,44
50	PISTA 2 YANKEE 50	1995	1996	S410000350001	46,76	S41PLAT001	81,36	15x12	P400485110001 240,44
		2000	2000	S410000350001	46,76	S41PLAT001	81,36	15x12	
50	PISTA1 50	1995	1995	S410000350004	37,10	S41PLAT004	139,37	15x12	
		1996	1996	S410000350001	46,76	S41PLAT001	81,36	15x12	
50	REPORTER 50			S410000350004	37,10	S41PLAT004	139,37		
50	SCOOP 2/3 50			S410000350001	46,76	S41PLAT001	81,36		
50	VELOCIFERO 50	1993	1999	S410000350029	45,43	S41PLAT029	90,68	16x13	P400510110001 244,43
		1995	1995	S410000350004	37,10	S41PLAT029	90,68	16x13	P400510110001 244,43
125	DRAGSTER 125 LC	1999	2000	S410000350021	68,52	S41PLAT021	141,23	19x17	P400480110004 551,10
125	JUPITER 125	2000	2000	S410000350021	68,52	S41PLAT021	141,23	20x12	
125	JUPITER 150	2001	2003	S410000350021	68,52	S41PLAT021	141,23	20x12	P400485110003 540,66
125	MILLENIUM 125	2000	2000	S410000350021	68,52	S41PLAT021	141,23		
		2000	2003	S410000350021	68,52	S41PLAT021	141,23	20x12	P400485110003 540,66
125	TORPEDO 125 4T	1998	2000	S410000350021	68,52	S41PLAT021	141,23	16x13	P400480110006 284,55
		2003	2003	S410000350021	68,52	S41PLAT021	141,23	16x13	
125	TORPEDO 125 LEADER 4T			S410000350024	57,48	S41PLAT064	183,94		
150	DRAGSTER 180 LC	2003	2003	S410000350024	57,48	S41PLAT064	183,94		
150	JUPITER 150	2001	2003	S410000350021	68,52	S41PLAT021	141,23	20x12	P400485110003 540,66
150	MILLENIUM 150	2000	2003	S410000350021	68,52	S41PLAT021	141,23	20x12	P400485110003 540,66
150	TORPEDO 150 LEADER 4T	2000	2002	S410000350024	57,48	S41PLAT064	183,94	20x17	P400480110005 528,98
		2003	2003	S410000350021	68,52	S41PLAT021	141,23	20x17	P400480110005 528,98
180	AGILITY 2T R16 / NAKED 50	2000	2000	S410000350021	68,52	S41PLAT021	141,23		
180	DRAGSTER 180 LC	1999	2000	S410000350021	68,52	S41PLAT021	141,23	20x17	P400480110004 551,10
KYMCO									
50	AGILITY 125	2003	2003	S410000350017	45,80	S41PLAT017	100,94	18x14	
50	AGILITY 50	2005	2005	S410000350017	45,80	S41PLAT017	100,94		
		2010		S410000350015	54,45	S41PLAT015	142,62		
50	AGILITY 50 RS	2005	2009	S410000350017	45,80	S41PLAT017	100,94		
50	AGILITY R10 50 4T	2006	2007			S41PLAT058	95,99		
		2009	2009	S410000350017	45,80	S41PLAT017	100,94		
50	AGILITY R12 50 4T	2007	2007	S410000350017	45,80	S41PLAT017	100,94		
		2008	2008			S41PLAT058	95,99		
50	AGILITY R16 50 4T	2008	2009	S410000350017	45,80	S41PLAT017	100,94		
50	B&W 50 / EURO2	2002	2009	S410000350017	45,80	S41PLAT017	100,94	16x13	
50	DINK 50 4T	2003	2003	S410000350017	45,80	S41PLAT017	100,94		
50	DINK 50 AIR	1998	2007	S410000350017	45,80	S41PLAT017	100,94	16x13	

Poj. [cm3]	Model	Rok od	Rok do	Standard	Cena	Pasek napędowy	Platinum	Cena	Wym. Rolek (mm)	Wariator sportowy	
										Nr katalogowy	Cena
KYMCO											
50	DINK 50 LC	1998	2002	S410000350017	45,80	S41PLAT017		100,94	16x13		
50	DINK CLASSIC EURO2 50	2002	2003	S410000350017	45,80	S41PLAT017		100,94	16x13		
50	FEVER ZX 50	1999	1999	S410000350033	49,14	S41PLAT033		125,05	16x13		
		2003	2003	S410000350017	45,80	S41PLAT017		100,94	16x13		
50	FEVER ZX EURO2 50	2000	2004	S410000350033	49,14	S41PLAT033		125,05	16x13		
50	FILLY 50	1998	1999			S41PLAT058		95,99			
		2004	2004	S410000350033	49,14	S41PLAT033		125,05			
50	HEROISM 50					S41PLAT058		95,99			
50	K12 50	1995	1999	S410000350033	49,14	S41PLAT033		125,05	16x13		
		2000	2000			S41PLAT058		95,99	16x13		
50	KB 50	1995	2000	S410000350033	49,14	S41PLAT033		125,05	16x13		
50	LIKE 50	2000	2000	S410000350033	49,14	S41PLAT033		125,05			
		2009	2009	S410000350017	45,80	S41PLAT017		100,94			
50	PEOPLE 50	2000	2009	S410000350017	45,80	S41PLAT017		100,94	16x13		
50	PEOPLE 50 EURO2	2003	2008	S410000350017	45,80	S41PLAT017		100,94			
50	PEOPLE S 50	2005	2008	S410000350017	45,80	S41PLAT017		100,94			
50	PEOPLE S 50 4T	2006	2008	S410000350017	45,80	S41PLAT017		100,94			
50	SENTO 50	2008	2008	S410000350017	45,80	S41PLAT017		100,94			
50	SNIPER DD 50	1994	2008			S41PLAT058		95,99	16x13		
50	SUPER 8 50	1996	1996			S41PLAT058		95,99			
50	SUPER 8 50 2T	2007	2009	S410000350017	45,80	S41PLAT017		100,94			
50	SUPER 8 50 4T	2007	2009	S410000350017	45,80	S41PLAT017		100,94			
50	SUPER 9 50 LC	2000	2009	S410000350017	45,80	S41PLAT017		100,94	16x13		
50	SUPER 9 SPORT 50	2000	2006	S410000350017	45,80	S41PLAT017		100,94			
50	SUPER 9 SPORT EURO2 50	2003	2007	S410000350017	45,80	S41PLAT017		100,94	16x13		
50	TOP BOY 50	1997	2004	S410000350017	45,80	S41PLAT017		100,94	16x13		
50	VITALITY 50 2T	2000	2004	S410000350017	45,80	S41PLAT017		100,94	16x13		
50	VITALITY 50 4T	2004	2004	S410000350017	45,80	S41PLAT017		100,94			
50	YUP 50 / EURO2	2002	2004	S410000350017	45,80	S41PLAT017		100,94	16x13		
125	AGILITY 125	2006	2007	S410000350028	56,79	S41PLAT028		120,46	18x14	P400210110006	543,82
125	AGILITY 125 RS	2008	2008	S410000350028	56,79	S41PLAT028		120,46	18x14		
		2009	2009	S410000350028	56,79	S41PLAT028		120,46	18x14	P400210110006	543,82
125	AGILITY EURO3 125	2006	2007	S410000350017	45,80	S41PLAT017		100,94	18x14	P400210110006	543,82
		2008	2009	S410000350028	56,79	S41PLAT028		120,46	18x14		
125	AGILITY R16 125	2008	2009	S410000350028	56,79	S41PLAT028		120,46	18x14	P400210110006	543,82
125	AGILITY R16 150	2009	2009	S410000350028	56,79	S41PLAT028		120,46			
125	B&W 125 4T LC	2000	2000	S410000350015	54,45	S41PLAT015		142,62	20x12	P400210110004	551,10
		2009	2009	S410000350028	56,79	S41PLAT028		120,46	20x12	P400210110004	551,10
125	B&W EURO2 125	2000	2000	S410000350015	54,45	S41PLAT015		142,62	20x15		
		2003	2004	S410000350015	54,45	S41PLAT015		142,62	20x15	P400210110004	551,10
125	DINK 125 4T LC	1997	1998	S410000350015	54,45	S41PLAT015		142,62	20x15	P400210110004	551,10
		2004	2004	S410000350015	54,45	S41PLAT015		142,62	20x15		
125	DINK 125 EURO 3	1998	2007	S410000350015	54,45	S41PLAT015		142,62			
125	DINK CLASSIC 125 / EURO2	2002	2003	S410000350015	54,45	S41PLAT015		142,62	20x15	P400210110004	551,10
		2007	2007	S410000350015	54,45	S41PLAT015		142,62	20x15		
125	DINK LX 125 4T LC	1998	2003	S410000350015	54,45	S41PLAT015		142,62	20x15		
125	GRAND DINK 125 / EURO2	2000	2004	S410000350015	54,45	S41PLAT015		142,62	20x15		
125	HEROISM 125 4T					S41PLAT063		120,46			
125	LIKE 125	2004	2004	S410000350015	54,45	S41PLAT015		142,62			
		2009	2009	S410000350028	56,79	S41PLAT028		120,46		P400210110006	543,82
125	MOVIE EURO 3	2006	2007	S410000350028	56,79	S41PLAT028		120,46		P400210110006	543,82
		2009	2009	S410000350028	56,79	S41PLAT028		120,46			
125	MOVIE XL 125 4T	2001	2007	S410000350028	56,79	S41PLAT028		120,46	20x17	P400210110006	543,82
125	MOVIE XL EURO2 125	2001	2001	S410000350028	56,79	S41PLAT028		120,46	20x17		
		2003	2004	S410000350028	56,79	S41PLAT028		120,46	20x17	P400210110006	543,82
125	PEOPLE 125 4T	1999	2000	S410000350028	56,79	S41PLAT028		120,46	18x14	P400210110006	543,82
		2001	2007	S410000350028	56,79	S41PLAT028		120,46	18x14		
125	PEOPLE 125 EURO2					S41PLAT062		169,15	18x14		
		2003	2008	S410000350028	56,79	S41PLAT028		120,46	18x14	P400210110006	543,82
125	PEOPLE S 125	2003	2003	S410000350028	56,79	S41PLAT028		120,46			
125	PEOPLE S 125 DD EURO3	2005	2005	S410000350028	56,79	S41PLAT028		120,46		P400210110006	543,82
		2005	2008	S410000350028	56,79	S41PLAT028		120,46			
125	PEOPLE S 125 EURO3	2006	2008	S410000350028	56,79	S41PLAT028		120,46			
125	SUPER 8 125	2007	2007	S410000350028	56,79	S41PLAT028		120,46			
		2008	2009	S410000350028	56,79	S41PLAT028		120,46		P400210110006	543,82
150	AGILITY R16 150	2008	2008	S410000350028	56,79	S41PLAT028		120,46		P400210110006	543,82
150	B&W 150 4T LC	2000	2000	S410000350015	54,45	S41PLAT015		142,62	20x15	P400210110004	551,10
		2009	2009	S410000350028	56,79	S41PLAT028		120,46	20x15	P400210110004	551,10
150	B&W EURO2 150	2000	2000	S410000350015	54,45	S41PLAT015		142,62			
		2003	2004	S410000350015	54,45	S41PLAT015		142,62		P400210110004	551,10
150	DINK 150 4T LC	1997	1998	S410000350015	54,45	S41PLAT015		142,62	20x15	P400210110004	551,10
		2004	2004	S410000350015	54,45	S41PLAT015		142,62	20x15		
150	DINK CLASSIC 150 / EURO2	1998	1998	S410000350015	54,45	S41PLAT015		142,62	20x15		
		2002	2003	S410000350015	54,45	S41PLAT015		142,62	20x15	P400210110004	551,10
150	DINK LX 150 4T LC	1998	2000	S410000350015	54,45	S41PLAT015		142,62	20x15	P400210110004	551,10
150	GRAND DINK 150 / EURO2	2003	2003	S410000350015	54,45	S41PLAT015		142,62	20x15		
		2000	2004	S410000350015	54,45	S41PLAT015		142,62			
150	HEROISM 150 4T					S41PLAT063		120,46			
150	MOVIE EURO 3	2004	2004	S410000350015	54,45	S41PLAT015		142,62			
		2006	2006	S410000350028	56,79	S41PLAT028		120,46		P400210110005	284,55
150	MOVIE XL 150 4T	2001	2007	S410000350028	56,79	S41PLAT028		120,46	20x17	P400210110006	543,82
150	MOVIE XL EURO2 150	2001	2001	S410000350028	56,79	S41PLAT028		120,46	20x17		
		2003	2004	S410000350028	56,79	S41PLAT028		120,46	20x17	P400210110006	543,82
150	PEOPLE 150 4T	1999	2000	S410000350028	56,79	S41PLAT028		120,46	18x14	P400210110006	543,82
		2004	2004	S410000350028	56,79	S41PLAT028		120,46	18x14		
150	PEOPLE 150 EURO2					S41PLAT062		169,15	18x14		
		2000	2000	S410000350028	56,79	S41PLAT028		120,46	18x14		
150	PEOPLE 250 4T	2003	2003	S410000350028	56,79	S41PLAT028		120,46	18x14	P400210110006	543

Poj. [cm3]	Model	Rok od	Rok do	Pasek napędowy			Wym. Rolek (mm)	Wariator sportowy		
				Standard	Cena	Platinum		Cena	Nr katalogowy	Cena
50	CIAK MONO EURO 2 2.3 50	2004	2004	S410000350001	46,76	S41PLAT001	81,36	16x13	P400485110001	240,44
50	CIAK MONO EURO 2 50	2003	2003	S410000350001	46,76	S41PLAT001	81,36	16x13	P400485110001	240,44
50	CIAK TD 50	2000	2000	S410000350001	46,76	S41PLAT001	81,36	16x13	P400485110001	240,44
		2003	2003	S410000350001	46,76	S41PLAT001	81,36	16x13		
50	CROSSER 50 CR1	1995	1997	S410000350007	44,10			16x13	P400510110001	244,43
		2001	2001	S410000350001	46,76	S41PLAT001	81,36	16x13		
50	F10 JET LINE 50 / KAT	1992	2000	S410000350008	49,14	S41PLAT008	94,60	15x12	P400485110001	240,44
		1998	1998	S410000350007	44,10			15x12	P400485110001	240,44
50	F10 RESTYLING / EURO2-2.3	2000	2000	S410000350008	49,14	S41PLAT008	94,60	16x13		
		2003	2004	S410000350008	49,14	S41PLAT008	94,60	16x13	P400485110001	240,44
50	F10 RESTYLING EU1 50	2001	2002	S410000350008	49,14	S41PLAT008	94,60	15x12	P400485110001	240,44
		2004	2004	S410000350008	49,14	S41PLAT008	94,60	15x12		
50	F10 RESTYLING EURO2 50	2002	2003	S410000350008	49,14	S41PLAT008	94,60	15x12	P400485110001	240,44
50	F10 RESTYLING LC EU2	2006	2006	S410000350001	46,76	S41PLAT001	81,36			
50	F12 50 PHANTOM LC	1998	1998	S410000350001	46,76	S41PLAT001	81,36	15x12	P400485110001	240,44
		2006	2006	S410000350008	49,14	S41PLAT008	94,60	15x12	P400485110001	240,44
50	F12 PHANTOM 50 KAT	1998	1998	S410000350001	46,76	S41PLAT001	81,36	15x12		
		1999	1999	S410000350001	46,76	S41PLAT001	81,36	15x12	P400485110001	240,44
50	F12 PHANTOM EURO1 50	1999	2000	S410000350001	46,76	S41PLAT001	81,36	15x12	P400485110001	240,44
50	F12 PHANTOM EURO1 50 LC	1999	2000	S410000350001	46,76	S41PLAT001	81,36	16x13	P400485110001	240,44
50	F12 PHANTOM RESTYLING EU1 50	2000	2000	S410000350001	46,76	S41PLAT001	81,36	15x12		
		2001	2002	S410000350001	46,76	S41PLAT001	81,36	15x12	P400485110001	240,44
50	F12 PHANTOM RESTYLING EU1 50 LC	2001	2002	S410000350001	46,76	S41PLAT001	81,36			
				S410000350001	46,76	S41PLAT001	81,36			
50	F12 PHANTOM RESTYLING EU2 50	2002	2004	S410000350001	46,76	S41PLAT001	81,36	15x12	P400485110001	240,44
50	F12 PHANTOM RESTYLING EU2 50 LC	2002	2002	S410000350001	46,76	S41PLAT001	81,36	16x13		
				S410000350001	46,76	S41PLAT001	81,36	16x13		
50	F12 PHANTOM RESTYLING EU2-2.3 50	2002	2002	S410000350001	46,76	S41PLAT001	81,36	16x13		
		2003	2003	S410000350001	46,76	S41PLAT001	81,36	16x13	P400485110001	240,44
50	F12 PHANTOM RESTYLING EU2-2.3 50 LC	2003	2004	S410000350001	46,76	S41PLAT001	81,36	16x13		
50	F12R PHANTOM 50 LC	2004	2004	S410000350001	46,76	S41PLAT001	81,36			
		2007	2009	S410000350001	46,76	S41PLAT001	81,36		P400485110001	240,44
50	F15 50 FIRE FOX LC / KAT	1996	1997	S410000350001	46,76	S41PLAT001	81,36	15x12	P400485110001	240,44
		2009	2009	S410000350001	46,76	S41PLAT001	81,36	15x12		
50	F15 FIREFOX 50 AC	1996	1998	S410000350001	46,76	S41PLAT001	81,36	15x12		
50	F15 FIREFOX EURO2 50	1998	2003	S410000350001	46,76	S41PLAT001	81,36	15x12		
50	F15 FIREFOX RESTYLING EURO2-2.3 50	2003	2004	S410000350001	46,76	S41PLAT001	81,36	16x13	P400485110001	240,44
50	F15 FIREFOX S & SPECIAL 50 LC	1998	1999	S410000350001	46,76	S41PLAT001	81,36	15x12	P400485110001	240,44
		2004	2004	S410000350001	46,76	S41PLAT001	81,36	15x12		
50	F15 FIREFOX S DIGIT 50 LC KAT	1998	2000	S410000350001	46,76	S41PLAT001	81,36	16x13	P400485110001	240,44
50	F15 TDS RESTYLING EURO1 50 LC	2000	2000	S410000350001	46,76	S41PLAT001	81,36	16x13		
		2001	2001	S410000350001	46,76	S41PLAT001	81,36	16x13	P400485110001	240,44
50	YESTERDAY-YESTERDAY EURO 50	1997	1999	S410000350008	49,14	S41PLAT008	94,60	15x12	P400485110001	240,44
125	BLOG IE 125	2001	2001	S410000350001	46,76	S41PLAT001	81,36	15x12		
125	CENTRO IE 125	2009	2009	S410000350042	63,48	S41PLAT042	169,98			
125	CIAK 125 4T	2008	2010	S410000350042	63,48	S41PLAT042	169,98			
		2000	2001	S410000350028	56,79	S41PLAT028	120,46			
125	CIAK MASTER 125	2009	2009	S410000350042	63,48	S41PLAT042	169,98			
125	CIAK 150 4T	2003	2003	S410000350021	68,52	S41PLAT021	141,23			
125	CIAK MASTER 125	2001	2004	S410000350028	56,79	S41PLAT028	120,46			
125	CIAK MASTER EURO 3	2004	2006	S410000350028	56,79	S41PLAT028	120,46			
125	CIAK RESTYLING EURO2 125	2003	2006	S410000350028	56,79	S41PLAT028	120,46			
125	MADISON 125 4T LC	1999	2000	S410000350021	68,52	S41PLAT021	141,23	20x12	P400485110003	540,66
		2003	2003	S410000350028	56,79	S41PLAT028	120,46	20x12		
125	MADISON R RESTYLING 125	2001	2001	S410000350021	68,52	S41PLAT021	141,23	20x12		
125	MADISON R RESTYLING EURO2 125	2002	2003	S410000350021	68,52	S41PLAT021	141,23	20x12		
125	PHANTOM MAX 125	2004	2004	S410000350021	68,52	S41PLAT021	141,23	20x12		
150	BLOG IE 160	2001	2001	S410000350021	68,52	S41PLAT021	141,23			
150	CIAK 150 4T	2000	2002	S410000350028	56,79	S41PLAT028	120,46			
150	CIAK MASTER 150	2002	2004	S410000350028	56,79	S41PLAT028	120,46			
150	CIAK RESTYLING EURO2 150	2003	2004	S410000350028	56,79	S41PLAT028	120,46			
150	MADISON T 150 4T LC	1999	2001	S410000350021	68,52	S41PLAT021	141,23	20x12	P400485110003	540,66
		2003	2003	S410000350028	56,79	S41PLAT028	120,46	20x12		
160	BLOG IE 160	2009	2009	S410000350042	63,48	S41PLAT042	169,98			
160	CENTRO IE 160	2008	2010	S410000350042	63,48	S41PLAT042	169,98			
160	MADISON MASTER EU2	2009	2009	S410000350042	63,48	S41PLAT042	169,98			
200	MADISON S 250 4T	2006	2006	S410000350021	68,52	S41PLAT021	141,23			
250	BOOSTER CW 50	2001	2001	S410000350022	72,18	S41PLAT022	194,76			
250	MADISON S 250 4T	1999	2000	S410000350022	72,18	S41PLAT022	194,76	20x12	P400485110002	577,07
		2001	2001			S41PLAT022	194,76	20x12	P400485110002	577,07
MBK										
50	ACTIVE 50			S410000350004	37,10	S41PLAT004	139,37			
50	BOOSTER CW 50	1990	2002	S410000350001	46,76	S41PLAT001	81,36	15x12	P400485110001	240,44
		2003	2004	S410000350001	46,76	S41PLAT001	81,36	15x12		
50	BOOSTER CW L 50	1994	1994	S410000350001	46,76	S41PLAT001	81,36	15x12		
		2001	2003	S410000350001	46,76	S41PLAT001	81,36	15x12	P400485110001	240,44
50	BOOSTER CW L SPIRIT 50	2003	2003	S410000350001	46,76	S41PLAT001	81,36	15x12	P400485110001	240,44
50	BOOSTER CW NAKED 50	2003	2003	S410000350001	46,76	S41PLAT001	81,36	15x12	P400485110001	240,44
50	BOOSTER CW R ROAD 50	1994	1995	S410000350001	46,76	S41PLAT001	81,36	15x12	P400485110001	240,44
		2003	2003	S410000350001	46,76	S41PLAT001	81,36	15x12		
50	BOOSTER CW RS NG 50	1995	2003	S410000350001	46,76	S41PLAT001	81,36	15x12	P400485110001	240,44
50	BOOSTER CW RS NG 50 KAT	1999	2003	S410000350001	46,76	S41PLAT001	81,36			
50	BOOSTER CW RS NG EURO1 50	1999	2000	S410000350001	46,76	S41PLAT001	81,36	15x12	P400485110001	240,44
50	BOOSTER CW RSP ROCKET 50	1997	1998	S410000350001	46,76	S41PLAT001	81,36	15x12	P400485110001	240,44
		2000	2000	S410000350001	46,76	S41PLAT001	81,36	15x12		
50	BOOSTER CW RSX TRACK 50	1996	1998	S410000350001	46,76	S41PLAT001	81,36	15x12	P400485110001	240,44
50	BOOSTER CW SP SPIRIT EURO2 50	1998	1998	S410000350001	46,76	S41PLAT001	81,36	15x12		
		2002	2003	S410000350001	46,76	S41PLAT001	81,36	15x12	P400485110001	240,44
50	BOOSTER CW SPIRIT 50	1996	2000	S410000350001	46,76	S41PLAT001	81,36	15x12	P400485110001	240,44
		2002	2002	S410000350001	46,76	S41PLAT001	81,36	15x12		
50	BOOSTER CW SPIRIT 50 KAT	1999	2000	S410000350001	46,76					

Poj. [cm3]	Model	Rok od	Rok do	Pasek napędowy			Wym. Rolek (mm)	Wariator sportowy	
				Standard	Cena	Platinum	Cena	Nr katalogowy	Cena
MBK									
50	YA R FORTE 50	1996	1996	S410000350008	49,14	S41PLAT008	94,60	15x12	
		2002	2002	S410000350001	46,76	S41PLAT001	81,36	15x12	
50	YA TA NEW SORRISO 50	1995	1995	S410000350008	49,14	S41PLAT008	94,60	15x12	P400485110001 240,44
		1992	1995	S410000350008	49,14	S41PLAT008	94,60	15x12	P400485110001 240,44
50	YE EVOLIS 50	1996	1996	S410000350008	49,14	S41PLAT008	94,60	15x12	
		1995	1995	S410000350008	49,14	S41PLAT008	94,60	15x12	
50	YH 50 FLIPPER	1998	2001	S410000350001	46,76	S41PLAT001	81,36	15x12	P400485110001 240,44
		1999	1999	S410000350001	46,76	S41PLAT001	81,36	15x12	P400485110001 240,44
50	YH 50 FLIPPER CAT	2002	2002	S410000350001	46,76	S41PLAT001	81,36	15x12	
		2000	2000	S410000350001	46,76	S41PLAT001	81,36	15x12	
50	YH 50 FLIPPER EURO2	2003	2003	S410000350001	46,76	S41PLAT001	81,36	15x12	P400485110001 240,44
		1994	1995	S410000350008	49,14	S41PLAT008	94,60	15x12	P400485110001 240,44
50	YM 50 FIZZ	2004	2004	S410000350001	46,76	S41PLAT001	81,36	15x12	
		1995	1995	S410000350008	49,14	S41PLAT008	94,60	15x12	
50	YN R OVETTO 50	1997	2000	S410000350001	46,76	S41PLAT001	81,36	15x12	P400485110001 240,44
		2001	2001	S410000350001	46,76	S41PLAT001	81,36	15x12	
50	YN R OVETTO EURO1 50	2002	2003	S410000350001	46,76	S41PLAT001	81,36	15x12	P400485110001 240,44
		2002	2002	S410000350001	46,76	S41PLAT001	81,36	15x12	P400485110001 240,44
50	YN R OVETTO EURO2 50	2004	2004	S410000350001	46,76	S41PLAT001	81,36	15x12	
		2003	2003	S410000350001	46,76	S41PLAT001	81,36	15x12	
50	YQ L NITRO JAGUAR 50	2003	2003	S410000350001	46,76	S41PLAT001	81,36	15x12	
50	YQ NITRO 50 LC / CAT	1997	2004	S410000350001	46,76	S41PLAT001	81,36	15x12	P400485110001 240,44
50	YQ NITRO EURO2 50	2004	2004	S410000350001	46,76	S41PLAT001	81,36	15x12	P400485110001 240,44
100	BOOSTER YW 100	1999	2001	S410000350037	77,17	S41PLAT037	102,94	15x12	P400485110004 284,55
100	XC FLAME 125 4T	2002	2002	S410000350037	77,17	S41PLAT037	102,94		
100	YN OVETTO 100	2000	2002	S410000350037	77,17	S41PLAT037	102,94	15x12	P400485110004 284,55
100	YQ NITRO 100	2000	2002	S410000350037	77,17	S41PLAT037	102,94	15x12	P400485110004 284,55
125	XC FLAME 125 4T	2000	2000	S410000350044	108,68	S41PLAT044	121,34		P400485110005 543,82
125	XCT FLAME / K FLAME R 125 4T	1995	2000	S410000350044	108,68	S41PLAT044	121,34	20x12	
		1999	1999	S410000350044	108,68	S41PLAT044	121,34	20x12	
125	XN DOODO 125 4T LC	2000	2001	S410000350021	68,52	S41PLAT021	141,23	20x12	P400485110003 540,66
		2003	2003	S410000350021	68,52	S41PLAT021	141,23		
125	XQ THUNDER 125 4T LC	2001	2002	S410000350021	68,52	S41PLAT021	141,23	20x12	P400485110003 540,66
125	YP SKYLINER 125 4T	1998	2002	S410000350021	68,52	S41PLAT021	141,23	20x12	P400485110003 540,66
150	XN DOODO 150 4T LC	2001	2002	S410000350021	68,52	S41PLAT021	141,23	20x12	P400485110003 540,66
150	XQ THUNDER 150 4T LC	2001	2002	S410000350021	68,52	S41PLAT021	141,23	20x12	P400485110003 540,66
150	YP E SKYLINER 180	2002	2002	S410000350021	68,52	S41PLAT021	141,23		
150	YP SKYLINER 150 4T	2000	2002	S410000350021	68,52	S41PLAT021	141,23	20x12	P400485110003 540,66
180	YP SKYLINER 250 4T	2003	2003	S410000350021	68,52	S41PLAT021	141,23		
250	BUXY 50	2003	2003	S410000350022	72,18	S41PLAT022	194,76		
250	YP SKYLINER 250 4T	2000	2002	S410000350022	72,18	S41PLAT022	194,76	20x12	P400485110002 577,07
		2003	2003			S41PLAT022	194,76	20x12	P400485110002 577,07
PEUGEOT									
50	BUXY 50	1994	1997	S410000350010	49,14	S41PLAT010	99,90	16x13	P400420110001 244,43
50	ELYSEO 100	1998	1998	S410000350012	49,14	S41PLAT012	85,43		
		1997	1997	S410000350010	49,14	S41PLAT010	99,90	16x13	
50	ELYSEO 50	1999	1999	S410000350010	49,14	S41PLAT010	99,90	16x13	P400420110001 244,43
		1999	1999	S410000350010	49,14	S41PLAT010	99,90	16x13	
50	ELYSTAR 50 TSDI	2003	2005	S410000350010	49,14	S41PLAT010	99,90	16x13	P400420110001 244,43
		2003	2005	S410000350010	49,14	S41PLAT010	99,90		
50	JET FORCE 50	2003	2005	S410000350010	49,14	S41PLAT010	99,90		
50	LUDIX 10 ONE 50	2003	2004	S410000350010	49,14	S41PLAT010	99,90		
50	LUDIX 10 SP BLASTER	2004	2006	S410000350010	49,14	S41PLAT010	99,90		
50	LUDIX 10 TREND-SNAKE	2006	2006	S410000350010	49,14	S41PLAT010	99,90		
50	LUDIX 14 CLASSIC 50	2004	2004	S410000350010	49,14	S41PLAT010	99,90		
50	LUDIX 14 ELEGANT 50	2004	2004	S410000350010	49,14	S41PLAT010	99,90		
50	METAL-X 50	2002	2004	S410000350010	49,14	S41PLAT010	99,90	16x13	P400420110001 244,43
		1995	1997	S410000350010	49,14	S41PLAT010	99,90	16x13	P400420110001 244,43
50	SPEEDAKE 50	2002	2002	S410000350010	49,14	S41PLAT010	99,90	16x13	
		1997	1997	S410000350010	49,14	S41PLAT010	99,90		
50	SPEEDFIGHT 2	2005	2006	S410000350010	49,14	S41PLAT010	99,90		P400420110001 244,43
		2005	2006	S410000350010	49,14	S41PLAT010	99,90		P400420110001 244,43
50	SPEEDFIGHT 2 LC 307WRC-SILVERSPORT	1997	1998	S410000350010	49,14	S41PLAT010	99,90	16x13	P400420110001 244,43
		2006	2006	S410000350010	49,14	S41PLAT010	99,90	16x13	
50	SPEEDFIGHT 50 KAT	1999	1999	S410000350010	49,14	S41PLAT010	99,90	16x13	P400420110001 244,43
		1997	1998	S410000350010	49,14	S41PLAT010	99,90	16x13	P400420110001 244,43
50	SPEEDFIGHT 50 LC	1999	1999	S410000350010	49,14	S41PLAT010	99,90	16x13	
		1995	1997	S410000350010	49,14	S41PLAT010	99,90	16x13	P400420110001 244,43
50	SQUAB 50	1998	1998	S410000350010	49,14	S41PLAT010	99,90	16x13	
		1985	1993	S410000350003	42,09	S41PLAT003	79,14	16x13	
50	ST 50 RAPIDO/ L / L2 / 3	1997	1997	S410000350010	49,14	S41PLAT010	99,90	16x13	
50	SV 50 GEO	1991	1995	S410000350012	49,14	S41PLAT012	85,43	16x13	P400210110001 240,44
		1995	1995	S410000350012	49,14	S41PLAT012	85,43		
50	TREKKER 2 WRC	2004	2005	S410000350010	49,14	S41PLAT010	99,90		
		1998	2000	S410000350010	49,14	S41PLAT010	99,90	16x13	P400420110001 244,43
50	TREKKER 50 / ROAD	2006	2006	S410000350010	49,14	S41PLAT010	99,90	16x13	
		2000	2000	S410000350010	49,14	S41PLAT010	99,90		
50	TRK2 WRC	2004	2005	S410000350010	49,14	S41PLAT010	99,90		P400420110001 244,43
		2006	2006	S410000350010	49,14	S41PLAT010	99,90		
50	V-CLIC 4T (QM50QT-6)	2007	2008			S41PLAT058	95,99		
50	V-CLIC 50					S41PLAT058	95,99		
50	VIVACITY 50	1999	1999	S410000350010	49,14	S41PLAT010	99,90	16x13	P400420110001 244,43
		2009	2009			S41PLAT058	95,99	16x13	P400420110001 244,43
50	VIVACITY 50 KAT	1999	2002	S410000350010	49,14	S41PLAT010	99,90	16x13	P400420110001 244,43
50	VIVACITY SERIE SPECIALI 50	2002	2002	S410000350010	49,14	S41PLAT010	99,90	16x13	P400420110001 244,43
50	VIVACITY VSX-XR 50	2002	2004	S410000350010	49,14	S41PLAT010	99,90		P400420110001 244,43
50	X-FIGHT 50	2000	2004	S410000350010	49,14	S41PLAT010	99,90	16x13	P400420110001 244,43
50	X-FIGHT 50 LC	2000	2000	S410000350010	49,14	S41PLAT010	99,90	16x13	P400420110001 244,43
		2000	2000	S410000350010	49,14	S41PLAT010	99,90	16x13	
50	X-RACE 50	2003	2003			S41PLAT01			

Poj. [cm3]	Model	Rok od	Rok do	Pasek napędowy			Wym. Rolek (mm)	Wariator sportowy		
				Standard	Cena	Platinum	Cena		Nr katalogowy	Cena
125	ELYSTAR 125	2002	2003	S410000350040	83,81	S41PLAT040	164,72	20x17	P400420110003	504,93
125	JET FORCE COMPRESSOR 125	2003	2004	S410000350040	83,81	S41PLAT040	164,72	20x17	P400420110003	504,93
125	SATELIS	2004	2004	S410000350040	83,81	S41PLAT040	164,72			
		2006	2009			S41PLAT071	259,68			
150	ELYSEO 150 4T LC	2001	2001	S410000350040	83,81	S41PLAT040	164,72		P400420110003	504,93
150	ELYSTAR 150	2001	2003	S410000350040	83,81	S41PLAT040	164,72			
150	GEO RS 250	2003	2003	S410000350040	83,81	S41PLAT040	164,72			
250	GEO RS 250	2007	2008			S41PLAT067	376,54			
250	GEO RS 400	2009	2009			S41PLAT067	376,54			
250	GEOPOLIS 250	2007	2009			S41PLAT067	376,54			
400	GEO RS 400	2007	2008	S410000350049	284,69	S41PLAT049	513,95			
400	GEOPOLIS 400	2007	2009	S410000350049	284,69	S41PLAT049	513,95			
400	GEOPOLIS 500	2009	2009	S410000350049	284,69	S41PLAT049	513,95			
400	SATELIS / RS 400	2007	2009	S410000350049	284,69	S41PLAT049	513,95			
500	DIESIS 50	2009	2009	S410000350049	284,69	S41PLAT049	513,95			
500	GEOPOLIS 500	2007	2008	S410000350049	284,69	S41PLAT049	513,95			
500	SATELIS 500	2007	2009	S410000350049	284,69	S41PLAT049	513,95			
PIAGGIO										
50	DIESIS 50	2001	2001	S410000350015	54,45	S41PLAT015	142,62	16x13	P400480110002	250,06
50	FLY 4T (SILNIK CHIŃSKI)	2001	2001	S410000350015	54,45	S41PLAT015	142,62			
		2006	2006	S410000350037	77,17	S41PLAT037	102,94			
50	FLY 50 2T	2005	2010	S410000350014	54,45	S41PLAT014	97,33	16x13	P400480110002	250,06
50	FLY 50 4T	2005	2009	S410000350037	77,17	S41PLAT037	102,94	16x13	P400480110002	250,06
		2010		S410000350014	54,45	S41PLAT037	102,94	16x13	P400480110002	250,06
50	FREE 50	1992	1994	S410000350011	49,14	S41PLAT011	92,59	16x13	P400480110001	240,44
		2010		S410000350037	77,17	S41PLAT037	102,94	16x13		
		1994	1994	S410000350011	49,14	S41PLAT011	92,59	16x13		
50	FREE 50 FL	1995	2001	S410000350011	49,14	S41PLAT011	92,59	16x13	P400480110001	240,44
		2002	2002	S410000350011	49,14	S41PLAT011	92,59	16x13	P400480110002	250,06
		2000	2001	S410000350015	54,45	S41PLAT015	142,62	16x13	P400480110002	250,06
50	FREE DELIVERY 50	2002	2002	S410000350015	54,45	S41PLAT015	142,62	16x13		
		2001	2001	S410000350015	54,45	S41PLAT015	142,62		P400480110002	250,06
50	LIBERTY 2T	2001	2001	S410000350015	54,45	S41PLAT015	142,62		P400480110002	250,06
		2006	2008	S410000350014	54,45	S41PLAT014	97,33		P400480110002	250,06
		1997	2005	S410000350014	54,45	S41PLAT014	97,33	16x13	P400480110002	250,06
50	LIBERTY 50	2006	2008	S410000350014	54,45	S41PLAT014	97,33	16x13		
		2000	2007	S410000350014	54,45	S41PLAT014	97,33	16x13	P400480110002	250,06
50	LIBERTY 50 4T			S410000350011	49,14	S41PLAT011	92,59	16x13		
		2004	2005	S410000350014	54,45	S41PLAT014	97,33	16x13	P400480110002	250,06
50	LIBERTY 50 PTT EU2 2T	2008	2008	S410000350014	54,45	S41PLAT014	97,33	16x13		
50	LIBERTY 50 RST 2T	2004	2005	S410000350014	54,45	S41PLAT014	97,33	16x13	P400480110002	250,06
50	LIBERTY 50 RST 4T	2004	2006	S410000350014	54,45	S41PLAT014	97,33	16x13	P400480110002	250,06
50	LIBERTY 50 SPORT 2T	2006	2008	S410000350014	54,45	S41PLAT014	97,33			
50	LIBERTY 50 SPORT 4T / EU3	2005	2006	S410000350014	54,45	S41PLAT014	97,33			
		2007	2008	S410000350014	54,45	S41PLAT014	97,33		P400480110002	250,06
50	LIBERTY MOC 50 2T	2008	2008	S410000350014	54,45	S41PLAT014	97,33			
		2009	2010	S410000350014	54,45	S41PLAT014	97,33		P400480110002	250,06
50	LIBERTY MOC 50 4T	2009	2010	S410000350014	54,45	S41PLAT014	97,33		P400480110002	250,06
50	NRG 50 / RST MC2 LC	1994	1995	S410000350011	49,14	S41PLAT011	92,59	16x13		
		1996	1997	S410000350011	49,14	S41PLAT011	92,59	16x13	P400480110001	240,44
		1998	1998	S410000350015	54,45	S41PLAT015	142,62	16x13	P400480110002	250,06
		2010		S410000350014	54,45	S41PLAT014	97,33	16x13	P400480110002	250,06
50	NRG 50 EXTREME	1997	1997	S410000350011	49,14	S41PLAT011	92,59	16x13		
		1999	2000	S410000350015	54,45	S41PLAT015	142,62	16x13	P400480110002	250,06
50	NRG 50 EXTREME LC	1999	2000	S410000350015	54,45	S41PLAT015	142,62	16x13	P400480110002	250,06
50	NRG 50 LC	1994	1995	S410000350011	49,14	S41PLAT011	92,59	16x13	P400480110001	240,44
50	NRG 50 LC	2000	2000	S410000350015	54,45	S41PLAT015	142,62	16x13		
		1996	1996	S410000350011	49,14	S41PLAT011	92,59	16x13		
50	NRG 50 MC3 DD LC	2001	2001	S410000350015	54,45	S41PLAT015	142,62	16x13	P400480110002	250,06
50	NRG MC3 50 AIR	2001	2004	S410000350015	54,45	S41PLAT015	142,62	16x13	P400480110002	250,06
50	NRG POWER DD 50	2004	2004	S410000350015	54,45	S41PLAT015	142,62	16x13		
		2005	2010	S410000350015	54,45	S41PLAT015	142,62	16x13	P400480110002	250,06
50	NRG POWER DT 50	2006	2008	S410000350015	54,45	S41PLAT015	142,62		P400480110002	250,06
		2010		S410000350015	54,45	S41PLAT015	142,62			
50	NRG PUREJET 50	2002	2008	S410000350015	54,45	S41PLAT015	142,62	16x13	P400480110002	250,06
50	NTT 50 LC	1995	1996	S410000350011	49,14	S41PLAT011	92,59	16x13	P400480110001	240,44
		2004	2004	S410000350015	54,45	S41PLAT015	142,62	16x13		
50	QUARTZ 50	1992	1995	S410000350006	49,14			16x13	P400480110001	240,44
		1996	1996	S410000350011	49,14	S41PLAT011	92,59	16x13	P400480110001	240,44
		1996	1996	S410000350006	49,14			16x13	P400480110001	240,44
50	SFERA 50 MAQUILLAGE 2	1994	1994	S410000350006	49,14			16x13		
		1995	1996	S410000350006	49,14			16x13	P400480110001	240,44
50	SFERA 50 RST	1997	1997	S410000350006	49,14			16x13		
		1995	1996	S410000350006	49,14			16x13	P400480110001	240,44
		1997	1997	S410000350006	49,14			16x13		
50	TYPHOON 5 KAT AC	2001	2006	S410000350015	54,45	S41PLAT015	142,62	16x13	P400480110002	250,06
		2007	2008	S410000350015	54,45	S41PLAT015	142,62	16x13		
50	TYPHOON 50	2001	2009	S410000350015	54,45	S41PLAT015	142,62		P400480110002	250,06
50	VESPA 50 ET2	1997	1998	S410000350006	49,14	S41PLAT070	90,89	16x13	P400480110001	240,44
		1999	2004	S410000350034	43,10	S41PLAT070	90,89	16x13	P400480110002	250,06
		2009	2009	S410000350015	54,45	S41PLAT015	142,62	16x13		
			1996	S410000350006	49,14			16x13	P400480110001	240,44
50	VESPA 50 ET2 I.E.			S410000350006	49,14			16x13		
		1997	1999	S410000350034	43,10	S41PLAT070	90,89	16x13	P400480110002	250,06
50	VESPA ET4 50 AC	2005	2005	S410000350034	43,10	S41PLAT070	90,89	16x13		
		2000	2005	S410000350034	43,10	S41PLAT070	90,89	16x13	P400480110002	250,06
50	VESPA LX 50 2T			S410000350017	45,80	S41PLAT017	100,94	16x13		
		2005	2008	S410000350034	43,10	S41PLAT070	90,89	16x13	P400480110002	250,06
50	VESPA LX 50 2T TOURING	2008	2008	S410000350034	43,10	S41PLAT070	90,89			
50	VESPA LX 50 4T	2005	2008	S410000350034	43,10	S41PLAT070	90,89	16x13	P400480110002	250,06
		2010		S410000350034	43,10	S41PLAT070	90,89	16x13		
50	VESPA LX 50 4T 4V / TOURING	2008	2008	S410000350034	43,10	S41PLAT070	90,89			
		2009	2010	S410000350034	43,10	S41PLAT070	90,89		P400480110002	250,06
50	VESPA LX 50 FL 2T	2009	2010	S410000350034	43,10	S41PLAT070	90,89		P400480110002	250,06
50	VESPA LXV 2T	2006	2008	S410000350034	43,10	S41PLAT070	90,			

Poj. [cm3]	Model	Rok od	Rok do	Standard	Cena	Pasek napędowy	Platinum	Cena	Wym. Rolek (mm)	Wariator sportowy	Nr katalogowy	Cena
PIAGGIO												
50	ZIP 50 DISCO			S410000350006	49,14							
		1996	2000	S410000350006	49,14				16x13	P400480110001		240,44
50	ZIP 50 H2O / SP			S410000350034	43,10	S41PLAT070		90,89	16x13	P400480110002		250,06
		2005	2010	S410000350034	43,10	S41PLAT070		90,89	16x13			
50	ZIP 50 SP EU2			S410000350034	43,10	S41PLAT070		90,89				
		2004	2010	S410000350034	43,10	S41PLAT070		90,89				
		2006	2009	S410000350034	43,10	S41PLAT070		90,89		P400480110002		250,06
50	ZIP BASE 50			S410000350006	49,14				16x13	P400480110001		240,44
		1995	1995	S410000350006	49,14				16x13			
		2009	2009	S410000350034	43,10	S41PLAT070		90,89	16x13			
50	ZIP FAST RAIDER 50			S410000350006	49,14				16x13	P400480110001		240,44
		1993	1993	S410000350006	49,14				16x13			
		1996	1996	S410000350006	49,14				16x13			
50	ZIP FAST RAIDER RST 50			S410000350006	49,14				16x13			
		1994	1994	S410000350006	49,14				16x13			
		1996	1996	S410000350006	49,14				16x13	P400480110001		240,44
50	ZIP RST 50 AIR			S410000350006	49,14				16x13	P400480110001		240,44
		1996	1998	S410000350006	49,14				16x13			
100	VESPA LX 125 4T TOURING			S410000350034	43,10	S41PLAT070		90,89				
100	ZIP 4T			S410000350034	43,10	S41PLAT070		90,89				
		2008	2008	S410000350034	43,10	S41PLAT070		90,89				
		2006	2008	S410000350034	43,10	S41PLAT070		90,89				
125	BEVERLY 125					S41PLAT069		205,58	19x17	P400480110005		528,98
		2001	2002			S41PLAT069		205,58	19x17			528,98
		2010		S410000350024	57,48	S41PLAT064		183,94	19x17	P400480110005		528,98
125	BEVERLY 125 EU3					S41PLAT069		205,58				
		2003	2003			S41PLAT069		205,58				
		2007	2007			S41PLAT069		205,58		P400480110005		528,98
125	BEVERLY 125 MIC EU3					S41PLAT069		205,58				
		2008	2008			S41PLAT069		205,58				
125	BEVERLY 125 RST					S41PLAT069		205,58	19x17	P400480110005		528,98
		2004	2007			S41PLAT069		205,58				
125	BEVERLY 125 SPORT EU3					S41PLAT069		205,58		P400480110005		528,98
		2007	2007			S41PLAT069		205,58				
125	BEVERLY TOURER 125 EU3					S41PLAT069		205,58		P400480110005		528,98
		2008	2009			S41PLAT069		205,58				
125	CARNABY 125					S41PLAT069		205,58		P400480110005		528,98
		2007	2010			S41PLAT069		205,58				
125	FLY / EURO3			S410000350024	57,48	S41PLAT064		183,94				
		2002	2002	S410000350024	57,48	S41PLAT064		183,94				
125	FLY 125			S410000350024	57,48	S41PLAT064		183,94	19x17	P400480110005		528,98
		2005	2007	S410000350024	57,48	S41PLAT064		183,94	19x17			528,98
		2010				S41PLAT069		205,58	19x17	P400480110005		528,98
125	FLY EU3 125			S410000350024	57,48	S41PLAT064		183,94				
		2007	2007	S410000350024	57,48	S41PLAT064		183,94				
		2008	2008	S410000350024	57,48	S41PLAT064		183,94		P400480110005		528,98
125	HEXAGON 125 2T LC			S410000350021	68,52	S41PLAT021		141,23	19x17	P400480110004		551,10
		1994	1997	S410000350021	68,52	S41PLAT021		141,23	19x17			
		2000	2008	S410000350024	57,48	S41PLAT064		183,94	19x17			
125	HEXAGON 125 LX 2T LC			S410000350021	68,52	S41PLAT021		141,23	19x17			
		1997	1997	S410000350021	68,52	S41PLAT021		141,23	19x17			
		1998	1999	S410000350021	68,52	S41PLAT021		141,23	19x17	P400480110004		551,10
125	HEXAGON GTX			S410000350021	68,52	S41PLAT021		141,23				
		1999	1999	S410000350021	68,52	S41PLAT021		141,23				
125	HEXAGON LX4 125 4T			S410000350026	78,87	S41PLAT064		183,94	16x13	P400480110006		284,55
		1998	1998	S410000350026	78,87	S41PLAT064		183,94	16x13			
		2000	2000	S410000350024	57,48	S41PLAT064		183,94	16x13			
125	LIBERTY 125 4T			S410000350026	78,87	S41PLAT064		183,94	16x13	P400480110006		284,55
		1998	1999	S410000350026	78,87	S41PLAT064		183,94	16x13			
		2002	2007	S410000350024	57,48	S41PLAT064		183,94	16x13			
125	LIBERTY 125 4T (SILNIK LEADER)			S410000350026	78,87	S41PLAT064		183,94				
		2000	2000	S410000350026	78,87	S41PLAT064		183,94				
		2001	2001	S410000350024	57,48	S41PLAT064		183,94				
125	LIBERTY 125 4T EU3			S410000350024	57,48	S41PLAT064		183,94				
		2002	2002	S410000350024	57,48	S41PLAT064		183,94				
		2007	2007	S410000350024	57,48	S41PLAT064		183,94		P400480110005		528,98
125	LIBERTY 125 DELIVERY 4T EURO3			S410000350024	57,48	S41PLAT064		183,94		P400480110005		528,98
		2008	2008	S410000350024	57,48	S41PLAT064		183,94				
125	LIBERTY 125 RST			S410000350024	57,48	S41PLAT064		183,94	19x17	P400480110005		528,98
		2004	2005	S410000350024	57,48	S41PLAT064		183,94	19x17			
		2008	2008	S410000350024	57,48	S41PLAT064		183,94	19x17			
125	LIBERTY 125 RST PTT			S410000350024	57,48	S41PLAT064		183,94		P400480110005		528,98
		2005	2006	S410000350024	57,48	S41PLAT064		183,94				
125	LIBERTY 125 SPORT			S410000350024	57,48	S41PLAT064		183,94		P400480110005		528,98
		2006	2006	S410000350024	57,48	S41PLAT064		183,94				
125	LIBERTY MOC 125 4T			S410000350024	57,48	S41PLAT064		183,94				
		2006	2006	S410000350024	57,48	S41PLAT064		183,94				
		2009	2010	S410000350024	57,48	S41PLAT064		183,94		P400480110005		528,98
125	LIBERTY SPORT EU3 125 4T			S410000350024	57,48	S41PLAT064		183,94		P400480110005		528,98
		2006	2007	S410000350024	57,48	S41PLAT064		183,94				
		2010		S410000350024	57,48	S41PLAT064		183,94				
125	MP3 125			S410000350024	57,48	S41PLAT064		183,94		P400480110005		528,98
		2007	2009	S410000350024	57,48	S41PLAT064		183,94				
125	MP3 125 IE / IBRIDO			S410000350024	57,48	S41PLAT064		183,94		P400480110005		528,98
		2008	2009	S410000350024	57,48	S41PLAT064		183,94				
		2010		S410000350024	57,48	S41PLAT064		183,94				
125	SFERA 125 4T LC			S410000350017	45,80	S41PLAT017		100,94	16x13	P400480110006		284,55
		1995	1997	S410000350017	45,80	S41PLAT017		100,94	16x13			

Poj. [cm3]	Model	Rok od	Rok do	Pasek napędowy			Wym. Rolek (mm)	Wariator sportowy	
				Standard	Cena	Platinum		Cena	Nr katalogowy
150	HEXAGON 180 LXT	2008	2008	S410000350024	57,48	S41PLAT064	183,94		
150	LIBERTY 150 4T (SILNIK LEADER)	1997	1997	S410000350021	68,52	S41PLAT021	141,23	19x17	
		2000	2002	S410000350024	57,48	S41PLAT064	183,94	19x17	P400480110005
		2003	2007	S410000350024	57,48	S41PLAT064	183,94	19x17	
150	LIBERTY 150 4T EURO3 / SPORT 150 4T	2008	2008	S410000350024	57,48	S41PLAT064	183,94		P400480110005
150	LIBERTY MOC 150 4T	2008	2008	S410000350024	57,48	S41PLAT064	183,94		
150	MP3 150	2010	2010	S410000350024	57,48	S41PLAT064	183,94		P400480110005
150	SKIPPER 150 2T / LX	1994	1998	S410000350021	68,52	S41PLAT021	141,23	19x17	P400480110004
150	SKIPPER 150 4T	2007	2007	S410000350024	57,48	S41PLAT064	183,94	19x17	
		1994	1999	S410000350021	68,52	S41PLAT021	141,23	19x17	
		2000	2002	S410000350024	57,48	S41PLAT064	183,94	19x17	P400480110005
150	VESPA 4T SPORT EURO3	2002	2002	S410000350024	57,48	S41PLAT064	183,94		
150	VESPA ET4 150 4T	1999	2002	S410000350024	57,48	S41PLAT064	183,94	19x17	P400480110005
150	VESPA GT/LX EURO 3	2008	2008	S410000350024	57,48	S41PLAT064	183,94	19x17	
150	VESPA LX 150	2002	2006	S410000350024	57,48	S41PLAT064	183,94		
150	VESPA LX 150	2005	2007	S410000350024	57,48	S41PLAT064	183,94	19x17	
150	VESPA LX 4T FL / TOURING 150	2006	2006	S410000350024	57,48	S41PLAT064	183,94		
150	VESPA LX 4T FL / TOURING 150	2009	2010	S410000350024	57,48	S41PLAT064	183,94		P400480110005
150	VESPA LX EU3 150	2005	2010	S410000350024	57,48	S41PLAT064	183,94		
150	VESPA LX EU3 IE 150	2006	2008	S410000350024	57,48	S41PLAT064	183,94		P400480110005
		2008	2008	S410000350024	57,48	S41PLAT064	183,94		
		2009	2010	S410000350024	57,48	S41PLAT064	183,94		P400480110005
150	VESPA S 150 4T / IE	2008	2010	S410000350024	57,48	S41PLAT064	183,94		P400480110005
150	X8 STREET EURO 2	2006	2008	S410000350024	57,48	S41PLAT064	183,94		P400480110005
180	BEVERLY 200 4T	2009	2009	S410000350024	57,48	S41PLAT064	183,94		
180	HEXAGON 180 LXT	2003	2003	S410000350046	172,11	S41PLAT046	508,64		
180	HEXAGON GTX	1998	1999	S410000350021	68,52	S41PLAT021	141,23	20x17	P400480110004
180	SUPER HEXAGON GTX 180 4T	1999	1999	S410000350021	68,52	S41PLAT021	141,23		
180	X9 AMALFI 180 4T LC	2000	2000	S410000350024	57,48	S41PLAT046	508,64	19x17	P400480110007
200	BEVERLY 200 4T	2001	2002	S410000350024	57,48	S41PLAT064	183,94	19x17	P400480110007
200	BEVERLY 250	2000	2002	S410000350046	172,11	S41PLAT046	508,64	19x17	P400480110007
200	CARNABY	2001	2002	S410000350048	213,29			19x17	P400480110010
200	LIBERTY 200 4T / EURO3	2003	2003	S410000350046	172,11	S41PLAT046	508,64		
		2007	2007	S410000350048	213,29				P400480110010
		2006	2006	S410000350048	213,29				P400480110010
200	LIBERTY 200 RST	2006	2006	S410000350024	57,48	S41PLAT064	183,94		P400480110010
200	LIBERTY 200 SPORT	2007	2007	S410000350024	57,48	S41PLAT046	508,64		P400480110010
200	VESPA GRANTURISMO/EU3 200	2008	2008	S410000350048	213,29				P400480110010
200	X8 200	2004	2008	S410000350046	172,11	S41PLAT046	508,64	19x17	P400480110010
200	X9 200	2004	2004	S410000350024	57,48	S41PLAT064	183,94		
200	X9 EVOLUTION 200	2006	2006	S410000350024	57,48	S41PLAT046	508,64		P400480110010
250	BEVERLY 250	2003	2005	S410000350024	57,48	S41PLAT046	508,64	19x17	P400480110007
250	BEVERLY 250 IE EU3	2006	2007	S410000350024	57,48	S41PLAT046	508,64	19x17	P400480110007
250	BEVERLY 250 MIC EU3	2004	2007	S410000350024	57,48	S41PLAT064	183,94	19x17	P400480110007
250	BEVERLY CRUISER 250	2005	2006	S410000350024	57,48	S41PLAT046	508,64	19x17	P400480110007
250	BEVERLY RST 250	2002	2002	S410000350046	172,11	S41PLAT046	508,64	19x17	P400480110010
250	BEVERLY SPORT 250	2008	2008	S410000350024	57,48	S41PLAT064	183,94	19x17	P400480110010
250	BEVERLY TOURER 250 EU3	2006	2006			S41PLAT067	376,54		
250	BEVERLY TOURER IE / RST 4T 4V IE EU3 300	2008	2008			S41PLAT067	376,54		P400480110010
250	CARNABY 250	2001	2001	S410000350025	124,62	S41PLAT025	199,96		
250	HEXAGON GT 250	2009	2009			S41PLAT067	376,54		P400480110010
250	SUPER HEXAGON GTX 250	1998	2000	S410000350019	70,16	S41PLAT019	223,10	23x18	P400480110003
250	X9 250	2008	2008			S41PLAT067	376,54	23x18	
300	BEVERLY 400 EURO3	2001	2001	S410000350025	124,62	S41PLAT025	199,96	23x18	P400210110002
300	BEVERLY TOURER IE / RST 4T 4V IE EU3 300	2010	2010			S41PLAT067	376,54		
300	CARNABY CRUISER 300	2009	2009			S41PLAT067	376,54		P400480110011
400	BEVERLY 400 EURO3	2009	2010			S41PLAT067	376,54		P400480110010
400	BEVERLY 500	2006	2007	S410000350049	284,69	S41PLAT049	513,95		P400480110011
400	BEVERLY TOURER 400 EURO3	2008	2008	S410000350049	284,69	S41PLAT049	513,95		
400	MP3 400	2007	2007	S410000350049	284,69	S41PLAT049	513,95		P400480110011
400	MP3 400 LT	2008	2010	S410000350049	284,69	S41PLAT049	513,95		P400480110011
400	MP3 MIC 400	2010	2010	S410000350049	284,69	S41PLAT049	513,95		
400	X EVO 400	2008	2008	S410000350049	284,69	S41PLAT049	513,95		P400480110011
400	X8 400 EU3	2009	2009	S410000350049	284,69	S41PLAT049	513,95		P400480110011
500	BEVERLY 500	2007	2009	S410000350049	284,69	S41PLAT049	513,95		P400480110011
500	BEVERLY 500 EURO3	2006	2008	S410000350049	284,69	S41PLAT049	513,95		P400480110011
500	QM50QT-10A 4T	2002	2004	S410000350049	284,69	S41PLAT049	513,95	25x22	P400480110008
500	X9 500	2005	2006	S410000350049	284,69	S41PLAT049	513,95	25x22	P400480110011
500	X9 EVOLUTION 500	2004	2004	S410000350049	284,69	S41PLAT049	513,95		
500	X9 EVOLUTION 500	2006	2008	S410000350049	284,69	S41PLAT049	513,95		P400480110011
500	X9 EVOLUTION 500	2003	2005	S410000350049	284,69	S41PLAT049	513,95	25x22	P400480110008
500	X9 EVOLUTION 500	2002	2002	S410000350047	272,32			25x22	
500	X9 EVOLUTION 500	2008	2008	S410000350049	284,69	S41PLAT049	513,95	25x22	P400480110011
500	X9 EVOLUTION 500	2006	2007	S410000350049	284,69	S41PLAT049	513,95	25x22	P400480110011
RIEJU									
50	PASEO 4T	2007	2007			S41PLAT058	95,99		
50	TOREO 4T	2007	2007	S410000350028	56,79	S41PLAT028	120,46		
50	YH50QT	2008	2008			S41PLAT058	95,99		
50	YH50QT					S41PLAT058	95,99		
SACHS									
50	BEE 4T	2007	2007			S41PLAT058	95,99		
50	BEE 4T	2008	2008	S410000350028	56,79	S41PLAT028	120,46		
SUZUKI									
50	AH 50 ADDRESS	1992	1995	S410000350029	45,43	S41PLAT029	90,68	16x13	P400510110001
50	AJ 50 ZZ SEPIA S	1995	1997	S410000350029	45,43	S41PLAT029	90,68	16x13	P400510110001
50	AN BURGMAN 125	1999	1999	S410000350038	56,79	S41PLAT038	95,63		
50	AP 50	1994	1997	S410000350029	45,43	S41PLAT029	90,68	16x13	P400510110001
50	AP 50								244,43

Poj. [cm3]	Model	Rok od	Rok do	Standard	Cena	Pasek napędowy Platinum	Cena	Wym. Rolek (mm)	Wariator sportowy	
									Nr katalogowy	Cena
SUZUKI										
50	AY 50 (GB-D-A)	1997	1997	S410000350029	45,43	S41PLAT029	90,68			
		2001	2001	S410000350035	59,13	S41PLAT038	95,63			
50	AY 50 AIR	2001	2001	S410000350038	56,79	S41PLAT038	95,63	16x13		
		2002	2004	S410000350035	59,13	S41PLAT038	95,63	16x13		
				S410000350038	56,79	S41PLAT038	95,63	16x13		
50	AY 50 KATANA	1997	1998	S410000350035	59,13	S41PLAT038	95,63	16x13	P400510110001	244,43
		1999	2002	S410000350038	56,79	S41PLAT038	95,63	16x13	P400510110005	240,86
50	AY 50 KATANA LC / R	1997	1997	S410000350035	59,13	S41PLAT038	95,63	16x13		
		1998	1998	S410000350035	59,13	S41PLAT038	95,63	16x13	P400510110001	244,43
		1999	2000	S410000350038	56,79	S41PLAT038	95,63	16x13	P400510110005	240,86
50	AY 50 W LC	2000	2000	S410000350038	56,79	S41PLAT038	95,63			
50	AY KATANA 50 LC (GB-D-A)	1999	1999	S410000350035	59,13	S41PLAT038	95,63			
		2003	2003	S410000350038	56,79	S41PLAT038	95,63			
50	AY WR 50	2000	2000	S410000350035	59,13	S41PLAT038	95,63			
		2001	2001	S410000350038	56,79	S41PLAT038	95,63			
50	TR 50 S STREET MAGIC	1998	2002	S410000350038	56,79	S41PLAT038	95,63	17x12		
50	UF ESTILETE 50	1998	1998	S410000350038	56,79	S41PLAT038	95,63	16x13		
50	UX ZILLION 50 LC	2000	2000	S410000350038	56,79	S41PLAT038	95,63	16x13	P400510110005	240,86
125	AN BURGMAN 125	1999	2000	S410000350038	56,79	S41PLAT038	95,63	16x13	P400510110005	240,86
		2007	2009			S41PLAT072				
125	EPICURO 125 4T LC	1999	2001	S410000350019	70,16	S41PLAT065	213,57	20x17	P400510110004	543,82
		2010				S41PLAT072		20x17		
125	EPICURO 150 4T LC	2006	2006	S410000350019	70,16	S41PLAT019	223,10			
125	UH BURGMAN 125	2001	2001	S410000350019	70,16	S41PLAT019	223,10	20x17		
		2002	2006	S410000350019	70,16	S41PLAT065	213,57	20x17	P400510110004	543,82
150	AN BURGMAN 250 4T LC	2006	2006	S410000350019	70,16	S41PLAT019	223,10			
150	EPICURO 150 4T LC	1999	2001	S410000350019	70,16	S41PLAT019	223,10	20x17	P400510110004	543,82
150	UH BURGMAN 150	2001	2001	S410000350019	70,16	S41PLAT019	223,10	20x17		
		2002	2006	S410000350019	70,16	S41PLAT065	213,57	20x17	P400510110004	543,82
250	AN BURGMAN 250 4T LC	1998	2002	S410000350036	158,74	S41PLAT036	204,70	23x18	P400510110002	697,29
		2003	2005	S410000350039	158,74			23x18	P400510110002	697,29
250	AN BURGMAN 400 4T LC	2006	2006	S410000350039	158,74					
400	AN BURGMAN 400 4T LC	1999	2005			S41PLAT027	595,10	26x13	P400510110003	750,19
400	CINDARELLA	2006	2006			S41PLAT027	595,10			
SYM										
50	ATTILA 4T	1999	1999	S410000350024	57,48	S41PLAT066	111,96			
50	CINDARELLA	1999	2001			S41PLAT058	95,99			
50	JET 50	1999	2000	S410000350024	57,48	S41PLAT066	111,96			
		2002	2002			S41PLAT058	95,99			
50	JET EURO X EU2 50	2001	2006	S410000350024	57,48	S41PLAT066	111,96			
50	JET SPORT X 50	2006	2007	S410000350024	57,48	S41PLAT066	111,96			
50	JUNGLE 50	2007	2007	S410000350024	57,48	S41PLAT066	111,96			
50	MASK 50	2000	2000	S410000350024	57,48	S41PLAT066	111,96			
50	MASK EU2 50	2001	2003	S410000350024	57,48	S41PLAT066	111,96			
50	RED DEVIL	2004	2004	S410000350024	57,48	S41PLAT066	111,96			
125	ATTILA 4T	1999	1999			S41PLAT053	160,81			
125	ATTILA 4T 4V	2008	2008	S410000350015	54,45	S41PLAT015	142,62			
125	FIDDLE 125	2000	2000			S41PLAT053	160,81			
		2008	2008	S410000350015	54,45	S41PLAT015	142,62			
125	JOYRIDE 125 / EU2	2001	2003			S41PLAT054	141,95			
		2009	2009	S410000350015	54,45	S41PLAT015	142,62			
125	SYMPLY 125	2004	2004			S41PLAT054	141,95			
		2007	2007	S410000350015	54,45	S41PLAT015	142,62			
150	ATTILA 4T 4V	2000	2000			S41PLAT053	160,81			
150	HD 200 / EU2 / EU3 I	2002	2002			S41PLAT054	141,95			
150	JOYRIDE 150	2001	2001			S41PLAT053	160,81			
200	BW'S 50	2006	2006			S41PLAT054	141,95			
200	HD 200 / EU2 / EU3 I	2003	2003			S41PLAT054	141,95			
200	JOYRIDE 200 / EU2 / EU3 I	2003	2005			S41PLAT054	141,95			
YAMAHA										
50	BW'S 100	2010		S410000350001	46,76	S41PLAT001	81,36			
50	BW'S 50	2004	2010	S410000350001	46,76	S41PLAT001	81,36		P400485110001	240,44
50	BW'S BUMP 50	1997	1998	S410000350001	46,76	S41PLAT001	81,36	15x12	P400485110001	240,44
		2009	2009	S410000350001	46,76	S41PLAT001	81,36	15x12		
50	BW'S NAKED 50	1998	1998	S410000350001	46,76	S41PLAT001	81,36	15x12		
		2003	2010	S410000350001	46,76	S41PLAT001	81,36	15x12	P400485110001	240,44
50	BW'S NEXT GENERATION 50	1997	2005	S410000350001	46,76	S41PLAT001	81,36	15x12	P400485110001	240,44
		2006	2006	S410000350001	46,76	S41PLAT001	81,36	15x12		
50	BW'S NEXT GENERATION 50 KAT	1999	1999	S410000350001	46,76	S41PLAT001	81,36	15x12	P400485110001	240,44
		2005	2005	S410000350001	46,76	S41PLAT001	81,36	15x12		
50	BW'S ORIGINAL 50 / SPY	1997	2002	S410000350001	46,76	S41PLAT001	81,36	15x12	P400485110001	240,44
		2003	2003	S410000350001	46,76	S41PLAT001	81,36	15x12		
50	BW'S ORIGINAL EURO2 50	2002	2002	S410000350001	46,76	S41PLAT001	81,36	15x12		
50	BW'S R 50	2001	2003	S410000350001	46,76	S41PLAT001	81,36	15x12	P400485110001	240,44
		1991	1995	S410000350008	49,14	S41PLAT008	94,60	15x12	P400485110001	240,44
50	CR Z TARGET 50	1997	2006	S410000350015	54,45	S41PLAT015	142,62	15x12		
		2001	2001	S410000350001	46,76	S41PLAT015	142,62	15x12		
50	CS 50 JOG R EURO2	1995	1995	S410000350008	49,14	S41PLAT008	94,60	15x12		
		2002	2005	S410000350001	46,76	S41PLAT001	81,36	15x12	P400485110001	240,44
50	CS JOG R 50	2005	2010	S410000350001	46,76	S41PLAT001	81,36	15x12		
		2006	2007	S410000350001	46,76	S41PLAT001	81,36	15x12	P400485110001	240,44
50	CT 50 SUPER SPORT	1990	1995	S410000350004	37,10	S41PLAT004	139,37	15x12		
		2002	2002	S410000350001	46,76	S41PLAT001	81,36	15x12		
50	CT S	1990	1995	S410000350004	37,10	S41PLAT004	139,37			
50	CW 50 RS SPY	1995	1998	S410000350001	46,76	S41PLAT001	81,36	15x12	P400485110001	240,44
50	CW BW'S ORIGINAL EURO2 50	1998	2002	S410000350001	46,76	S41PLAT001	81,36	15x12	P400485110001	240,44
		2002	2002	S410000350001	46,76	S41PLAT001	81,36	15x12		
50	CW L BW'S 50	2003	2003	S410000350001	46,76	S41PLAT001	81,36	15x12	P400485110001	240,44
				S410000350001	46,76	S41PLAT001	81,36	15x12		
50	CW SP BW'S ORIGINAL EURO2 50	2004	2004	S410000350001	46,76	S41PLAT001	81,36	15x12		
				S410000350001	46,76	S41PLAT001	81,36	15x12		
50	EW SLIDER 50	2000	2002	S410000350001	46,76	S41PLAT001	81,36	15x12	P400485110001	240,44
		1995	1995	S410000350008	49,14	S41PLAT008	94,60	15x12	P400485110001	240,44
50	JOG 50	2002	2002	S410000350001	46,76	S41PLAT001	81,36	15x12	P400485110001	240,44
				S410000350008	49,14	S41PLAT008	94,60	15x12		
50	JOG ER 50			S410000350008	49,14	S41PLAT008	94,60			
50	YA R AXIS 50	1995	1996	S410000350008	49,14	S41PLAT008	94,60	15x12	P400485110001	240,44
50	YA R FORTE	1994	1996	S410000350008	49,14	S41PLAT008	94,60			
50	YA ZA JOG Z 50	1995	1996	S410000350008	49,14	S41PLAT008	94,60	15x12	P400485110001	240,44
50	YE EVOLIS	1992	1996	S410000350008	49,14	S41PLAT008	94,60			
50	YE ZEST 50			S410000350008	49,14	S41PLAT008	94,60			

Poj. [cm3]	Model	Rok od	Rok do	Pasek napędowy			Wym. Rolek (mm)	Wariator sportowy	
				Standard	Cena	Platinum		Nr katalogowy	Cena
50	YH 50 WHY EURO1	1995	1995	S410000350008	49,14	S41PLAT008	94,60	15x12	
		1999	2000	S410000350001	46,76	S41PLAT001	81,36	15x12	P400485110001
50	YH 50 WHY EURO2	2000	2000	S410000350001	46,76	S41PLAT001	81,36	15x12	
		2003	2005	S410000350001	46,76	S41PLAT001	81,36	15x12	P400485110001
50	YH WHY 50	1998	2000	S410000350001	46,76	S41PLAT001	81,36	15x12	
		2001	2005	S410000350001	46,76	S41PLAT001	81,36	15x12	P400485110001
50	YM 50 BREEZE	1994	1995	S410000350008	49,14	S41PLAT008	94,60	15x12	P400485110001
		2002	2002	S410000350001	46,76	S41PLAT001	81,36	15x12	
50	YN 50 NEO'S EURO2	1995	1995	S410000350008	49,14	S41PLAT008	94,60	15x12	
		2002	2003	S410000350001	46,76	S41PLAT001	81,36	15x12	P400485110001
50	YN NEO'S 50	2003	2003	S410000350001	46,76	S41PLAT001	81,36	15x12	
		2004	2010	S410000350001	46,76	S41PLAT001	81,36	15x12	P400485110001
50	YN R NEO'S 50 / OVETTO	1997	2002	S410000350001	46,76	S41PLAT001	81,36	15x12	P400485110001
		2006	2006	S410000350001	46,76	S41PLAT001	81,36	15x12	
50	YQ AEROX 50 LC	1997	2002	S410000350001	46,76	S41PLAT001	81,36	15x12	P400485110001
		1999	2010	S410000350001	46,76	S41PLAT001	81,36	15x12	
50	YQ AEROX R 50 LC	1999	2000	S410000350001	46,76	S41PLAT001	81,36	15x12	P400485110001
		2005	2005	S410000350001	46,76	S41PLAT001	81,36	15x12	
50	YQ L AEROX EURO2 50	1999	2003	S410000350001	46,76	S41PLAT001	81,36	15x12	P400485110001
		2003	2009	S410000350001	46,76	S41PLAT001	81,36	15x12	P400485110001
50	YW50 ZUMA 50			S410000350001	46,76	S41PLAT001	81,36	15x12	
100	BW'S 100	1999	2001	S410000350037	77,17	S41PLAT037	102,94	15x12	P400485110004
100	XC CYGNUS 125 4T	2002	2002	S410000350037	77,17	S41PLAT037	102,94		
100	YN NEO'S 100	1999	2002	S410000350037	77,17	S41PLAT037	102,94	15x12	P400485110004
100	YQ AEROX 100	2000	2002	S410000350037	77,17	S41PLAT037	102,94	15x12	P400485110004
125	XC CYGNUS 125 4T	1995	1998	S410000350044	108,68	S41PLAT044	121,34	20x12	P400485110001
		1999	2003	S410000350044	108,68	S41PLAT044	121,34	20x12	P400485110005
125	X-CITY 125 VP	2003	2003	S410000350044	108,68	S41PLAT044	121,34		
		2008	2009			S41PLAT056	220,73		P400485110003
125	X-MAX 125 YP R	2006	2010			S41PLAT056	220,73		P400485110003
125	XN TEO'S 125 4T LC	2000	2000	S410000350021	68,52	S41PLAT021	141,23	20x12	P400485110003
		2010				S41PLAT056	220,73	20x12	P400485110003
125	XN TEO'S 150 4T LC	2002	2002	S410000350021	68,52	S41PLAT021	141,23		
		2000	2000	S410000350021	68,52	S41PLAT021	141,23	20x12	
125	XQ MAXTER 125 4T LC	2001	2002	S410000350021	68,52	S41PLAT021	141,23	20x12	P400485110003
125	YP 125 E MAJESTY 4T	2002	2004	S410000350021	68,52	S41PLAT021	141,23		
125	YP MAJESTY 125 4T	1998	2002	S410000350021	68,52	S41PLAT021	141,23	20x12	P400485110003
		2005	2005	S410000350021	68,52	S41PLAT021	141,23	20x12	
150	XN TEO'S 150 4T LC	2001	2002	S410000350021	68,52	S41PLAT021	141,23	20x12	P400485110003
150	XQ MAXTER 150 4T LC	2001	2002	S410000350021	68,52	S41PLAT021	141,23	20x12	P400485110003
150	YP 180 E MAJESTY	2002	2002	S410000350021	68,52	S41PLAT021	141,23		
150	YP MAJESTY 150 4T LC	2000	2002	S410000350021	68,52	S41PLAT021	141,23	20x12	P400485110003
180	X-CITY 250 VP	2005	2005	S410000350021	68,52	S41PLAT021	141,23		
180	YP 180 E MAJESTY	2003	2004	S410000350021	68,52	S41PLAT021	141,23	20x17	P400485110003
250	VERSITY XC 300	2003	2003			S41PLAT022	194,76		
250	X-CITY 250 VP	2007	2009			S41PLAT055	292,04		P400485110002
250	X-MAX 250 YP R	2005	2010			S41PLAT055	292,04		P400485110002
250	YP 250 MAJESTY 4T LC / DX / ABS	1996	2003	S410000350022	72,18	S41PLAT022	194,76	20x12	P400485110002
		2010				S41PLAT055	292,04	20x12	
300	VERSITY XC 300	2003	2005			S41PLAT055	292,04		
500	XP T-MAX 500	2001	2003	S410000350045	414,39	S41PLAT045	513,95	25x14	P400485110009
		2004	2010	S410000350045	414,39	S41PLAT052	513,95	25x14	P400485110010
		2010		S410000350045	414,39	S41PLAT052	513,95	25x14	
500	XP T-MAX ABS 500	2005	2009	S410000350045	414,39	S41PLAT052	513,95		P400485110010

Dayco - paski do skuterów

Poj. [cm3]	Model	Rok od	Rok do	Pasek standardowy		Pasek wzmocniony	
				Nr katalogowy	Cena	Nr katalogowy	Cena
AEON							
50	AERO	1999	2001	DAY7175	50,66	DAY7175K	67,85
50	COBRA ATV	2000	2002	DAY7175	50,66	DAY7175K	67,85
50	ECHO	1999	2001	DAY7175	50,66	DAY7175K	67,85
50	REGAL	1999	2001	DAY7175	50,66	DAY7175K	67,85
50	TORCH	1999	2001	DAY7175	50,66	DAY7175K	67,85
90	COBRA ATV			DAY7175	50,66	DAY7175K	67,85
125	COBRA ATV RS			DAY8152K	121,16		
125	COBRA ATV UTILITY			DAY8152K	121,16		
180	COBRA ATV RS			DAY8152K	121,16		
180	COBRA ATV UTILITY			DAY8152K	121,16		
220	COBRA ATV	2004	2007	DAY8136K	105,40		
APRILIA							
50	AMICO	1992	1999	DAY7167	47,14	DAY7167K	71,10
50	AREA 51	1998	2000	DAY7167	47,14	DAY7167K	71,10
50	BLUE STAR			DAY7167	47,14	DAY7167K	71,10
50	FUN			DAY7167	47,14	DAY7167K	71,10
50	GULLIVER AC/LC	1994	2000	DAY7167	47,14	DAY7167K	71,10
50	HABANA CUSTOM	1999	2002	DAY8133	64,58		
50	HABANA RETRO	1999	2002	DAY8133	64,58		
50	MOJITO CUSTOM 27	2004	2008	DAY8101	68,09	DAY8101K	90,10
50	MOJITO CUSTOM 2T	1999	2004	DAY8133	64,58		
50	MOJITO RETRO 2T	1999	2004	DAY8133	64,58		
50	QUASAR ATV	2002		DAY7175	50,66	DAY7175K	67,85
50	RALLY AC/LC	1995	2003	DAY7167	47,14	DAY7167K	71,10
50	SCARABEO 2T	1993	2005	DAY7167	47,14	DAY7167K	71,10
		2006	2008	DAY8102	67,87		
50	SCARABEO 4T	2003	2008	DAY8102	67,87		
50	SCARABEO 4T RST	2006		DAY8102	67,87		
50	SCARABEO 4T RST EURO3	2006	2008	DAY8207	64,35		
50	SCARABEO DITECH	2001	2007	DAY8133	64,58		
50	SCARABEO QUATTRO	2009		DAY8102	67,87		
50	SCARABEO STREET 2T RST	2006		DAY8102	67,87		
50	SONIC	1998		DAY8177	57,06		
50	SONIC GP	1998		DAY8177	57,06		
50	SPORT CITY 4T	2008		DAY8207	64,35		
50	SPORTCITY ONE 2T	2008		DAY8102	67,87		
50	SR AC	1993	1996	DAY7167	47,14	DAY7167K	71,10
50	SR DITECH	2000	2006	DAY8133	64,58		
50	SR LC	1993	1996	DAY7167	47,14	DAY7167K	71,10
50	SR NETSCAPER/SPORT	1997	2002	DAY7167	47,14	DAY7167K	71,10
50	SR R	2004	2008	DAY8101	68,09	DAY8101K	90,10
50	SR R FACTORY	2004	2008	DAY8101	68,09	DAY8101K	90,10
Poj. [cm3]	Model	Rok od	Rok do	Pasek standardowy		Pasek wzmocniony	
				Nr katalogowy	Cena	Nr katalogowy	Cena
50	SR R WTRYSK PALIWA	2003	2008	DAY8161	77,59		
50	SR RACING/SPORT	2000	2004	DAY8133	64,58		
50	SR REPLICA	1993	1996	DAY7167	47,14	DAY7167K	71,10
50	SR REPLICA LC	2000	2003	DAY8133	64,58		
50	SR STEALTH/RACING	1997	2001	DAY7167	47,14	DAY7167K	71,10
50	SR STREET	2003	2008	DAY8101	68,09	DAY8101K	90,10
50	SR WWW	1997	2002	DAY7167	47,14	DAY7167K	71,10
100	SCARABEO 2T	2000	2001	DAY8173	59,26		
100	SCARABEO 4T	2001		DAY8170K	108,87		
100	SCARABEO 4T RST	2006		DAY8170K	108,87		
125	ATLANTIC	2003	2005	DAY8118K	126,93		
125	ATLANTIC EURO3	2006	2008	DAY8118K	126,93		
125	HABANA CUSTOM	1999	2002	DAY8110	67,87		
		2003	2004	DAY8118K	126,93		
125	HABANA RETRO	1999	2002	DAY8110	67,87		
		2003	2004	DAY8118K	126,93		
125	LEONARDO	1996	2005	DAY8136K	105,40		
125	LEONARDO ST	1996	2005	DAY8136K	105,40		
125	MOJITO	2003	2008	DAY8118K	126,93		
125	MOJITO CUSTOM	1999	2002	DAY8110	67,87		
		2003	2004	DAY8118K	126,93		
125	MOJITO RETRO	1999	2002	DAY8110	67,87		
		2003	2004	DAY8118K	126,93		
125	QUASAR ATV	2002	2004	DAY8152K	121,16		
125	SCARABEO GT	1999	2004	DAY8136K	105,40		
125	SCARABEO GT/STREET/EU3	2003	2007	DAY8178K	152,19		
125	SPORT CITY	2004	2008	DAY8178K	152,19		
125	SPORT CITY CUBE	2008		DAY8178K	152,19		
125	SPORT CITY ONE	2008		DAY8118K	126,93		
125	SR	1999	2002	DAY7183	74,21	DAY7183K	117,66
125	SR 2T	1999	2001	DAY8128K	93,91		
150	LEONARDO	1996	2005	DAY8136K	105,40		
150	LEONARDO ST	1996	2005	DAY8136K	105,40		
150	MOJITO	2003	2007	DAY8118K	126,93		
150	SCARABEO GT	1999	2004	DAY8136K	105,40		
150	SR	1999	2002	DAY7183	74,21	DAY7183K	117,66
150	SR 2T	1999	2001	DAY8128K	93,91		
180	QUASAR ATV	2002	2004	DAY8198K	162,62		
200	ATLANTIC MODEL RAMY SPA	2003	2005	DAY8118K	126,93		
200	ATLANTIC MODEL RAMY SPC	2003	2006	DAY8203K	222,17		
200	ATLANTIC MODEL RAMY SPE	2003	2006	DAY8180K	215,96		
200	SCARABEO GT	1999	2004	DAY8136K	105,40		
200	SCARABEO GT/STREET/EURO3	2003	2007	DAY8188K	220,78		
200	SPORT CITY	2004	2008	DAY8188K	220,78		
250	ATLANTIC	2003	2006	DAY8203K	222,17		

Poj. [cm3]	Model	Rok od	Rok do	Pasek standardowy		Pasek wzmocniony	
				Nr katalogowy	Cena	Nr katalogowy	Cena
APRILIA							
250	ATLANTIC IE EURO3	2006	2008	DAY8203K	222,17		
250	LEONARDO	1999	2001	DAY8175K	165,86		
250	LEONARDO ST	2001	2001	DAY8175K	165,86		
250	SCARABEO GT	2004	2006	DAY8196K	242,93		
250	SCARABEO LIGHT	2006	2008	DAY8196K	242,93		
250	SPORT CITY	2006	2008	DAY8196K	242,93		
250	SPORT CITY CUBE	2008		DAY8196K	242,93		
300	LEONARDO	2004	2004	DAY8175K	165,86		
300	SCARABEO LIGHT	2009		DAY8196K	242,93		
300	SPORT CITY CUBE	2009		DAY8196K	242,93		
400	ATLANTIC SPRINT IE	2005	2007	DAY8190K	341,40		
400	SCARABEO	2006	2007	DAY8190K	341,40		
400	SCARABEO LIGHT IE	2006	2007	DAY8190K	341,40		
500	ATLANTIC	2001	2004	DAY8193K	295,68		
500	ATLANTIC SPRINT	2005	2007	DAY8190K	341,40		
500	SCARABEO	2003	2006	DAY8190K	341,40		
500	SCARABEO LIGHT	2006	2007	DAY8190K	341,40		
BAOTIAN							
50	BT QT-11 4T			DAY8246	66,46		
50	BT QT-12 4T			DAY8246	66,46		
50	BT QT-3 4T			DAY8246	66,46		
50	BT QT-7 4T			DAY8246	66,46		
50	BT QT-8 4T			DAY8246	66,46		
50	BT QT-9 4T			DAY8246	66,46		
50	ZN QT-A 4T			DAY8246	66,46		
50	ZN QT-B 4T			DAY8246	66,46		
125	BT T-2			DAY8152K	121,16		
125	BT T-9		2006	DAY8152K	121,16		
BENELLI							
50	491	1997	2002	DAY7167	47,14	DAY7167K	71,10
50	491 RR	2003	2004	DAY7186	56,45		
50	491 ST	2003	2003	DAY7186	56,45		
50	K2 AC/LC	1998	2001	DAY7167	47,14	DAY7167K	71,10
50	NAKED	2002	2002	DAY7167	47,14	DAY7167K	71,10
		2003	2004	DAY7186	56,45		
50	PEPE/PEPE LX	1998	2006	DAY7167	47,14	DAY7167K	71,10
100	K2	1999	2001	DAY8173	59,26		
100	NAKED	2001		DAY8173	59,26		
100	PEPE LX	2001		DAY8173	59,26		
125	ADIVA	2001	2007	DAY8118K	126,93		
125	VELVET	1999	2001	DAY8128K	93,91		
125	VELVET TOURING	2002	2007	DAY8128K	93,91		
150	ADIVA	2001	2007	DAY8118K	126,93		
150	VELVET	1999	2001	DAY8128K	93,91		
150	VELVET TOURING	2002	2007	DAY8128K	93,91		
250	AD ADIVA	2006		DAY8196K	242,93		
250	VELVET	1999	2001	DAY8175K	165,86		
250	VELVET TOURING	2002	2007	DAY8175K	165,86		
400	VELVET DUSK	2003	2004	DAY8192K	325,27		
BETA							
50	ARK AC/LC	1996		DAY7167	47,14	DAY7167K	71,10
50	ARK LC K SERIES	2004		DAY7167	47,14	DAY7167K	71,10
50	CRONO 502	1995	1995	DAY7167	47,14	DAY7167K	71,10
50	EIKON	1999	2003	DAY7167	47,14	DAY7167K	71,10
50	QUADRA	1995	1995	DAY7167	47,14	DAY7167K	71,10
50	TEMPO 13"	1994	1995	DAY7167	47,14	DAY7167K	71,10
50	TEMPO 16"	1996	1999	DAY7167	47,14	DAY7167K	71,10
125	EIKON	2000	2002	DAY8136K	105,40		
150	EIKON	2000	2002	DAY8136K	105,40		
BMW							
125	C1	1999	2003	DAY8136K	105,40		
200	C1	1999	2003	DAY8136K	105,40		
CAGIVA							
50	CITY	1991	1994	DAY7170	46,92		
50	CUCCIOLO	1998	1999	DAY7196	59,64		
50	PROGRESS AC	1998	1999	DAY7196	59,64		
50	PROGRESS LC	1998	2001	DAY8132	77,60		
125	CUCCIOLO/NUVOLA	1998	2000	DAY8110	67,87		
CHINA							
50	GMI 102 4T			DAY8246	66,46		
50	GMI 104 4T			DAY8246	66,46		
50	GMI 106 4T			DAY8246	66,46		
CHINA MOTOR							
50	4T CARTER CORTO			DAY8246	66,46		
50	MOTOR 4T			DAY8134	55,60	DAY8134K	70,41
125	4T			DAY8152K	121,16		
125	JL T-12 4T			DAY8152K	121,16		
150	4T			DAY8152K	121,16		
CPI							
50	CRAB ATV	2000	2000	DAY8177	57,06		
50	HUSSAR	2000	2003	DAY8177	57,06		
50	POPCORN	2000	2003	DAY8177	57,06		
DAELIM							
50	MESSAGE			DAY7171	41,27		
50	MESSAGE II			DAY7171	41,27		
50	SE CORDI			DAY7171	41,27		
50	TAPO	1999	2000	DAY7171	41,27		
250	S2	2006	2008	DAY8198K	162,62		
250	SQ	2006	2008	DAY8198K	162,62		
DERBI							
50	ATLANTIC BULLET AC	2003	2005	DAY8101	68,09	DAY8101K	90,10
50	ATLANTIC CITY AC	2003	2006	DAY8101	68,09	DAY8101K	90,10
50	ATLANTIC RED BULLET AC	2003	2003	DAY8101	68,09	DAY8101K	90,10

Poj. (cm3)	Model	Rok od	Rok do	Pasek standardowy		Pasek wzmocniony	
				Nr katalogowy	Cena	Nr katalogowy	Cena
50	ATLANTIC TWO CHIC AC	2005	2005	DAY8101	68,09	DAY8101K	90,10
50	ATLANTIS	1997	1999	DAY7192/1	62,22		
50	ATLANTIS 4T	2004	2007	DAY8207	64,35		
50	ATLANTIS AC 2T	2002		DAY8101	68,09	DAY8101K	90,10
50	ATLANTIS AC/LC	1999	2001	DAY8132	77,60		
50	AVENTURA			DAY7188	41,16		
50	BOULEVARD 4T	2009		DAY8207	64,35		
50	BOX			DAY8004	55,34		
50	EASY			DAY7167	47,14	DAY7167K	71,10
50	FURAX			DAY7188	41,16		
50	GP1	2001	2003	DAY8101	68,09	DAY8101K	90,10
50	GP1 EURO2	2005		DAY8101	68,09	DAY8101K	90,10
50	GP1 OPEN	2006		DAY8101	68,09	DAY8101K	90,10
50	GP1 RACE	2005	2007	DAY8101	68,09	DAY8101K	90,10
50	HUNTER	1996	1997	DAY7192/1	62,22		
50	PADDOCK AC/LC	1998	1999	DAY7192/1	62,22		
50	PREDATOR AC	1998	2001	DAY7192/1	62,22		
50	PREDATOR LC	1998	2001	DAY8132	77,60		
50	REVOLUTION			DAY7188	41,16		
50	SPORT R			DAY8004	55,34		
				DAY7188	41,16		
50	START			DAY8004	55,34		
50	SUPERBOX			DAY7188	41,16		
50	URBAN			DAY7188	41,16		
50	VAMOS	1993	1995	DAY7142	41,49		
50	VAMOS R	1995		DAY7142	41,49		
50	VARIANT			DAY8004	55,34		
50	VARIANT START 3			DAY7188	41,16		
50	WORLD CHAMPION			DAY8004	55,34		
100	ATLANTIS	2000	2001	DAY8145	76,51		
100	ATLANTIS 4T	2004	2006	DAY8208K	87,09		
125	BOULEVARD	2002	2007	DAY8118K	126,93		
125	BOULEVARD 4T	2008		DAY8118K	126,93		
125	GP1	2006	2007	DAY8118K	126,93		
125	GP1 LOW SEAT	2007	2008	DAY8118K	126,93		
125	RAMBLA	2008		DAY8178K	152,19		
150	BOULEVARD	2002	2007	DAY8118K	126,93		
200	BOULEVARD EURO3	2005	2008	DAY8180K	216,96		
250	GP1	2006	2007	DAY8203K	222,17		
250	GP1 LOW SEAT	2007	2008	DAY8203K	222,17		
250	RAMBLA	2008		DAY8196K	242,93		
GILERA							
50	CBA			DAY7155	40,29		
50	DNA	2000	2007	DAY8102	67,87		
50	DNA GP EXPERIENCE	2003	2004	DAY8102	67,87		
50	EASY MOVING	1995	1996	DAY7168	46,92	DAY7168K	68,58
50	ICE	2001	2005	DAY8101	68,09	DAY8101K	90,10
50	RUNNER	1997	2000	DAY8101	68,09	DAY8101K	90,10
50	RUNNER POGGIALI	2002	2002	DAY8101	68,09	DAY8101K	90,10
50	RUNNER PUREJET	2002	2004	DAY8101	68,09	DAY8101K	90,10
		2005	2007	DAY8161	77,59		
50	RUNNER PUREJET ST	2008		DAY8161	77,59		
50	RUNNER SP	2002		DAY8101	68,09	DAY8101K	90,10
50	STALKER	1997		DAY8101	68,09	DAY8101K	90,10
50	STALKER NAKED	2008		DAY8101	68,09	DAY8101K	90,10
		1993	1996	DAY7163	46,92	DAY7163K	74,57
50	STORM	2007	2007	DAY8101	68,09	DAY8101K	90,10
50	TREND			DAY7155	40,29		
50	TYPHOON	1994	1997	DAY7163	46,92	DAY7163K	74,57
50	TYPHOON X	1998	1999	DAY7163	46,92	DAY7163K	74,57
50	TYPHOON XR	2000		DAY8101	68,09	DAY8101K	90,10
125	DNA	2001	2001	DAY8118K	126,93		
125	NEXUS	2007		DAY8118K	126,93		
125	NEXUS IE	2008		DAY8118K	126,93		
125	RUNNER FX	1997	2002	DAY94797	72,26		
125	RUNNER FX/SP	1997	2002	DAY7183	74,21	DAY7183K	117,66
125	RUNNER VX	2002	2007	DAY8118K	126,93		
125	RUNNER VX RACE	2006	2006	DAY8118K	126,93		
125	RUNNER VX ST	2008		DAY8118K	126,93		
125	RUNNER VXR	2002	2006	DAY8118K	126,93		
125	TYPHOON	1995	1998	DAY7183	74,21	DAY7183K	117,66
125	TYPHOON X	1999	2000	DAY7183	74,21	DAY7183K	117,66
125	TYPHOON XR	1999	2000	DAY7183	74,21	DAY7183K	117,66
180	DNA	2001	2001	DAY8118K	126,93		
180	RUNNER FXR	1997	2002	DAY7190	75,05		
200	RUNNER VX	2002	2006	DAY8118K	126,93		
200	RUNNER VX SC	2006	2007	DAY8118K	126,93		
200	RUNNER VXR	2002	2006	DAY8118K	126,93		
200	RUNNER VXR RACE	2006	2006	DAY8203K	222,17		
200	RUNNER VXR ST	2008	2008	DAY8203K	222,17		
250	NEXUS	2006	2007	DAY8203K	222,17		
250	NEXUS SP	2006	2007	DAY8203K	222,17		
250	OREGON	2006	2008	DAY8203K	222,17		
300	NEXUS	2008		DAY8203K	222,17		
500	FUOCO	2007	2008	DAY8190K	341,40		
500	NEXUS	2003	2005	DAY8190K	341,40		
500	NEXUS SP	2006	2008	DAY8190K	341,40		
HAOTIAN							
50	HT QT-9 BUBBLE 4T			DAY8134	55,60	DAY8134K	70,41
125	HT T-4 COBRA			DAY8152K	121,16		
HONDA							
50	GP DIO	1991	1991	DAY7171	41,27		
50	NH LEAD	1987	1995	DAY7176	45,64		
50	PK WALLAROO			DAY7179	74,19		
50	SFX	1995		DAY7172	42,54	DAY7172K	68,32
50	SH H	1984	1995	DAY7177	53,65		
50	SJ BALI	1993		DAY7172	42,54	DAY7172K	68,32
50	SP DIO			DAY7171	41,27		
50	SR DIO	1990	1990	DAY7171	41,27		
50	SRX SHADOW	1998		DAY7172	42,54	DAY7172K	68,32
50	SXR	1997		DAY7172	42,54	DAY7172K	68,32
50	ZX DIO	1994	2000	DAY7171	41,27		

Poj. [cm3]	Model	Rok od	Rok do	Pasek standardowy		Pasek wzmocniony	
				Nr katalogowy	Cena	Nr katalogowy	Cena
75	SH SCOOPY	1987	1991	DAY8011	55,34		
90	NH YUPI	1991	1994	DAY7168	46,92	DAY7168K	68,58
90	SRX SHADOW	1998	1998	DAY7168	46,92	DAY7168K	68,58
100	BALI			DAY7168	46,92	DAY7168K	68,58
125	FES PANTHEON 2T	1998	2002	DAY8131K	143,38		
125	FES PANTHEON 4T	2003	2006	DAY8154	123,94		
125	NES @	2000	2006	DAY8154	123,94		
125	PS1 PASSION	2006		DAY8154	123,94		
125	SES DYLAN	2002	2006	DAY8154	123,94		
125	SH SCOOPY	2001	2005	DAY8154	123,94		
125	SPACY	1988		DAY8136K	105,40		
125	S-WING	2007		DAY8154	123,94		
150	FES PANTHEON 2T	1998	2002	DAY8131K	143,38		
150	NES @	2000	2001	DAY8154	123,94		
250	FES FORESIGHT	1997	2002	DAY8195K	160,53		
250	NSS JAZZ	2000	2004	DAY8195K	160,53		
400	SILVER WING	2006		DAY8205K	384,40		
HYOSUNG							
50	SB M	2007	2008	DAY7171	41,27		
50	SD SENSE	2000	2005	DAY7171	41,27		
50	TE	2005	2005	DAY7171	41,27		
ITALJET							
50	BAZOOKA 1			DAY7187	49,50		
50	BAZOOKA 2	1993	1993	DAY7187	49,50		
50	DRAGSTER	1998	2000	DAY7167	47,14	DAY7167K	71,10
50	FORMULA AC/LC	1994	2000	DAY7186	56,45		
50	JET SET	2002	2003	DAY8101	68,09	DAY8101K	90,10
50	PISTA 1	1995	1995	DAY7187	49,50		
50	PISTA 2	1992		DAY7167	47,14	DAY7167K	71,10
50	REPORTER			DAY7187	49,50		
50	SCOOP 2/3	1993		DAY7167	47,14	DAY7167K	71,10
50	TORPEDO 2T	1997	2000	DAY7186	56,45		
50	TORPEDO 4T	2001	2003	DAY8102	67,87		
50	TORPEDO 4T	2002	2003	DAY8102	67,87		
50	VELOCIFERO	1993	1999	DAY7142	41,49		
50	YANKEE	1992		DAY7167	47,14	DAY7167K	71,10
100	MILLENIUM			DAY8173	59,26		
125	DRAGSTER			DAY7183	74,21	DAY7183K	117,66
125	JET SET	2001	2004	DAY8118K	126,93		
125	JUPITER	2001	2003	DAY8128K	93,91		
125	MILLENIUM 4T	2000	2003	DAY8128K	93,91		
125	TORPEDO	1999	2000	DAY8110	67,87		
125	TORPEDO	2001	2003	DAY8118K	126,93		
150	JET SET	2001	2004	DAY8118K	126,93		
150	JUPITER	2001	2003	DAY8128K	93,91		
150	MILLENIUM 4T	2000	2003	DAY8128K	93,91		
150	TORPEDO	2000	2003	DAY8118K	126,93		
180	DRAGSTER	1999	2003	DAY7190	75,05		
250	JUPITER			DAY8175K	165,86		
KEEWAY							
125	ARN	2007		DAY8136K	105,40		
125	FOCUS	2006	2006	DAY8136K	105,40		
125	MATRIX	2006		DAY8136K	105,40		
150	ARN	2007		DAY8136K	105,40		
150	FOCUS	2006	2006	DAY8136K	105,40		
150	MATRIX	2006		DAY8136K	105,40		
KYMCO							
50	AGILITY	2005	2005	DAY8134	55,60	DAY8134K	70,41
50	AGILITY 4T R10	2006		DAY8246	66,46		
50	AGILITY 4T R12	2007	2008	DAY8134	55,60	DAY8134K	70,41
50	AGILITY 4T R16	2008		DAY8134	55,60	DAY8134K	70,41
50	BET&WIN	2002	2003	DAY8134	55,60	DAY8134K	70,41
50	CX CURIO			DAY7173	45,42		
50	CX SUPER	1994	1997	DAY7173	45,42		
50	DINK 2T	1998	2002	DAY8134	55,60	DAY8134K	70,41
50	DINK 4T	2007	2007	DAY8134	55,60	DAY8134K	70,41
50	DINK CLASSIC	2003	2003	DAY8134	55,60	DAY8134K	70,41
50	DJ W	1994	2000	DAY7173	45,42		
50	DJ X	1991	1992	DAY7173	45,42		
50	DJ Y	1993	1993	DAY7173	45,42		
50	FILLY 4T	1998	2000	DAY8246	66,46		
50	FILLY LX	2001	2002	DAY8224	68,78		
50	HEROISM	1995	1997	DAY8246	66,46		
50	KXR	2004		DAY8246	66,46		
50	MAXXER	2005		DAY8246	66,46		
50	MONGOOSE	2006	2007	DAY8246	66,46		
50	MXER	2002	2004	DAY8246	66,46		
50	MXU	2006	2007	DAY8246	66,46		
50	MXU SR	2006		DAY8246	66,46		
50	PEOPLE	1999	2008	DAY8134	55,60	DAY8134K	70,41
50	PEOPLE S	2005	2008	DAY8134	55,60	DAY8134K	70,41
50	PEOPLE S 4T	2006	2008	DAY8134	55,60	DAY8134K	70,41
50	SENTO	2008		DAY8246	66,46		
50	SNIPER DD/DT	1993	1996	DAY8246	66,46		
50	SUPER 8	2007	2007	DAY8134	55,60	DAY8134K	70,41
50	SUPER 9	2000	2000	DAY8134	55,60	DAY8134K	70,41
50	SUPER 9 SPORT	2003	2004	DAY8134	55,60	DAY8134K	70,41
50	TOP BOY	1997	2000	DAY8134	55,60	DAY8134K	70,41
50	VITALITY 2T	2004	2004	DAY8134	55,60	DAY8134K	70,41
50	VITALITY 4T	2004	2004	DAY8134	55,60	DAY8134K	70,41
50	YUP	2002	2003	DAY8134	55,60	DAY8134K	70,41
125	AGILITY	2006		DAY8172K	114,67		
125	AGILITY R16	2008		DAY8172K	114,67		
125	BET&WIN	2000	2004	DAY8136K	105,40		
125	DINK	1997	2007	DAY8136K	105,40		
125	DINK CLASSIC	2002	2003	DAY8136K	105,40		
125	DINK LX	1998	2000	DAY8136K	105,40		
125	GRAND DINK	2001	2004	DAY8136K	105,40		
125	HEROISM	1995	1997	DAY8152K	121,16		
125	MOVIE	1998	2000	DAY8152K	121,16		
		2006	2007	DAY8172K	114,67		

Poj. (cm3)	Model	Rok od	Rok do	Pasek standardowy		Pasek wzmocniony	
		Rok od	Rok do	Nr katalogowy	Cena	Nr katalogowy	Cena
125	MOVIE XL	2001	2004	DAY8172K	114,67		
125	MXER	2000	2004	DAY8136K	105,40		
125	MXU	2000	2004	DAY8136K	105,40		
125	PEOPLE	1999	2008	DAY8172K	114,67		
125	PEOPLE S	2005		DAY8172K	114,67		
125	SUPER 8	2008	2008	DAY8172K	114,67		
125	VIVIO	2000		DAY8152K	121,16		
150	AGILITY	2006	2007	DAY8172K	114,67		
150	BET&WIN	2000	2004	DAY8136K	105,40		
150	DINK	1997	2007	DAY8136K	105,40		
150	DINK CLASSIC	2002	2003	DAY8136K	105,40		
150	DINK LX	1998	2000	DAY8136K	105,40		
150	GRAND DINK 150	2001	2004	DAY8136K	105,40		
150	HEROISM	1995	1997	DAY8152K	121,16		
150	MOVIE	2006	2007	DAY8172K	114,67		
150	MOVIE XL	2001	2004	DAY8172K	114,67		
150	MXER	2000	2004	DAY8136K	105,40		
150	MXU	2000	2004	DAY8136K	105,40		
150	PEOPLE	1999	2008	DAY8172K	114,67		
150	VIVIO	2000		DAY8152K	121,16		
200	DINK CLASSIC	2004	2004	DAY8241K	114,67		
200	DINK EURO3 IE	2006	2007	DAY8242K	112,81		
250	BET&WIN	2000	2003	DAY8198K	162,62		
250	GRAND DINK	2001	2004	DAY8198K	162,62		
250	KXR	2003	2004	DAY8198K	162,62		
250	MONGOOSE	2003	2007	DAY8198K	162,62		
250	MXU	2005	2005	DAY8198K	162,62		
250	PEOPLE	2003	2004	DAY8202K	196,95		
250	PEOPLE S	2006	2007	DAY8202K	196,95		
250	PEOPLE S I	2007	2008	DAY8202K	196,95		
250	XCITING	2005	2005	DAY8202K	196,95		
250	YUP	2003	2003	DAY8198K	162,62		
300	MAXXER	2005	2006	DAY8198K	162,62		
300	MONGOOSE	2005	2007	DAY8198K	162,62		
300	MXU	2005	2006	DAY8198K	162,62		
300	PEOPLE S	2008		DAY8202K	196,95		
500	XCITING	2005		DAY8206K	363,77		
500	XCITING R	2007		DAY8206K	363,77		
MALAGUTI							
50	CENTRO	1993	2000	DAY7167	47,14	DAY7167K	71,10
50	CIAK	1999	2000	DAY7167	47,14	DAY7167K	71,10
50	CIAK MASTER	2004	2004	DAY7167	47,14	DAY7167K	71,10
50	CIAK MASTER 4T	2005	2008	DAY8102	67,87		
50	CIAK MONO	2003	2003	DAY7167	47,14	DAY7167K	71,10
50	CIAK TD	2000	2001	DAY7167	47,14	DAY7167K	71,10
50	CROSSER CR1	1995	1998	DAY7186	56,45		
50	F10 AC	2008		DAY8243	77,12		
50	F10 JET LINE			DAY7175	50,66	DAY7175K	67,85
50	F10 KAT	1999	2000	DAY7175	50,66	DAY7175K	67,85
50	F10 RESTYLING	2001	2004	DAY7175	50,66	DAY7175K	67,85
		2006		DAY7167	47,14	DAY7167K	71,10
50	F12 PHANTOM	1994	2006	DAY7167	47,14	DAY7167K	71,10
50	F12R PHANTOM AC	2007		DAY8243	77,12		
50	F12R PHANTOM LC	2007	2008	DAY7167	47,14	DAY7167K	71,10
50	F15 FIREFOX	1996	2007	DAY7167	47,14	DAY7167K	71,10
50	GRIZZLY 4 WHEELS	2004	2005	DAY7175	50,66	DAY7175K	67,85
50	YESTERDAY	1997		DAY7175	50,66	DAY7175K	67,85
100	CIAK	1999	2000	DAY8122K	88,48		
100	F12 PHANTOM	1999	2000	DAY8122K	88,48		
125	CENTRO I.E.	2007	2008	DAY8154	123,94		
125	CIAK EURO2	2001	2008	DAY8132	77,60		
125	CIAK MASTER EURO3	2001	2008	DAY8132	77,60		
125	F18 WARRIOR	2001		DAY8136K	105,40		
125	MADISON	1999	2001	DAY8128K	93,91		
125	MADISON 3	2006		DAY8118K	126,93		
125	MADISON R RESTYLING	2002	2004	DAY8128K	93,91		
125	PHANTOM MAX	2003		DAY8128K	93,91		
150	F18 WARRIOR	2001		DAY8136K	105,40		
150	MADISON T	1999	2001	DAY8128K	93,91		
150	PHANTOM MAX	2003		DAY8128K	93,91		
160	CENTRO I.E.	2007	2008	DAY8154	123,94		
180	MADISON R	2001	2002	DAY8180K	216,96		
200	CIAK MASTER EURO2	2006	2008	DAY8172K	114,67		
200	F12 PHANTOM MAX	2003		DAY8180K	216,96		
200	MADISON S RESTYLING	2003		DAY8180K	216,96		
250	MADISON 3	2006		DAY8203K	222,17		
250	MADISON RS RESTYLING	2004		DAY8203K	222,17		
250	MADISON S	1999	2003	DAY8175K	165,86		
250	PASSWORD	2005	2008	DAY8179K	186,49		
250	PHANTOM MAX	2004	2004	DAY8203K	222,17		
400	MADISON K	2002	2002	DAY8192K	325,27		
400	MADISON K RST	2002	2004	DAY8192K	325,27		
500	SPIDERMAX GT	2004	2007	DAY8190K	341,40		
500	SPIDERMAX RS	2008	2008	DAY8190K	341,40		
MBK							
50	BOOSTER	2004	2004	DAY7167	47,14	DAY7167K	71,10
50	BOOSTER NEXT GENERATION	2001	2003	DAY7167	47,14	DAY7167K	71,10
50	BOOSTER ROAD			DAY7167	47,14	DAY7167K	71,10
50	BOOSTER ROCKET			DAY7167	47,14	DAY7167K	71,10
50	BOOSTER SPIRIT	2003	2003	DAY7167	47,14	DAY7167K	71,10
50	BOOSTER TRACK			DAY7167	47,14	DAY7167K	71,10
50	CS MACH G	2002	2005	DAY7167	47,14	DAY7167K	71,10
50	CT S SORRISO	1991	1992	DAY7187	49,50		
50	CT SS NEW SORRISO	1995	1996	DAY7175	50,66	DAY7175K	67,85
50	CT SS SORRISO	1993	1995	DAY7187	49,50		
50	EQUALIS		1996	DAY7175	50,66	DAY7175K	67,85
50	EVOLIS	1992	1995	DAY7175	50,66	DAY7175K	67,85
50	EW STUNT	2000	2004	DAY7167	47,14	DAY7167K	71,10
50	FIZZ	1994	1995	DAY7175	50,66	DAY7175K	67,85
50	FORTE	1994	1996	DAY7175	50,66	DAY7175K	67,85
50	TARGET	1991	1995	DAY7175	50,66	DAY7175K	67,85
50	YH FLIPPER	1998	2005	DAY7167	47,14	DAY7167K	71,10
50	YN OVETTO	1997	2005	DAY7167	47,14	DAY7167K	71,10

Poj. [cm3]	Model	Rok od	Rok do	Pasek standardowy		Pasek wzmocniony	
				Nr katalogowy	Cena	Nr katalogowy	Cena
MBK							
50	YQ NITRO	1997	2005	DAY7167	47,14	DAY7167K	71,10
50	YQ NITRO JAGUAR	2001		DAY7167	47,14	DAY7167K	71,10
100	YN OVETTO	2000	2002	DAY8173	59,26		
100	YQ NITRO	2000	2002	DAY8173	59,26		
100	YW BOOSTER	1999	2001	DAY8173	59,26		
125	XC FLAME	1995	1998	DAY8165	73,63		
125	XC FLAME R	1997	2003	DAY8165	73,63		
125	XN DOODO	2000	2001	DAY8128K	93,91		
125	XQ THUNDER	2001	2002	DAY8128K	93,91		
125	YP SKYLINER	1998	2002	DAY8128K	93,91		
150	XC VERTEX	1997	1997	DAY7178K	107,92		
150	XN DOODO	2000	2002	DAY8128K	93,91		
150	XQ THUNDER	2001	2002	DAY8128K	93,91		
150	YP SKYLINER	2000	2003	DAY8128K	93,91		
180	YP SKYLINER	2000	2003	DAY8128K	93,91		
250	YP SKYLINER	2000	2005	DAY8175K	165,86		
300	XC KILIBRE	2003		DAY8179K	186,49		
PEUGEOT							
50	103 LVS			DAY7169	40,29		
50	103 MVL		1994	DAY7169	40,29		
50	103 MVL M	1995	1998	DAY7169	40,29		
50	104 V			DAY7169	40,29		
50	BUXY	1994	1997	DAY7191	46,62	DAY7191K	60,90
50	ELYSEO	1997		DAY7191	46,62	DAY7191K	60,90
50	ELYSTAR TSDI	2003		DAY7191	46,62	DAY7191K	60,90
50	FOX	1994	1998	DAY7179	74,19		
50	FOX L	1994	1998	DAY7179	74,19		
50	GL 10/K			DAY7169	40,29		
50	JET FORCE	2003		DAY7191	46,62	DAY7191K	60,90
50	LUDIX 10 ONE	2004		DAY7191	46,62	DAY7191K	60,90
50	LUDIX 10 SP BLASTER	2005		DAY7191	46,62	DAY7191K	60,90
50	LUDIX 10 TREND/SNAKE	2004		DAY7191	46,62	DAY7191K	60,90
50	LUDIX 14 CLASSIC	2004		DAY7191	46,62	DAY7191K	60,90
50	LUDIX 14 ELEGANT	2004		DAY7191	46,62	DAY7191K	60,90
50	SC METROPOLIS		1991	DAY7176	45,64		
50	SPEEDAKE	1995	1997	DAY7191	46,62	DAY7191K	60,90
50	SPEEDFIGHT 2	2000		DAY7191	46,62	DAY7191K	60,90
50	SPEEDFIGHT 3	2009		DAY7191	46,62	DAY7191K	60,90
50	SPEEDFIGHT AC	1997	1999	DAY7191	46,62	DAY7191K	60,90
50	SPEEDFIGHT LC	1997	1999	DAY7191	46,62	DAY7191K	60,90
50	SQUAB	1995	1997	DAY7191	46,62	DAY7191K	60,90
50	SV GEO	1991	1995	DAY7172	42,54	DAY7172K	68,32
50	TREKKER	1998	2000	DAY7191	46,62	DAY7191K	60,90
50	TREKKER METAL-X	2002		DAY7191	46,62	DAY7191K	60,90
50	V-CLIC 4T	2007		DAY8246	66,46		
50	VIVACITY	1997	1997	DAY7191	46,62	DAY7191K	60,90
50	VIVACITY KAT.	1997	1997	DAY7191	46,62	DAY7191K	60,90
50	X-FIGHT	2003	2003	DAY7191	46,62	DAY7191K	60,90
50	X-RACE	2003	2003	DAY7191	46,62	DAY7191K	60,90
50	ZENITH	1994	1998	DAY7172	42,54	DAY7172K	68,32
100	LOOXOR 2T	2000	2001	DAY8145	76,51		
125	ELYSEO	1999		DAY8150K	81,23		
125	ELYSTAR	2002	2003	DAY8150K	81,23		
125	JET FORCE	2003	2004	DAY8150K	81,23		
125	LOOXOR		2003	DAY7178K	107,92		
			2002	DAY8118K	126,93		
125	SV GEO			DAY7186	56,45		
150	ELYSEO	2001	2001	DAY8150K	81,23		
150	ELYSTAR	2002	2003	DAY8150K	81,23		
		2003		DAY7178K	107,92		
150	LOOXOR		2002	DAY8118K	126,93		
250	GEOPOLIS	2006		DAY8196K	242,93		
250	SATELIS	2007		DAY8196K	242,93		
250	SV GEO	2001	2001	DAY8195K	160,53		
400	GEOPOLIS	2007		DAY8190K	341,40		
400	SATELIS	2007		DAY8190K	341,40		
500	GEOPOLIS	2007		DAY8190K	341,40		
500	SATELIS	2007		DAY8190K	341,40		
PIAGGIO							
50	BRAVO	1987		DAY7155	40,29		
50	CIAO EURO1	1999	2001	DAY7153	38,69		
50	CIAO MIX TEEN	1996	2001	DAY7153	38,69		
50	CIAO P/PX/PXV/FL	1980	1988	DAY7153	38,69		
50	CIAO SPECIAL/R/SC/R2	1969	1981	DAY7153	38,69		
50	CIAO TRE	1971	1999	DAY7153	38,69		
50	DIESIS	2001	2001	DAY8101	68,09	DAY8101K	90,10
50	FLY 2T	2005	2008	DAY8102	67,87		
50	FLY 4T	2006	2007	DAY8207	64,35		
50	FREE	1992	1994	DAY7163	46,92	DAY7163K	74,57
50	FREE DELIVERY	2000	2001	DAY8101	68,09	DAY8101K	90,10
		1995	2001	DAY7163	46,92	DAY7163K	74,57
50	FREE FL	2002		DAY8101	68,09	DAY8101K	90,10
50	GRILLO	1989	1993	DAY7130	37,85		
50	LIBERTY 2T	1997	2008	DAY8102	67,87		
50	LIBERTY 2T/4T RST	2004	2004	DAY8102	67,87		
50	LIBERTY 4T	2000	2008	DAY8102	67,87		
50	LIBERTY MOC 2T/4T	2009		DAY8102	67,87		
50	LIBERTY PTT 2T	2004	2006	DAY8102	67,87		
50	LIBERTY SPORT 2T	2006	2008	DAY8102	67,87		
50	LIBERTY SPORT 4T	2006	2008	DAY8102	67,87		
50	NRG	1994	1996	DAY7163	46,92	DAY7163K	74,57
50	NRG EXTREME	1999	2000	DAY8101	68,09	DAY8101K	90,10
50	NRG MC ³	2001	2004	DAY8101	68,09	DAY8101K	90,10
50	NRG POWER DD	2005		DAY8101	68,09	DAY8101K	90,10
50	NRG POWER DT	2005	2008	DAY8101	68,09	DAY8101K	90,10
50	NRG POWER PUREJET	2004	2008	DAY8161	77,59		
50	NRG PUREJET	2002	2004	DAY8101	68,09	DAY8101K	90,10
		1996	1997	DAY7163	46,92	DAY7163K	74,57
50	NRG RST MC ²		1998	DAY8101	68,09	DAY8101K	90,10
50	NTT	1995	1996	DAY7163	46,92	DAY7163K	74,57
50	QUARTZ	1992	1996	DAY7168	46,92	DAY7168K	68,58

Poj. [cm3]	Model	Rok od	Rok do	Pasek standardowy		Pasek wzmocniony	
				Nr katalogowy	Cena	Nr katalogowy	Cena
50	SFERA	1991	1993	DAY7106	42,88		
50	SFERA MAQUILLAGE	1991	1993	DAY7106	42,88		
50	SFERA MAQUILLAGE 2	1994	1994	DAY7168	46,92	DAY7168K	68,58
50	SFERA RST FL	1995	1997	DAY7168	46,92	DAY7168K	68,58
50	SI	1979	1988	DAY7143	43,40		
50	SI FL	1979	1988	DAY7143	43,40		
50	SI FL2	1991	1997	DAY7143	43,40		
50	SI MIX	1996	1999	DAY7143	43,40		
50	TYPHOON	2001	2008	DAY8101	68,09	DAY8101K	90,10
50	VELOFAX	1996	1999	DAY7195	52,60		
50	VESPA ET2	1997	1998	DAY7168	46,92	DAY7168K	68,58
		1999	2005	DAY7194	53,13	DAY7194K	83,15
50	VESPA ET4	2000	2005	DAY7194	53,13	DAY7194K	83,15
50	VESPA FL2 AUTOMATICA	1990	1991	DAY7101	40,18		
50	VESPA LX 2T	2005	2008	DAY7194	53,13	DAY7194K	83,15
50	VESPA LX 2T FL	2009		DAY7194	53,13	DAY7194K	83,15
50	VESPA LX 4T	2005	2008	DAY7194	53,13	DAY7194K	83,15
50	VESPA LXV 2T	2006	2008	DAY7194	53,13	DAY7194K	83,15
50	VESPA LXV 2T NAVY	2008		DAY7194	53,13	DAY7194K	83,15
50	VESPA PK FL2 AUTOMATICA	1990		DAY7101	40,18		
50	VESPA PK S AUTOMATICA	1984	1989	DAY7103K	96,57		
50	VESPA PK XL PLURIMATIC	1985	1990	DAY7123	38,69		
50	VESPA S 2T	2007	2008	DAY7194	53,13	DAY7194K	83,15
50	VESPA S 4T 4V	2008		DAY7194	53,13	DAY7194K	83,15
50	VESPINO F-18			DAY8013	53,95		
50	VESPINO F-9			DAY8013	53,95		
50	ZIP	1992	1996	DAY7168	46,92	DAY7168K	68,58
50	ZIP & ZIP BIMODALE	1994	1997	DAY7168	46,92	DAY7168K	68,58
50	ZIP 2T	2000	2004	DAY7194	53,13	DAY7194K	83,15
		2008		DAY7194	53,13	DAY7194K	83,15
50	ZIP 4T	2000	2008	DAY7194	53,13	DAY7194K	83,15
50	ZIP BASE	1992	1994	DAY7106	42,88		
50	ZIP CAT. 2T	2001	2008	DAY7194	53,13	DAY7194K	83,15
50	ZIP CAT. 2T SP	2001	2008	DAY7194	53,13	DAY7194K	83,15
50	ZIP FAST RIDER	1993	1994	DAY7168	46,92	DAY7168K	68,58
50	ZIP FAST RIDER RST	1996	1997	DAY7168	46,92	DAY7168K	68,58
50	ZIP RST	1996	1999	DAY7168	46,92	DAY7168K	68,58
50	ZIP SP	1996	2000	DAY7168	46,92	DAY7168K	68,58
		2001	2004	DAY7194	53,13	DAY7194K	83,15
80	SFERA	1991	1993	DAY7106	42,88		
80	SKR CITY	1999		DAY7193	44,15		
80	VESPA PK S AUTOMATICA	1984	1989	DAY7103K	96,57		
100	DIESIS	2001	2001	DAY8145	76,51		
100	FLY 4T	2006	2008	DAY8208K	87,09		
100	FREE 4T	2002	2006	DAY8208K	87,09		
100	ZIP 4T	2006	2008	DAY7194	53,13	DAY7194K	83,15
125	BEVERLY	2001	2008	DAY8178K	152,19		
125	BEVERLY MIC	2007	2007	DAY8178K	152,19		
125	BEVERLY RST	2004	2007	DAY8178K	152,19		
125	BEVERLY SPORT	2007	2008	DAY8178K	152,19		
125	BEVERLY TOURER	2008		DAY8178K	152,19		
125	CARNABY	2007		DAY8178K	152,19		
125	FLY	2005	2008	DAY8118K	126,93		
125	HEXAGON	1994	1997	DAY94797	72,26		
125	HEXAGON 2T	1994	1997	DAY7183	74,21	DAY7183K	117,66
125	HEXAGON GTX 4T	2000	2000	DAY8118K	126,93		
125	HEXAGON LX 2T	1998	1999	DAY7183	74,21	DAY7183K	117,66
125	HEXAGON LX4 4T	1998	1999	DAY8110	67,87		
125	LIBERTY	2000	2003	DAY8118K	126,93		
125	LIBERTY 2T	2001	2002	DAY8118K	126,93		
125	LIBERTY 2T SPORT	2006	2006	DAY8118K	126,93		
125	LIBERTY 4T	1998	2000	DAY8110	67,87		
		2006		DAY8118K	126,93		
125	LIBERTY 4T DELIVERY	2008		DAY8118K	126,93		
125	LIBERTY 4T SPORT	2006		DAY8118K	126,93		
125	LIBERTY PTT	2005	2006	DAY8118K	126,93		
125	LIBERTY RST	2004	2008	DAY8118K	126,93		
125	MP3	2007	2008	DAY8118K	126,93		
125	MP3 IE	2008		DAY8118K	126,93		
125	SFERA 4T FL	1995	1997	DAY8103	63,68		
125	SKIPPER	1994	1997	DAY94797	72,26		
125	SKIPPER 2T	1994	1998	DAY7183	74,21	DAY7183K	117,66
125	SKIPPER 4T ST	2000	2005	DAY8118K	126,93		
125	SKIPPER LX	1998	1999	DAY94797	72,26		
125	SKIPPER LX 2T	1998	1999	DAY7183	74,21	DAY7183K	117,66
125	SKIPPER LX RST 2T	1998		DAY7183	74,21	DAY7183K	117,66
125	SUPER HEXAGON GTX 12"	2001	2002	DAY8118K	126,93		
125	VESPA ET4	1996	1998	DAY8103	63,68		
		1999	2005	DAY8118K	126,93		
125	VESPA GRANTURISMO	2003	2008	DAY8118K	126,93		
125	VESPA GT L	2003	2007	DAY8118K	126,93		
125	VESPA GTS	2007		DAY8118K	126,93		
125	VESPA GTV	2007		DAY8118K	126,93		
125	VESPA GTV NAVY	2008		DAY8118K	126,93		
125	VESPA LX	2005	2008	DAY8118K	126,93		
125	VESPA LXV 4T	2006		DAY8118K	126,93		
125	VESPA LXV 4T NAVY	2008		DAY8118K	126,93		
125	VESPA PK			DAY7131	50,87		
125	VESPA PK S AUTOMATICA	1984	1989	DAY7103K	96,57		
125	VESPA S 4T	2007	2008	DAY8118K	126,93		
125	X7	2008	2008	DAY8118K	126,93		
125	X8	2004	2006	DAY8118K	126,93		
125	X8 PREMIUM	2004	2006	DAY8118K	126,93		
125	X8 STREET	2006	2007	DAY8118K	126,93		
125	X9	2001	2002	DAY8118K	126,93		
125	X9 EVOLUTION	2003	2007	DAY8118K	126,93		
125	X-EVO	2007	2007	DAY8118K	126,93		
125	ZIP 4T	2000	2006	DAY8118K	126,93		
150	FLY	2005	2008	DAY8118K	126,93		
150	LIBERTY	1999	2003	DAY8118K	126,93		
150	LIBERTY 4T	2008	2008	DAY8118K	126,93		
150	LIBERTY 4T SPORT	2008	2008	DAY8118K	126,93		
150	SKIPPER	1994	1997	DAY94797	72,26		
150	SKIPPER 2T	1994	1998	DAY7183	74,21	DAY7183K	117,66
150	SKIPPER 4T	2000	2005	DAY8118K	126,93		

Poj. [cm3]	Model	Rok od	Rok do	Pasek standardowy		Pasek wzmocniony	
				Nr katalogowy	Cena	Nr katalogowy	Cena
150	SKIPPER LX	1998	1999	DAY94797	72,26		
150	SKIPPER LX 2T	1998	1999	DAY7183	74,21	DAY7183K	117,66
150	SKIPPER LX RST 2T	1998		DAY7183	74,21	DAY7183K	117,66
150	VESPA ET4	1999	2005	DAY8118K	126,93		
150	VESPA LX	2005	2008	DAY8118K	126,93		
150	VESPA S 4T	2008		DAY8118K	126,93		
150	X8 STREET	2006	2008	DAY8118K	126,93		
180	HEXAGON GTX	2000	2000	DAY8180K	216,96		
180	HEXAGON LX	1998	1999	DAY94797	72,26		
180	HEXAGON LXT	1998	1999	DAY7190	75,05		
180	SUPER HEXAGON GTX 12"	2001	2002	DAY8180K	216,96		
180	X9 AMALFI	2000	2003	DAY8180K	216,96		
200	BEVERLY	2001	2003	DAY8188K	220,78		
200	BEVERLY RST	2004	2006	DAY8188K	220,78		
200	CARNABY	2007	2008	DAY8188K	220,78		
200	LIBERTY	2006	2006	DAY8180K	216,96		
200	LIBERTY 4T	2007	2008	DAY8180K	216,96		
200	LIBERTY 4T SPORT	2006	2007	DAY8180K	216,96		
200	LIBERTY RST	2004	2004	DAY8180K	216,96		
200	LIBERTY SPORT	2006	2006	DAY8180K	216,96		
200	VESPA GRAN TURISMO	2003	2008	DAY8180K	216,96		
200	X8	2004	2006	DAY8180K	216,96		
200	X9	2002	2003	DAY8180K	216,96		
200	X9 EVOLUTION	2003	2003	DAY8180K	216,96		
250	BEVERLY	2006	2007	DAY8196K	242,93		
250	BEVERLY 4T IE	2006	2008	DAY8196K	242,93		
250	BEVERLY 4T SPORT	2006	2008	DAY8196K	242,93		
250	BEVERLY CRUISER	2007		DAY8196K	242,93		
250	BEVERLY MIC	2007	2007	DAY8196K	242,93		
250	BEVERLY RST	2004	2005	DAY8196K	242,93		
250	BEVERLY TOURER	2008		DAY8196K	242,93		
250	CARNABY	2008		DAY8196K	242,93		
250	MP3	2006	2008	DAY8203K	222,17		
250	MP3 LT	2009		DAY8203K	222,17		
250	MP3 MIC	2008		DAY8203K	222,17		
250	VESPA GT 60TH ANIVERSARY	2006	2008	DAY8203K	222,17		
250	VESPA GTS	2005		DAY8203K	222,17		
250	VESPA GTV	2006		DAY8203K	222,17		
250	VESPA GTV 4T NAVY	2008	2008	DAY8203K	222,17		
250	X7	2008	2008	DAY8203K	222,17		
250	X8	2005	2008	DAY8203K	222,17		
250	X9	2000	2001	DAY8195K	160,53		
250	X9 EVOLUTION	2004	2006	DAY8203K	222,17		
250	X-EVO	2007	2007	DAY8203K	222,17		
300	BEVERLY TOURER IE	2009		DAY8196K	242,93		
300	VESPA GTS SUPER	2008	2008	DAY8203K	222,17		
400	BEVERLY I.E.	2006	2008	DAY8190K	341,40		
400	MP3	2007	2008	DAY8190K	341,40		
400	MP3 LT	2009		DAY8190K	341,40		
400	MP3 MIC	2008		DAY8190K	341,40		
400	X8	2006	2008	DAY8190K	341,40		
400	X-EVO	2007		DAY8190K	341,40		
420	APE POKER BENZINA	1993	1993	DAY7104	22,43		
420	APE POKER DIESEL	1993	1997	DAY7104	22,43		
500	BEVERLY	2002	2008	DAY8190K	341,40		
500	BEVERLY TOURER	2006	2008	DAY8190K	341,40		
500	M500	2006	2008	DAY8219K	347,11		
500	X9	2000	2002	DAY8193K	295,68		
500	X9 EVOLUTION	2003	2008	DAY8190K	341,40		
RIEJU							
50	CROSSER			DAY7167	47,14	DAY7167K	71,10
50	FIRST			DAY7167	47,14	DAY7167K	71,10
50	PACIFIC	2007		DAY8134	55,60	DAY8134K	70,41
50	TOREO	2007		DAY8134	55,60	DAY8134K	70,41
50	WINDY			DAY7167	47,14	DAY7167K	71,10
SUZUKI							
50	AH ADDRESS	1992	1995	DAY7142	41,49		
50	AH ADDRESS DX	1992	1995	DAY7142	41,49		
50	AH ADDRESS R	1992	1995	DAY7142	41,49		
50	AH ADDRESS RF	1992	1995	DAY7142	41,49		
50	AJ ZZ SEPIA S	1995	1997	DAY7166	41,49		
50	AP ADDRESS R	1994	1997	DAY7910	51,07		
50	AP ADDRESS RF	1994	1997	DAY7910	51,07		
50	AY KATANA	2001	2004	DAY7910	51,07		
50	AY W KATANA R	1997	2000	DAY8133	64,58		
		2001	2004	DAY7910	51,07		
50	ESTILETE			DAY8133	64,58		
50	SUZZY			DAY7910	51,07		
50	TR S STREET MAGIC	1998	1998	DAY8133	64,58		
50	UX W ZILLION	1999	1999	DAY8133	64,58		
80	AH ADDRESS	1993	1995	DAY8019	77,12		
100	AH ADDRESS	1993	1995	DAY8019	77,12		
125	UC EPICURO	1999	2001	DAY8153K	133,42		
125	UH BURGMAN	2002	2006	DAY8153K	133,42		
150	UC EPICURO	1999	2001	DAY8153K	133,42		
150	UH BURGMAN	2002	2006	DAY8153K	133,42		
250	AN BURGMAN	1998	2006	DAY8189K	180,92		
400	AN BURGMAN	2007		DAY8211K	330,86		
400	AN BURGMAN X-K2	1999	2002	DAY8187K	275,40		
SYM							
50	CINDERELLA	1999	2002	DAY8246	66,46		
50	DD EURO2	2002	2008	DAY8244	65,77		
		1999	2006	DAY8246	66,46		
50	FIDDLE	2007	2008	DAY8244	65,77		
50	JET	1999	2001	DAY8234	75,27		
50	JET EURO X	2000	2008	DAY8234	75,27		
50	JET EURO X RED DEVIL	2007	2008	DAY8234	75,27		
50	JET SPORT X	2006	2008	DAY8234	75,27		
50	JUNGLE	2000	2000	DAY8234	75,27		
50	MASK	2000	2004	DAY8234	75,27		
50	MIO	2006		DAY8245	68,09		
50	RED DEVIL	1999	1999	DAY8234	75,27		

Poj. [cm3]	Model	Rok od	Rok do	Pasek standardowy		Pasek wzmocniony	
				Nr katalogowy	Cena	Nr katalogowy	Cena
50	SUPER FANCY	1998	2000	DAY8246	66,46		
100	CINDERELLA	1999	2001	DAY8247	72,49		
125	ATTILA	1999	2000	DAY8236K	105,40		
125	EURO MX	2002	2008	DAY8232K	101,46		
125	EURO MX R	2007		DAY8232K	101,46		
125	GTS JOYMAX	2006		DAY8233K	100,76		
125	HD	2003		DAY8235K	116,98		
125	HD EVO	2007	2008	DAY8235K	116,98		
		2004	2007	DAY8237K	107,72		
125	JOYRIDE	2008		DAY8233K	100,76		
125	MEGALO	2006	2007	DAY8236K	105,40		
125	NEW DUKE	2000	2001	DAY8152K	121,16		
125	SHARK	2000	2008	DAY8232K	101,46		
125	SUPER DUKE	1999	2002	DAY8152K	121,16		
125	SYMPLY	2007		DAY8136K	105,40		
125	VS	2006		DAY8230K	104,47		
150	ATTILA	2000	2001	DAY8236K	105,40		
150	EURO MX	2002	2008	DAY8232K	101,46		
150	JOYRIDE	2001	2002	DAY8237K	107,72		
150	SHARK	2000	2002	DAY8232K	101,46		
150	VS	2007		DAY8230K	104,47		
180	JOYRIDE	2005	2008	DAY8237K	107,72		
180	TRACK RUNNER	2006	2008	DAY8250K	98,91		
200	HD	2003	2007	DAY8231K	117,68		
200	HD EVO	2005	2007	DAY8235K	116,98		
200	HD EVO 200EFI	2008		DAY8231K	117,68		
200	HD EVO I EURO2/EURO3	2005	2007	DAY8231K	117,68		
200	JOYRIDE EURO2	2003	2006	DAY8237K	107,72		
250	GTS JOYMAX	2006		DAY8238K	153,81		
TGB							
125	X-MOTION	2008		DAY8233K	100,76		
125	X-MOTION R	2009		DAY8233K	100,76		
250	X-MOTION EFI	2008		DAY8238K	153,81		
250	X-MOTION R	2009		DAY8238K	153,81		
300	X-MOTION EFI	2009		DAY8238K	153,81		
300	X-MOTION R	2009		DAY8238K	153,81		
YAMAHA							
50	BIG JOG		1996	DAY7175	50,66	DAY7175K	67,85
50	BW'S	2004		DAY7167	47,14	DAY7167K	71,10
50	BW'S BUMP	1997	1998	DAY7167	47,14	DAY7167K	71,10
50	BW'S NAKED	2003		DAY7167	47,14	DAY7167K	71,10
50	BW'S NEXT GENERATION	1997	2006	DAY7167	47,14	DAY7167K	71,10
50	BW'S ORIGINAL	1997	2003	DAY7167	47,14	DAY7167K	71,10
50	BW'S R	2001	2001	DAY7167	47,14	DAY7167K	71,10
50	CS JOG R/RR	2002		DAY7167	47,14	DAY7167K	71,10
50	CT S	1990	1995	DAY7187	49,50		
50	CT SS	1992	1995	DAY7187	49,50		
50	CW SPY	1995	2002	DAY7167	47,14	DAY7167K	71,10
50	EW SLIDER	2000	2002	DAY7167	47,14	DAY7167K	71,10
50	JOG R		2002	DAY7175	50,66	DAY7175K	67,85
50	JOG Z	1991	1995	DAY7175	50,66	DAY7175K	67,85
50	YA AXIS	1995	1996	DAY7175	50,66	DAY7175K	67,85
50	YA ZA JOG Z	1995	1996	DAY7175	50,66	DAY7175K	67,85
50	YH WHY	1996	2006	DAY7167	47,14	DAY7167K	71,10
50	YM BREEZE	1994	1995	DAY7175	50,66	DAY7175K	67,85
50	YN NEO'S	1997		DAY7167	47,14	DAY7167K	71,10
50	YQ AEROX	1997		DAY7167	47,14	DAY7167K	71,10
50	YQ AEROX CARLOS CHECA	2000	2004	DAY7167/I	55,33		
50	YQ AEROX LC	2000	2004	DAY7167/I	55,33		
50	YQ AEROX MAX BIAGGI	2000	2004	DAY7167/I	55,33		
50	YQ AEROX R	1999		DAY7167	47,14	DAY7167K	71,10
50	ZUMA 50			DAY7167	47,14	DAY7167K	71,10
65	BW'S 65			DAY7167	47,14	DAY7167K	71,10
100	BW'S	1999	2001	DAY8173	59,26		
100	YN NEO'S	1999	2002	DAY8173	59,26		
100	YQ AEROX	2000	2002	DAY8173	59,26		
125	NXC CYGNUS X	2004		DAY8209K	118,82		
125	VP X-CITY	2008		DAY8201K	127,85		
125	XC BELUGA	1990	1995	DAY7187	49,50		
125	XC CYGNUS	1995	1998	DAY8165	73,63		
125	XC CYGNUS R	1997	2003	DAY8165	73,63		
125	XN TEO'S	2000	2001	DAY8128K	93,91		
125	XQ MAXSTER	2001	2002	DAY8128K	93,91		
125	YP MAJESTY	1998	2002	DAY8128K	93,91		
125	YP MAJESTY E	2003		DAY8128K	93,91		
125	YP R X-MAX	2006		DAY8201K	127,85		
150	XC FLY ONE	1990	1995	DAY7178K	107,92		
150	XC FLY ONE R	1997	1998	DAY7178K	107,92		
150	XN TEO'S	2001	2002	DAY8128K	93,91		
150	XQ MAXSTER	2001	2002	DAY8128K	93,91		
150	YP MAJESTY	2000	2003	DAY8128K	93,91		
180	YP E MAJESTY	2003	2008	DAY8174K	126,00		
180	YP MAJESTY	2000	2002	DAY8128K	93,91		
250	VP X-CITY	2007		DAY8179K	186,49		
250	YP MAJESTY	1996	2003	DAY8175K	165,86		
250	YP MAJESTY ABS	2003	2003	DAY8175K	165,86		
250	YP MAJESTY DX	1998	2000	DAY8175K	165,86		
250	YP R X-MAX	2005		DAY8179K	186,49		
300	XC VERSITY	2003	2006	DAY8179K	186,49		
400	YP MAJESTY	2004	2006	DAY8194K	342,19		
500	XP T-MAX	2001	2003	DAY8191K	363,21		

Dayco - paski napędowe ATV / UTV

Poj. [cm3]	Model	Rok od	Rok do	Pasek napędowy	
				Nr katalogowy	Cena
ARCTIC CAT					
375	375 2X4 AUTO	2002		DAYHP2000	127,10
375	375 4X4 AUTO	2002		DAYHP2000	127,10
400	400 2X4 AUTO	2003	2004	DAYHP2000	127,10
400	400 4X4 AUTO	2004	2008	DAYHP2000	127,10
400	400 4X4 AUTO ACT	2003		DAYHP2000	127,10
400	400 4X4 AUTO LE	2005	2008	DAYHP2000	127,10
400	400 4X4 AUTO MRP	2002		DAYHP2032	261,41
400	400 4X4 AUTO TBX	2004	2006	DAYHP2000	127,10
400	400 4X4 AUTO TRV	2006		DAYHP2000	127,10
400	400 4X4 AUTO VP	2005	2006	DAYHP2000	127,10
400	400 4X4 TRV PLUS	2007		DAYHP2000	127,10
400	DVX 400	2007		DAYHP2000	127,10
500	500 4X4 AUTO	2003	2008	DAYHP2032	261,41
500	500 4X4 AUTO LE	2005	2006	DAYHP2032	261,41
500	500 4X4 AUTO MRP	2002		DAYHP2032	261,41
500	500 4X4 AUTO TBX	2003	2006	DAYHP2032	261,41
500	500 4X4 AUTO TRV	2004	2008	DAYHP2032	261,41
JOHN DEERE					
286	GATOR 2X4			DAYHP2028	162,95
401	TURF GATOR			DAYHP2028	162,95
675	TRAIL GATOR 4X6			DAYHP2030	177,28
675	WORKSITE 4X6			DAYHP2030	177,28
KAWASAKI					
300	PRAIRIE 300	1999	2002	DAYHP2020	158,83
300	PRAIRIE 300 4X4	1999	2002	DAYHP2020	158,83
360	PRAIRIE 360	2003	2004	DAYHP2019	143,67
		2005	2006	DAYHP2017	150,43
360	PRAIRIE 360 4X4	2003	2004	DAYHP2019	143,67
		2005	2009	DAYHP2017	150,43
400	PRAIRIE	1998		DAYHP2022	188,96
400	PRAIRIE 400	1999	2002	DAYHP2021	168,21
		1996	1998	DAYHP2022	188,96
400	PRAIRIE 400 4X4	1999	2002	DAYHP2021	168,21
617	MULE 4000			DAYHP2026	150,17
617	MULE 4010 4X4			DAYHP2026	150,17
617	MULE 4010 TRANS 4X4			DAYHP2026	150,17
		2002		DAYHP2021	168,21
650	BRUTE 650	2005		DAYHP2017	150,43
650	BRUTE FORCE 650 4X4	2005	2009	DAYHP2017	150,43
650	BRUTE FORCE 650 4X4I	2006	2009	DAYHP2017	150,43
650	PRAIRIE 650 4X4	2002	2003	DAYHP2018	142,03
650	PRAIRIE 650 CAMO	2003		DAYHP2018	142,03
700	KFX 700 V FORCE	2004	2005	DAYHP2017	150,43
700	PRAIRIE 700	2004	2006	DAYHP2017	150,43
	BRUTE FORCE 750	2005	2007	DAYHP2017	150,43
	MULE 1000			DAYHP2024	156,43
	MULE 2010			DAYHP2024	156,43
	MULE 2020			DAYHP2024	156,43
	MULE 2030			DAYHP2024	156,43
	MULE 2500 SERIES			DAYHP2025	156,43
	MULE 3000 SERIES			DAYHP2026	150,17
	MULE 3010 SERIES			DAYHP2026	150,17
	MULE 520 SERIES			DAYHP2023	100,11
	MULE 550 SERIES			DAYHP2023	100,11
PARCAR					
	GOLF CART	1982	1991	DAYHP2009	131,40
		1992	1995	DAYHP2010	125,14
POLARIS					
244	TRAIL BLAZER	2002	2006	DAYHP2003	173,36
244	TRAIL BLAZER 250 W/EBS	2004	2005	DAYHP2002	240,45
244	XPLOER 4X4	2001	2002	DAYHP2003	173,36
249	TRAIL BLAZER 250	2000	2005	DAYHP2003	173,36
325	MAGNUM 325 2X4	2000	2002	DAYHP2003	173,36
325	MAGNUM 325 4X4	2000	2002	DAYHP2003	173,36
329	ATP 300 4X4 W/EBS	2005		DAYHP2002	240,45
329	ATP 330	2004	2005	DAYHP2003	173,36
329	ATP 330 4X4	2004	2005	DAYHP2003	173,36
329	ATP 330 4X4 QUAD	2005		DAYHP2003	173,36
329	ATP 330 4X4 W/EBS	2004	2005	DAYHP2002	240,45
329	ATP 330 W/EBS	2004	2005	DAYHP2002	240,45
329	MAGNUM 330 2X4	2003	2005	DAYHP2003	173,36
329	MAGNUM 330 2X4 W/EBS	2004	2005	DAYHP2002	240,45
329	MAGNUM 330 4X4	2003	2006	DAYHP2003	173,36
329	MAGNUM 330 4X4 W/EBS	2004	2005	DAYHP2002	240,45
329	TRAIL BLAZER 330	2008	2009	DAYHP2003	173,36
329	TRAIL BOSS 325	2000	2002	DAYHP2003	173,36
329	TRAIL BOSS 330	2003	2009	DAYHP2003	173,36
329	TRAIL BOSS 330 QUADRICYCLE	2005		DAYHP2003	173,36
329	TRAIL BOSS 330 W/EBS	2004	2005	DAYHP2002	240,45
335	SPORTSMAN 335	2000		DAYHP2003	173,36
378	SCRAMBLER 400 2X4	2000	2002	DAYHP2003	173,36
378	TRAIL BLAZER 400	2003		DAYHP2003	173,36
378	XPLOER 400	2000	2002	DAYHP2003	173,36
399	SCRAMBLER 400 4X4	2000	2002	DAYHP2003	173,36
425	RANGER 2X4	2004		DAYHP2003	173,36
425	RANGER SERIES 10 425 2X4	2003		DAYHP2003	173,36
425	SPORTSMAN 400	2002	2005	DAYHP2003	173,36
425	SPORTSMAN 400 W/EBS	2004	2005	DAYHP2002	240,45
425	UTV 2X4	2004	2005	DAYHP2003	173,36
455	SPORTSMAN 450	2006		DAYHP2003	173,36
499	ATP 500 4X4	2004	2005	DAYHP2002	240,45
499	ATP 500 HO 4X4 W/EBS	2004	2005	DAYHP2002	240,45
		2000		DAYHP2003	173,36
499	MAGNUM 500	2002		DAYHP2002	240,45
499	MAGNUM 500 4X4 HDS	2002	2003	DAYHP2002	240,45
499	MAGNUM 500 RMK	2002		DAYHP2002	240,45

Poj. [cm3]	Model	Rok od	Rok do	Pasek napędowy	
				Nr katalogowy	Cena
499	OUTLAW 500	2006		DAYHP2003	173,36
499	RANGER 4X4	2004	2005	DAYHP2003	173,36
499	RANGER 6X6	2004	2005	DAYHP2003	173,36
499	RANGER SERIES 10 500 4X4	2003		DAYHP2003	173,36
499	RANGER SERIES 10 500 6X6	2003		DAYHP2003	173,36
499	SCRAMBLER 500 2X4	2001	2002	DAYHP2003	173,36
499	SCRAMBLER 500 4X4	2000	2009	DAYHP2003	173,36
499	SCRAMBLER 500 4X4 W/EBS	2005		DAYHP2004	241,46
499	SPORTSMAN 500	2004		DAYHP2002	240,45
499	SPORTSMAN 500 EFI	2006		DAYHP2004	241,46
		2001	2002	DAYHP2003	173,36
499	SPORTSMAN 500 HO	2005		DAYHP2004	241,46
		2006	2009	DAYHP2003	173,36
499	SPORTSMAN 500 HO DUSE	2001	2002	DAYHP2003	173,36
499	SPORTSMAN 500 HO RSE	2001	2002	DAYHP2003	173,36
499	SPORTSMAN 500 RSE	2000		DAYHP2003	173,36
499	SPORTSMAN 6X6	2000	2006	DAYHP2003	173,36
499	SPORTSMAN X2	2006		DAYHP2004	241,46
499	UTV 4X4	2004	2005	DAYHP2003	173,36
499	UTV 6X6	2004	2005	DAYHP2003	173,36
597	SPORTSMAN 600	2003	2005	DAYHP2004	241,46
597	SPORTSMAN 600 TWIN W/EBS	2003	2005	DAYHP2004	241,46
597	SPORTSMAN 600 W/EBS	2004	2005	DAYHP2004	241,46
653	RANGER	2003		DAYHP2003	173,36
653	UTV 1500 2X4	2004	2005	DAYHP2003	173,36
683	SPORTSMAN 700	2002	2005	DAYHP2004	241,46
683	SPORTSMAN 700 EFI	2005		DAYHP2004	241,46
683	SPORTSMAN 700 TWIN EFI W/EBS	2004	2005	DAYHP2004	241,46
683	SPORTSMAN 700 TWIN W/EBS	2002	2005	DAYHP2004	241,46
	SPORTSMAN MV7	2005		DAYHP2004	241,46
	WZYSTKIE MODELE DIESEL Z EBS	2001		DAYHP2002	240,45
	ATV'S (WZYSTKIE MODELE)	1994	1998	DAYHP2003	173,36
	ATV'S (BEZ EBS)	1999		DAYHP2003	173,36
SUZUKI					
		2003	2004	DAYHP2027	130,13
400	EIGER 400 AUTO	2005	2006	DAYHP2032	261,41
		2006	2007	DAYHP2027	130,13
493	VINSON 500 AUTO	2003	2007	DAYHP2032	261,41
YAMAHA					
348	BRUIN 350 4X4 AUTO	2004	2005	DAYHP2005	168,11
348	BRUIN 350 AUTO	2004	2005	DAYHP2005	168,11
400	GRIZZLY 400 AUTO 4X4	2007		DAYHP2005	168,11
400	KODIAK 2X4	2001		DAYHP2005	168,11
400	KODIAK 400 4X4 AUTO	2000	2006	DAYHP2005	168,11
400	KODIAK 400 AUTO	2003	2006	DAYHP2005	168,11
400	KODIAK 4X4 AUTO	2001		DAYHP2005	168,11
400	KODIAK 4X4 REALTREE X/TRA	2001		DAYHP2005	168,11
420	KODIAK 450 4X4 AUTO	2001	2006	DAYHP2005	168,11
420	KODIAK 450 AUTO	2004	2005	DAYHP2005	168,11
450	GRIZZLY 450 AUTO 4X4	2007		DAYHP2005	168,11
600	GRIZZLY 600 4X4 AUTO	1998	2001	DAYHP2033	263,66
660	GRIZZLY 660 4X4 AUTO	2002	2005	DAYHP2033	263,66
	RHINO 660	2004	2005	DAYHP2033	263,66
	G1	1979	1981	DAYHP2016	131,40
	G11	1993	1995	DAYHP2015	112,63
	G15			DAYHP2015	112,63
	G16	1996	1996	DAYHP2015	112,63
	G2	1985	1986	DAYHP2015	112,63
	G8	1990	1991	DAYHP2015	112,63
	G9	1991	1993	DAYHP2015	112,63

